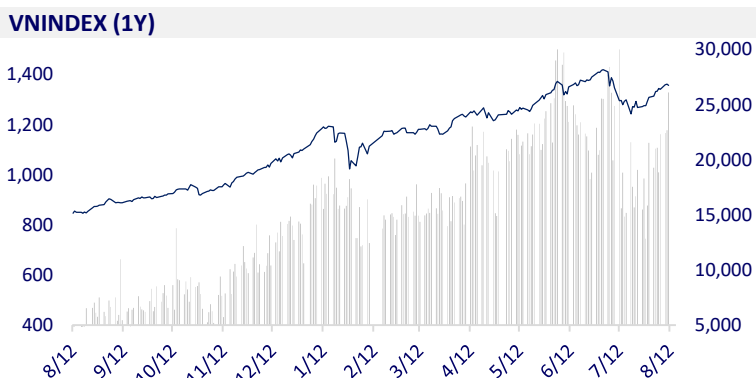
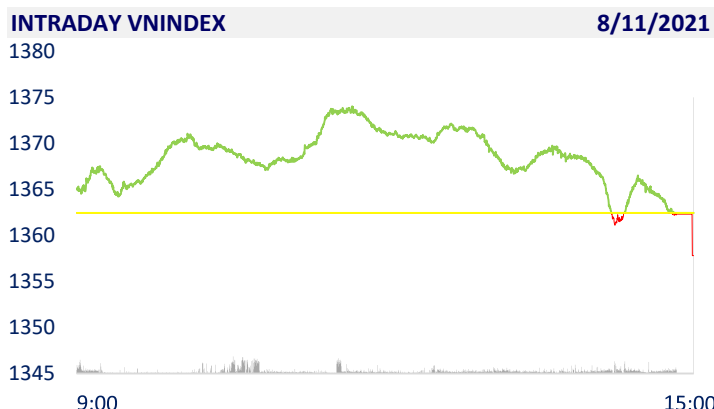
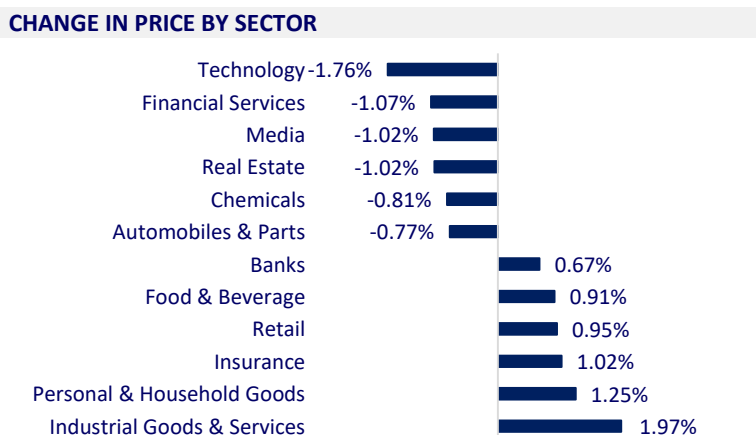


VIETNAM STOCK MARKET		1D	YTD
VN-INDEX	1,357.79	-0.34%	23.49%
VN30	1,487.91	-0.43%	40.58%
HNX	334.44	-0.19%	69.68%
UPCOM	92.01	1.63%	24.62%
Net Foreign buy (B)	-765.04		
Total trading value (B)	31,633.45	10.49%	84.42%

- Session 11/8: Foreign investors continued to net sell 765 billion dong. SSI and FUEVFNVD fund certificates today recorded inactive foreign investors as they were sold the most with the value of 327 billion dong and 263 billion dong, respectively.



ETF & DERIVATIVES		1D	YTD
E1VFN30	25,100	-0.36%	33.51%
FUEMAV30	17,600	-0.79%	40.46%
FUESSV30	18,710	5.05%	40.68%
FUESSV50	21,900	-1.35%	38.61%
FUESSVFL	21,980	2.14%	61.03%
FUEVFNVD	25,900	-0.65%	50.58%
FUEVN100	18,800	0.00%	34.77%
VN30F2203	1,485.00	-1.00%	
VN30F2112	1,485.70	-0.39%	
VN30F2109	1,485.00	-0.48%	
VN30F2108	1,486.00	-0.54%	



GLOBAL MARKET		1D	YTD
Nikkei	28,070.51	0.08%	2.28%
Shanghai	3,532.62	0.08%	3.46%
Kospi	3,220.62	-0.70%	12.08%
Hang Seng	26,660.16	0.60%	-1.79%
STI (Singapore)	3,180.00	-0.85%	10.83%
SET (Thái Lan)	1,532.71	-0.64%	5.75%
Crude oil (\$/barrel)	67.69	-0.98%	40.14%
Gold (\$/ounce)	1,736.90	0.44%	-8.76%

- Asian stocks mixed after Wall Street's peak session. In Japan, the Nikkei 225 gained 0.08%. The Chinese market rose with Shanghai Composite up 0.21%, Shenzhen Component up 0.13%. Hong Kong's Hang Seng rose 0.6%. South Korea's Kospi index fell 0.7 percent.

VIETNAM ECONOMY		1D (bps)	YTD (bps)
Vnibor	0.87%	-3	74
Deposit interest 12M	5.60%	0	-20
5 year-Gov. Bond	1.24%	14	2
10 year-Gov. Bond	1.99%	-6	-4
USD/VND	22,915	0	-1.13%
EUR/VND	27,339	0	-6.06%
CNY/VND	3,587	0	0.39%

- The Ministry of Industry and Trade recently sent a written request to the Vietnam Association of Logistics Service Enterprises, the Vietnam Seaport Association, seaport management and operators, shipping businesses and logistics centers across the country. The country considers reducing the fees for storing containers, storage and yards.

**EVENT CALENDER**

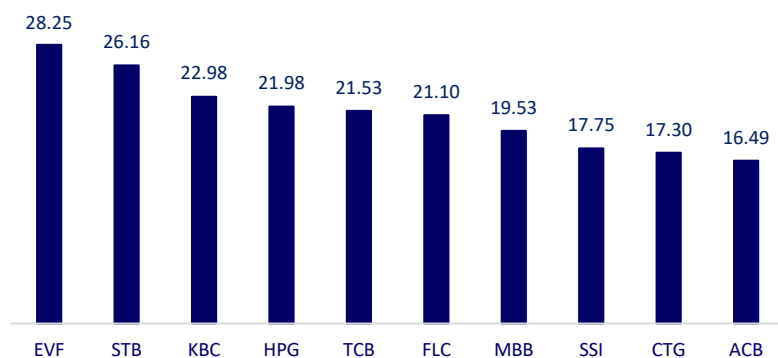
Ticker	Ex-right Date	Last register Date	Exercise Date	Type	Rate	Value
BBC	8/11/2021	8/12/2021	9/10/2021	Cash		3,600
PAC	8/12/2021	8/13/2021	8/27/2021	Cash		500
PSW	8/13/2021	8/16/2021	9/6/2021	Cash		400
HAD	8/13/2021	8/16/2021	9/1/2021	Cash		500
GMD	8/13/2021	8/16/2021	9/16/2021	Cash		1,200
FPT	8/16/2021	8/17/2021	9/1/2021	Cash		1,000
VIC	8/16/2021	8/17/2021		Stock	12.5%	
VE2	8/19/2021	8/20/2021	9/20/2021	Cash		700

## SELECTED NEWS

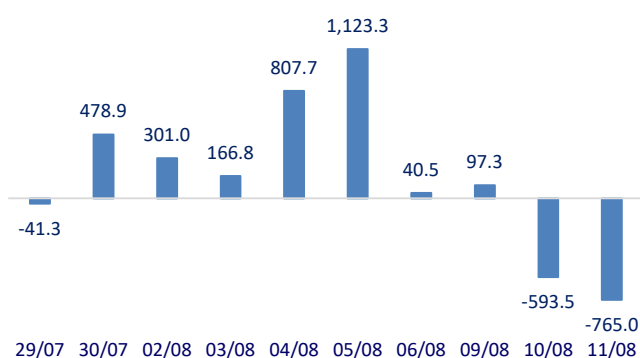
- The Ministry of Industry and Trade calls on seaport and logistics enterprises to reduce fees
- Urgent negotiation to buy a huge amount of Moderna vaccine
- Over 1,300 billion VND of support has reached more than 1 million workers who lost their jobs
- Wells Fargo: Positive jobs report not yet motivating Fed to tighten policy
- US Senate approves \$1 trillion infrastructure package, waiting for House approval
- World gold rose slightly on doubts about economic impact of Delta variant

	Close	1D	5D	Buying vol.	Selling vol.	Content
VCB	100,500	1.52%	2.03%	3,026,500	3,273,700	- At the beginning of August, a number of banks slightly reduced the personal savings deposit interest rate schedule along with reducing lending rates to support customers to overcome difficulties caused by the Covid-19 epidemic. In general, savings interest rates at banks this period are somewhat quieter than last month. Except for a few banks, the deposit rate decreased slightly by 0.1-0.2 percentage points such as OCB, HDB, STB, MBB, LPB, SCB.
BID	43,100	-0.46%	0.23%	4,468,200	4,981,200	
CTG	34,300	-1.01%	0.88%	26,561,300	30,523,200	
TCB	52,300	0.00%	0.58%	34,332,800	38,425,000	
VPB	61,200	1.16%	1.16%	25,404,800	20,029,000	
MBB	29,700	0.17%	0.00%	34,358,200	35,152,600	
HDB	35,450	-0.28%	1.14%	3,998,800	5,815,400	
TPB	37,000	2.78%	5.41%	18,627,800	19,942,100	
STB	30,400	-0.65%	-0.82%	40,173,000	54,859,700	
ACB	36,000	-1.37%	1.41%	26,019,200	29,779,000	
NVL	103,900	147.97%	155.91%	13,192,400	13,862,300	- In the first trading week of August, KDH was among the top stocks of proprietary trading securities companies with a value of 73.71 billion dong.
KDH	92,900	121.72%	128.82%	13,192,400	13,862,300	
PDR	92,900	0.00%	-0.96%	4,228,000	4,169,600	- On August 11, adjusting the retail price of petrol every 15 days. Accordingly, the inter-ministerial department kept the retail price of gasoline products unchanged.
GAS	95,500	-0.52%	1.60%	2,235,000	2,926,500	
POW	11,450	1.78%	5.53%	30,111,700	28,847,700	- VHM: Thanh Hoa city will adjust the 1/500 planning of Vinhomes Star City project
PLX	53,400	-0.74%	2.10%	3,468,800	6,195,000	
VIC	111,000	-1.77%	-2.63%	3,609,800	4,474,100	- VNM: announces that it will advance the first dividend for 2021 in cash at the rate of 15%. With more than 2b shares, VNM is estimated to spend nearly VND3,135b.
VHM	116,000	-0.85%	4.98%	13,291,200	12,541,000	
VRE	28,000	-1.23%	0.36%	8,664,700	9,720,800	- SSI today recorded negative transactions of foreign investors when being sold the most with the value of 327 billion dong.
VNM	90,900	1.68%	4.36%	8,001,000	9,963,400	
MSN	136,600	-1.37%	0.44%	2,085,700	1,681,800	
SAB	154,200	0.06%	-1.97%	396,000	352,000	
BVH	118,700	0.00%	2.15%	705,600	793,400	
VJC	118,700	0.00%	2.15%	705,600	793,400	
FPT	96,100	-1.74%	0.52%	7,004,200	7,836,300	
MWG	175,000	0.63%	2.94%	2,630,000	3,215,100	
PNJ	95,400	-0.42%	-1.14%	576,500	847,300	
GVR	34,100	-2.57%	1.94%	9,689,800	11,476,200	
SSI	57,700	-2.86%	1.58%	24,782,800	31,923,400	
HPG	48,950	-0.91%	3.05%	32,814,400	44,535,000	

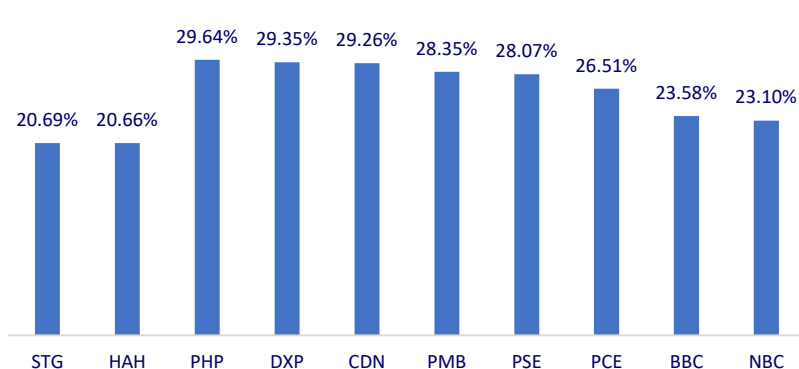
Top most traded tickers (Volume - in million)



Foreign net flow 10 nearest sessions (Billion VND)



Top increases in 3 consecutive sessions



Top decreases in 3 consecutive sessions

