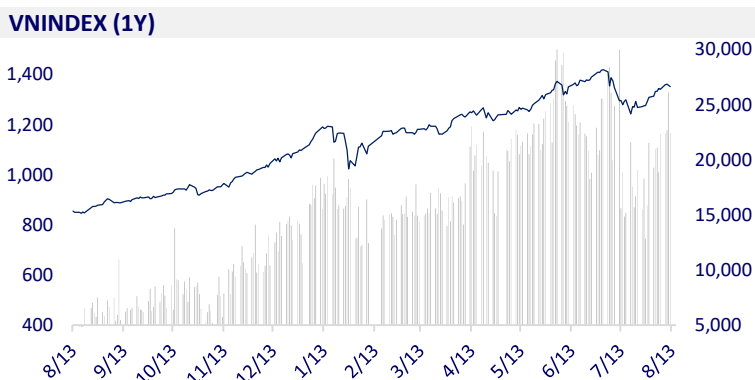
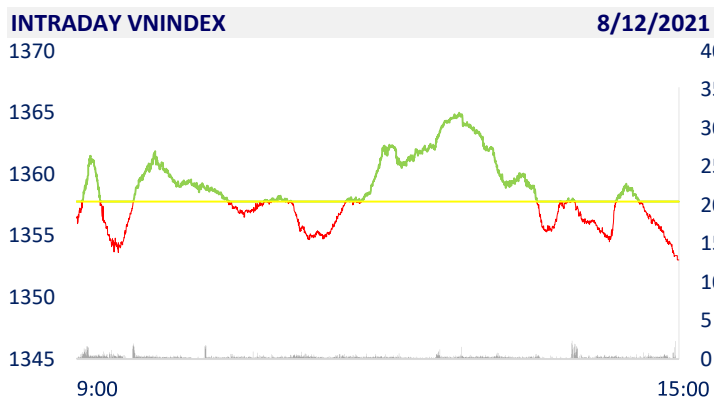
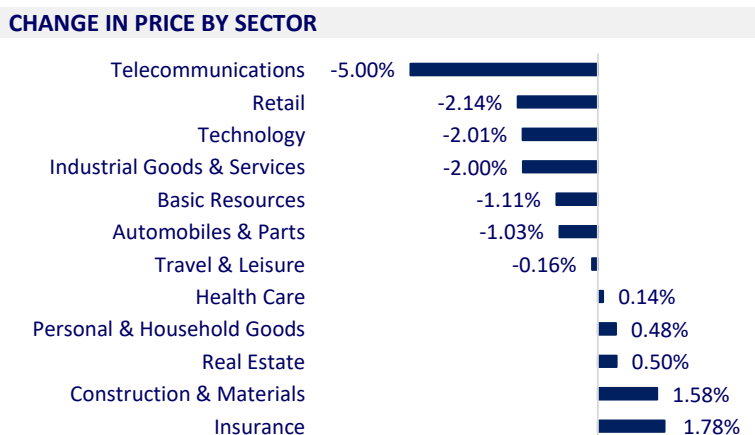


VIETNAM STOCK MARKET		1D	YTD
VN-INDEX	1,353.05	-0.35%	23.06%
VN30	1,477.06	-0.73%	39.56%
HNX	334.33	-0.03%	69.62%
UPCOM	91.98	-0.03%	24.58%
Net Foreign buy (B)	-169.54		
Total trading value (B)	27,592.56	-12.77%	60.86%

- Session 12/8: Foreign investors net sold nearly 169 billion dong, VN-Index fell for the second consecutive session, focusing on selling VNM and VRE with a value of about 55 billion dong.



ETF & DERIVATIVES		1D	YTD
E1VFN30	24,830	-1.08%	32.07%
FUEMAV30	17,540	-0.34%	39.98%
FUESSV30	18,820	5.67%	41.50%
FUESSV50	21,890	-0.05%	38.54%
FUESSVFL	21,500	-2.18%	57.51%
FUEVFN30	25,900	0.00%	50.58%
FUEVN100	18,540	-1.38%	32.90%
VN30F2203	1,471.10	-0.94%	
VN30F2112	1,476.50	-0.62%	
VN30F2109	1,476.00	-0.61%	
VN30F2108	1,477.10	-0.60%	



GLOBAL MARKET		1D	YTD
Nikkei	28,015.02	-0.53%	2.08%
Shanghai	3,524.74	-0.22%	3.23%
Kospi	3,208.38	-0.38%	11.66%
Hang Seng	26,517.82	-0.23%	-2.32%
STI (Singapore)	3,182.80	0.09%	10.93%
SET (Thái Lan)	1,532.71	0.00%	5.75%
Crude oil (\$/barrel)	69.08	2.05%	43.02%
Gold (\$/ounce)	1,752.40	0.89%	-7.95%

- WHO warned about the number of Covid-19 cases, Asian stocks mostly fell. In Japan, the Nikkei 225 gained 0.53%. The Chinese market fell with Shanghai Composite down 0.22%, Shenzhen Component down 0.79%. Hong Kong's Hang Seng fell 0.23%. South Korea's Kospi index fell 0.38%.

VIETNAM ECONOMY		1D (bps)	YTD (bps)
Vnibor	0.83%	-4	70
Deposit interest 12M	5.60%	0	-20
5 year-Gov. Bond	1.03%	-21	-19
10 year-Gov. Bond	1.96%	-3	-7
USD/VND	22,905	0	-1.18%
EUR/VND	27,385	0	-5.90%
CNY/VND	3,591	0	0.50%

- According to the announcement from the SBV, from August 11, 2021, the buying price in USD on the SBV's Exchange and the exercise price for the spot USD contract (stop buying foreign currency forward) is 22,750VND, down 255VND compared to the previous (23,975VND). Before that, at the beginning of June 2021, the SBV also adjusted the purchase price of foreign currency to 22,975VND (down 50VND compared to the previous session).

**EVENT CALENDER**

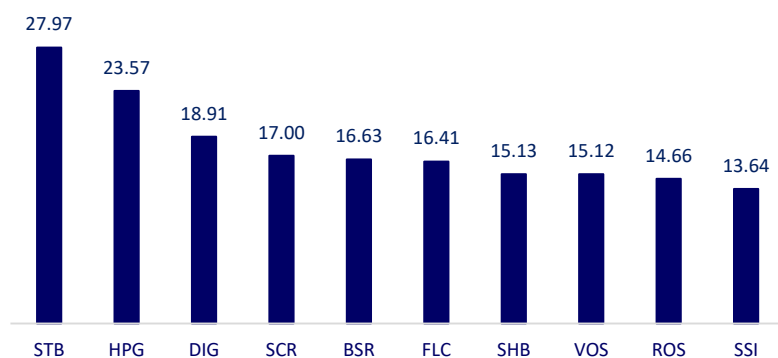
Ticker	Ex-right Date	Last register Date	Exercise Date	Type	Rate	Value
PAC	8/12/2021	8/13/2021	8/27/2021	Cash		500
PSW	8/13/2021	8/16/2021	9/6/2021	Cash		400
HAD	8/13/2021	8/16/2021	9/1/2021	Cash		500
GMD	8/13/2021	8/16/2021	9/16/2021	Cash		1,200
FPT	8/16/2021	8/17/2021	9/1/2021	Cash		1,000
VIC	8/16/2021	8/17/2021		Stock	12.5%	
VE2	8/19/2021	8/20/2021	9/20/2021	Cash		700
VFG	8/19/2021	8/20/2021	8/31/2021	Cash		1,000

## SELECTED NEWS

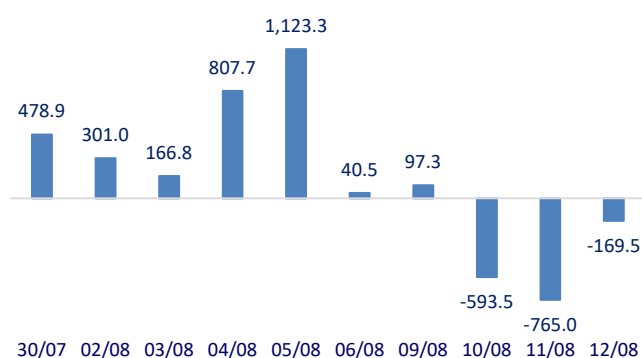
- The State Bank's new move on exchange rate after reaching a joint statement with the US Department of Finance
- Deputy Governor Dao Minh Tu: The operating interest rate has not been reduced at this time
- Plastic enterprises "beg for help" from the Government
- Covid-19 affects the global current account balance
- China hinted that it will tighten control of industries for many years to come
- US CPI increased by 5.4% in July

	Close	1D	5D	Buying vol.	Selling vol.	Content
VCB	99,900	-0.60%	0.50%	1,606,600	1,791,800	- As of the end of June 2021, 10 banks with the largest customer loan balances are BIDV, Agribank, VietinBank, Vietcombank, Sacombank, SCB, ACB, SHB, MBB and Techcombank. As of June 30, 2021, BIDV is the bank with the largest loan scale with nearly VND 1.3 million billion, up 6.8%. According to Agribank's separate financial statements, the bank's loan balance is more than 1.23 million billion dong, up 1.6%. Two banks, VietinBank and Vietcombank, recorded nearly VND 1.08 million billion and VND 921,948 billion, respectively, up 6% and 9.8%.
BID	42,800	-0.70%	-0.35%	2,605,200	3,190,400	
CTG	34,400	0.29%	0.58%	21,515,000	25,824,000	
TCB	52,000	-0.57%	-0.95%	19,833,600	24,765,100	
VPB	61,900	1.14%	0.16%	23,607,800	16,272,000	
MBB	29,500	-0.67%	-1.67%	18,777,000	23,632,600	
HDB	35,050	-1.13%	-1.27%	3,636,400	4,819,700	
TPB	36,400	-1.62%	1.39%	4,813,200	6,055,100	
STB	29,600	-2.63%	-4.67%	42,434,300	53,784,600	
ACB	35,300	-1.94%	-1.94%	19,645,100	24,221,200	
NVL	103,600	158.68%	152.68%	8,869,900	7,465,500	- According to the Ministry of Construction, the residential land area for construction of social housing is determined to be equal to 20% of the total residential land area.
KDH	92,500	130.96%	125.61%	8,869,900	7,465,500	
PDR	92,500	-0.43%	-1.39%	3,391,400	3,522,800	- PLX: Petrolimex reduces petrol price by 500 dong/liter in 23 provinces and cities that are social distancing
GAS	94,500	-1.05%	0.75%	1,172,400	1,221,400	
POW	11,350	-0.87%	5.09%	15,023,400	19,613,100	- VHM: Vinhomes offers a maximum of 4,370 billion dong to the public and a private sale of 2,160 billion dong of bonds.
PLX	53,000	-0.75%	1.15%	2,999,200	3,853,500	
VIC	111,100	0.09%	-2.54%	3,515,800	3,216,100	- VNM: SCIC registered to sell all 900,000 VNM shares to restructure the investment portfolio. The implementation period is from August 16, 2021 to September 14, 2021
VHM	117,000	0.86%	4.74%	11,013,400	8,835,000	
VRE	28,000	0.00%	0.18%	8,982,700	8,760,000	- PNJ: Q2.2021 net profit of VN30 group increased by 46% over the same period. In which, PNJ has the most impressive increase of up to 606% with 223.7 billion dong. In the second quarter of 2020, due to the influence of the Covid-19 epidemic, most of the stores closed in April to implement social isolation, PNJ's profit was only 35 billion dong, down 81% compared to the same period last year. period and to the bottom within 5 years.
VNM	90,500	-0.44%	4.50%	8,729,000	7,511,500	
MSN	134,000	-1.90%	-0.74%	2,965,200	2,781,400	- PNJ: Q2.2021 net profit of VN30 group increased by 46% over the same period. In which, PNJ has the most impressive increase of up to 606% with 223.7 billion dong. In the second quarter of 2020, due to the influence of the Covid-19 epidemic, most of the stores closed in April to implement social isolation, PNJ's profit was only 35 billion dong, down 81% compared to the same period last year. period and to the bottom within 5 years.
SAB	153,100	-0.71%	-1.67%	687,600	431,700	
BVH	118,700	0.00%	1.89%	663,800	663,500	- PNJ: Q2.2021 net profit of VN30 group increased by 46% over the same period. In which, PNJ has the most impressive increase of up to 606% with 223.7 billion dong. In the second quarter of 2020, due to the influence of the Covid-19 epidemic, most of the stores closed in April to implement social isolation, PNJ's profit was only 35 billion dong, down 81% compared to the same period last year. period and to the bottom within 5 years.
VJC	118,700	0.00%	1.89%	663,800	663,500	
FPT	93,800	-2.39%	-2.90%	13,441,800	13,522,200	- PNJ: Q2.2021 net profit of VN30 group increased by 46% over the same period. In which, PNJ has the most impressive increase of up to 606% with 223.7 billion dong. In the second quarter of 2020, due to the influence of the Covid-19 epidemic, most of the stores closed in April to implement social isolation, PNJ's profit was only 35 billion dong, down 81% compared to the same period last year. period and to the bottom within 5 years.
MWG	170,000	-2.86%	-1.73%	1,593,800	2,161,200	
PNJ	94,500	-0.94%	-1.36%	698,900	1,121,400	- PNJ: Q2.2021 net profit of VN30 group increased by 46% over the same period. In which, PNJ has the most impressive increase of up to 606% with 223.7 billion dong. In the second quarter of 2020, due to the influence of the Covid-19 epidemic, most of the stores closed in April to implement social isolation, PNJ's profit was only 35 billion dong, down 81% compared to the same period last year. period and to the bottom within 5 years.
GVR	34,300	0.59%	-1.58%	10,623,300	11,765,400	
SSI	57,700	0.00%	0.35%	26,064,400	23,651,500	- PNJ: Q2.2021 net profit of VN30 group increased by 46% over the same period. In which, PNJ has the most impressive increase of up to 606% with 223.7 billion dong. In the second quarter of 2020, due to the influence of the Covid-19 epidemic, most of the stores closed in April to implement social isolation, PNJ's profit was only 35 billion dong, down 81% compared to the same period last year. period and to the bottom within 5 years.
HPG	48,400	-1.12%	-0.82%	36,452,200	36,764,900	

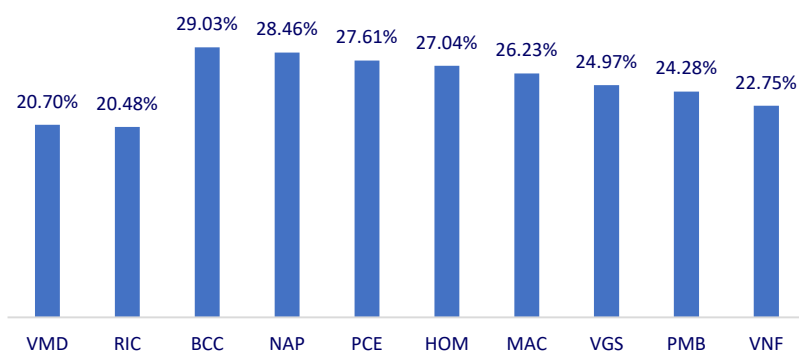
Top most traded tickers (Volume - in million)



Foreign net flow 10 nearest sessions (Billion VND)



Top increases in 3 consecutive sessions



Top decreases in 3 consecutive sessions

