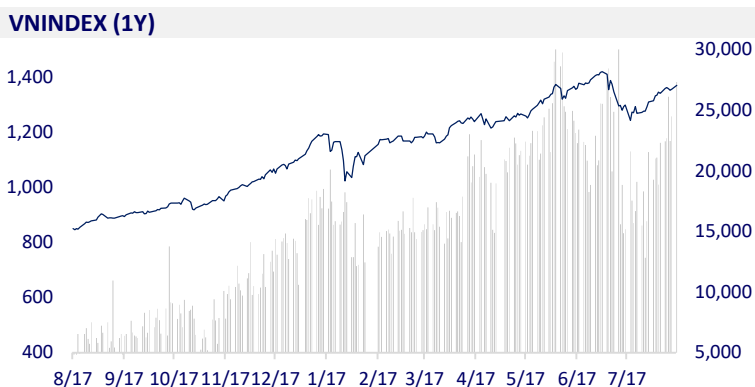
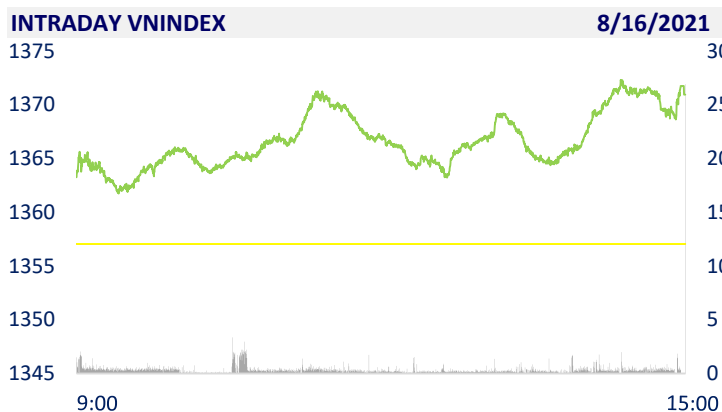
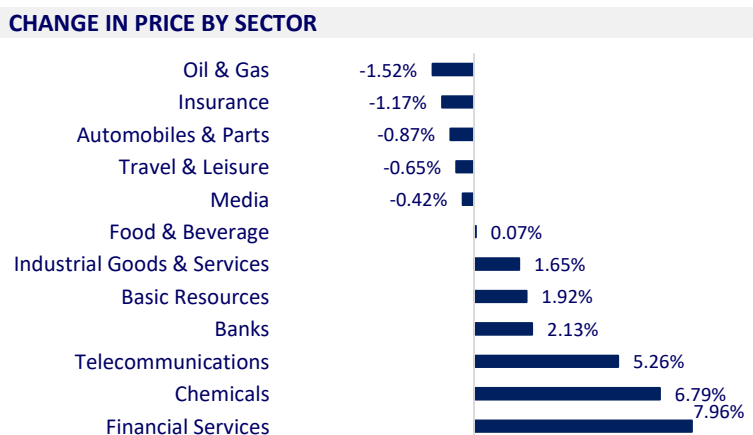


VIETNAM STOCK MARKET		1D	YTD
VN-INDEX	1,370.96	1.03%	24.69%
VN30	1,500.77	1.11%	41.80%
HNX	343.53	1.95%	74.29%
UPCOM	94.04	2.03%	27.37%
Net Foreign buy (B)	-997.36		
Total trading value (B)	34,211.48	11.73%	99.45%

- Contrary to the excitement of the market, foreign investors maintained the 5th consecutive net selling session with a value of more than 997 billion dong on all 3 exchanges. Pressure to "discharge" concentrated goods of blue-chips such as VHM, VIC, HPG, SSI...



ETF & DERIVATIVES		1D	YTD
E1VFN30	25,300	1.93%	34.57%
FUEMAV30	17,770	2.13%	41.82%
FUESSV30	19,580	9.94%	47.22%
FUESSV50	21,900	1.86%	38.61%
FUESSVFL	21,550	-0.14%	57.88%
FUEVFN30	26,200	1.71%	52.33%
FUEVN100	18,750	2.40%	34.41%
VN30F2203	1,480.00	0.04%	
VN30F2112	1,499.00	1.28%	
VN30F2109	1,498.00	1.15%	
VN30F2108	1,503.00	1.21%	



GLOBAL MARKET		1D	YTD
Nikkei	27,523.19	-0.23%	0.29%
Shanghai	3,517.34	0.03%	3.01%
Kospi	3,171.29	0.00%	10.36%
Hang Seng	26,181.46	-0.37%	-3.56%
STI (Singapore)	3,145.52	-0.63%	9.63%
SET (Thái Lan)	1,531.24	0.19%	5.65%
Crude oil (\$/barrel)	67.30	0.10%	39.34%
Gold (\$/ounce)	1,777.25	-0.29%	-6.64%

- Chinese economic data disappoint, Asian stocks mixed. In Japan, Nikkei fell 0.23%. The Chinese market was mixed with Shanghai Composite up 0.03% and Shenzhen Component down 0.712%. Hong Kong's Hang Seng fell 0.37%. The Korean market is on holiday.

VIETNAM ECONOMY		1D (bps)	YTD (bps)
Vnibor	0.77%	-2	64
Deposit interest 12M	5.60%	0	-20
5 year-Gov. Bond	1.00%	-16	-22
10 year-Gov. Bond	1.92%	5	-11
USD/VND	22,930	0	-1.07%
EUR/VND	27,519	0	-5.44%
CNY/VND	3,596	0	0.64%

- According to new data updated by the State Bank, by the end of June 2021, total customer deposits at credit institutions have reached more than 10.4 million billion VND, up 3.84% compared to the previous year. In which, deposits of economic organizations increased sharply to over 5.11 million billion dong, nearly equal to the deposit of the population (more than 5.29 million billion dong).

EVENT CALENDER

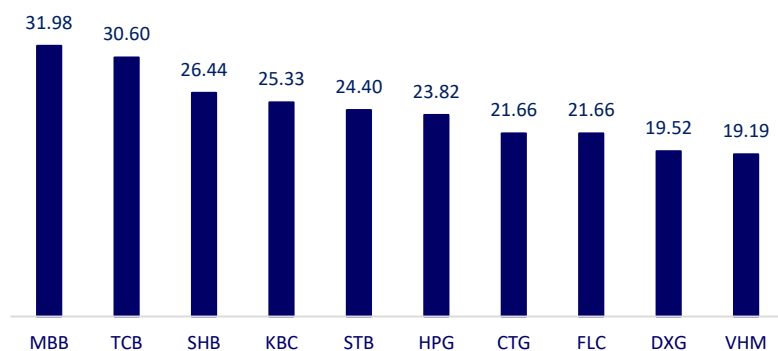
Ticker	Ex-right Date	Last register Date	Exercise Date	Type	Rate	Value
FPT	8/16/2021	8/17/2021	9/1/2021	Cash		1,000
VIC	8/16/2021	8/17/2021		Stock	12.5%	
VE2	8/19/2021	8/20/2021	9/20/2021	Cash		700
VFG	8/19/2021	8/20/2021	8/31/2021	Cash		1,000
HGM	8/19/2021	8/20/2021	9/20/2021	Cash		1,000
D2D	8/19/2021	8/20/2021	9/10/2021	Cash		1,500
PRE	8/19/2021	8/20/2021	9/14/2021	Cash		700
NBP	8/24/2021	8/25/2021	9/9/2021	Cash		1,500

SELECTED NEWS

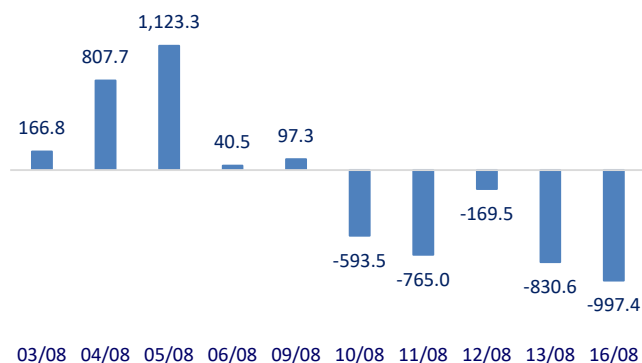
- The Ministry of Finance proposes to increase the debt ceiling by 30% compared to other localities for Da Nang
- Business is difficult, businesses put deposits in banks to earn interest
- Draft Resolution on tax exemption and reduction has been submitted to the National Assembly Standing Committee
- China's production and consumption decelerate more than expected
- World's third busiest container port partially closed for 6 consecutive days
- Malaysian Prime Minister and Cabinet resign

	Close	1D	5D	Buying vol.	Selling vol.	Content
VCB	100,600	1.00%	2.34%	3,069,000	2,906,600	- STB: As of June 30, 2021, STB's consolidated equity capital structure reached nearly VND 39,193 billion, of which Tier 1 capital reached VND 30,372 billion and Tier 2 capital reached VND 11,346 billion.
BID	43,300	1.76%	0.35%	6,189,500	5,646,100	
CTG	35,100	2.33%	1.59%	39,320,000	37,425,700	
TCB	54,000	3.45%	2.86%	48,975,100	46,003,500	
VPB	65,600	3.14%	7.54%	31,810,600	22,297,200	
MBB	31,000	4.73%	3.68%	55,239,200	49,989,200	
HDB	35,750	2.88%	0.70%	6,609,100	5,397,400	
TPB	37,100	1.92%	3.34%	12,040,600	11,354,500	
STB	30,300	2.02%	-1.30%	49,135,200	43,881,600	
ACB	35,700	0.99%	-2.19%	21,859,600	22,833,800	
NVL	103,800	148.33%	145.10%	5,256,900	6,318,500	- KDH: Q2.2021, Operating cash flow is -841b dong while HoH is +455 billion dong. This is due to a decrease in payables and an increase in paid corporate income tax.
KDH	91,700	119.38%	116.53%	5,256,900	6,318,500	
PDR	91,700	0.11%	-2.03%	3,859,100	3,734,900	- Domestic individual investors net bought back 5,625 billion dong in the week from 9-13 August on HoSE.PLX was the focus of net selling with the value of 238 billion dong.
GAS	94,200	1.29%	1.29%	2,028,100	1,718,000	
POW	11,450	1.33%	2.69%	19,589,900	24,932,300	- VIC: registered to sell 100.48m VHM shares (3% of charter capital). Trading time from August 19 to September 17 to increase operating capital and invest in subsidiaries.
PLX	52,100	-1.51%	-1.51%	2,484,000	2,656,600	
VIC	110,600	-0.27%	-2.21%	4,581,200	5,605,700	- VNM: PLATINUM VICTORY PTE. LTD. haven't bought any shares out of nearly 21 million registered shares. Trading time from July 14, 2021 to August 12, 2021
VHM	116,000	-3.33%	-1.19%	29,472,100	30,073,600	
VRE	28,500	1.79%	-0.35%	10,188,900	11,536,500	- MWG: reduce 2020 cash dividend to 5% to ensure business cash flow. Accordingly, with more than 475m shares, MWG will pay more than 237b dong to pay dividends to shareholders.
VNM	89,500	-0.44%	2.05%	6,178,500	5,685,400	
MSN	133,500	0.00%	-5.32%	1,680,400	1,752,300	- HPG: Mr. Tran Vu Minh, son of the Chairman, registered to buy 5m shares, increasing the holding amount to 69.8m units (1.56% of capital. The transaction was carried out by agreement method from August 18 to September 16.
SAB	151,600	-0.13%	-2.26%	342,900	270,600	
BVH	117,300	-0.59%	-1.84%	662,900	733,700	- HPG: Mr. Tran Vu Minh, son of the Chairman, registered to buy 5m shares, increasing the holding amount to 69.8m units (1.56% of capital. The transaction was carried out by agreement method from August 18 to September 16.
VJC	117,300	-0.59%	-1.84%	662,900	733,700	
FPT	94,600	0.64%	-1.94%	3,106,200	3,855,500	- HPG: Mr. Tran Vu Minh, son of the Chairman, registered to buy 5m shares, increasing the holding amount to 69.8m units (1.56% of capital. The transaction was carried out by agreement method from August 18 to September 16.
MWG	170,100	-0.53%	-2.13%	1,936,200	1,851,000	
PNJ	94,500	0.00%	-2.07%	771,900	827,300	- HPG: Mr. Tran Vu Minh, son of the Chairman, registered to buy 5m shares, increasing the holding amount to 69.8m units (1.56% of capital. The transaction was carried out by agreement method from August 18 to September 16.
GVR	37,200	6.90%	5.68%	20,809,400	13,162,500	
SSI	62,100	5.25%	4.72%	30,774,700	29,993,900	- HPG: Mr. Tran Vu Minh, son of the Chairman, registered to buy 5m shares, increasing the holding amount to 69.8m units (1.56% of capital. The transaction was carried out by agreement method from August 18 to September 16.
HPG	49,450	1.64%	-0.50%	33,430,600	40,192,900	

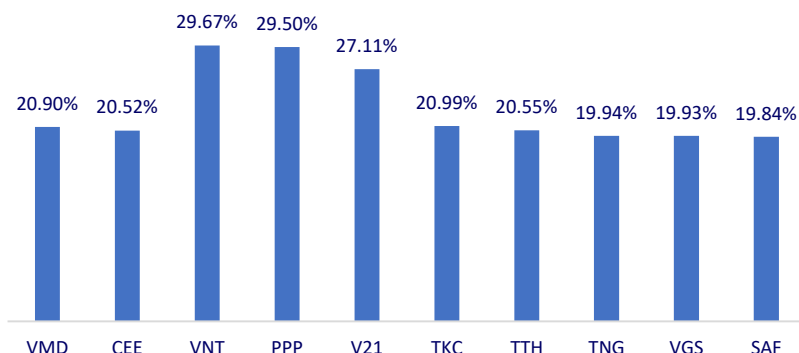
Top most traded tickers (Volume - in million)



Foreign net flow 10 nearest sessions (Billion VND)



Top increases in 3 consecutive sessions



Top decreases in 3 consecutive sessions

