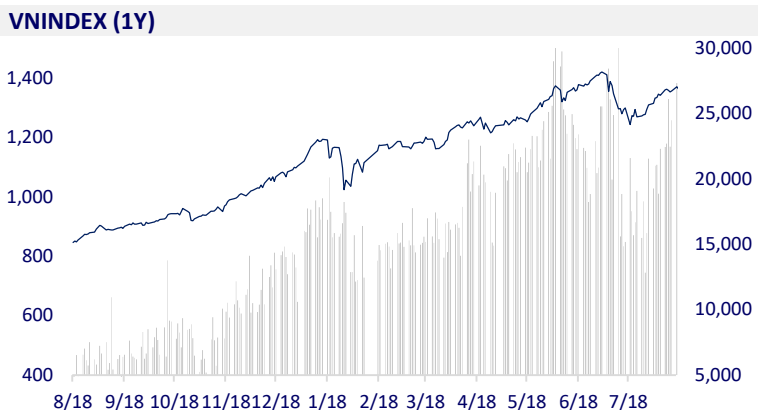
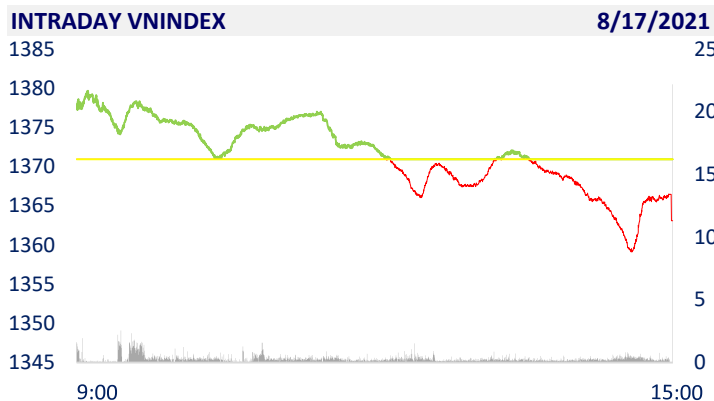
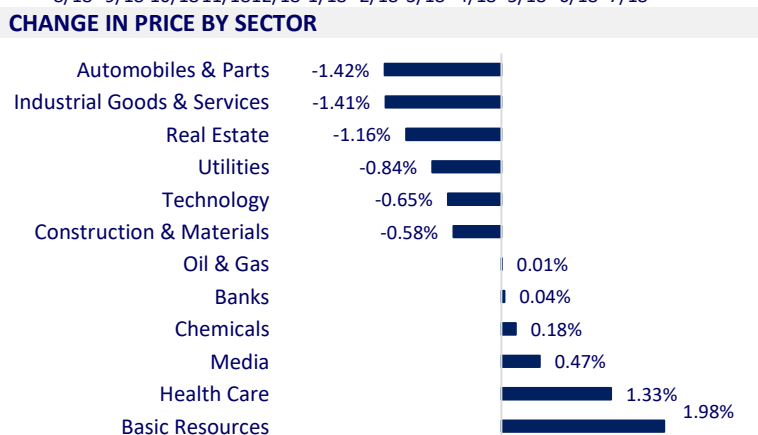


VIETNAM STOCK MARKET		1D	YTD
VN-INDEX	1,363.09	-0.57%	23.97%
VN30	1,494.12	-0.44%	41.17%
HNX	343.11	-0.12%	74.08%
UPCOM	84.20	-10.46%	14.05%
Net Foreign buy (B)	-1,440.43		
Total trading value (B)	32,195.74	-5.89%	87.70%

- Session 17/8: Foreign investors net sold 1,440 billion dong on the whole market. VHM today continued to be the center of the transaction being sold the most by foreign investors with a value of 510 billion dong. VHM today also recorded a not-so-positive movement as it dropped by 4.3% to 111,000 dong/share.



ETF & DERIVATIVES		1D	YTD
E1VFN30	25,260	-0.16%	34.36%
FUEMAV30	17,760	-0.06%	41.74%
FUESSV30	20,600	15.67%	54.89%
FUESSV50	21,990	0.41%	39.18%
FUESSVFL	21,990	2.04%	61.10%
FUEVFN30	26,030	-0.65%	51.34%
FUEVN100	18,950	1.07%	35.84%
VN30F2203	1,498.30	1.24%	
VN30F2112	1,490.20	-0.59%	
VN30F2109	1,492.10	-0.39%	
VN30F2108	1,493.00	-0.67%	



GLOBAL MARKET		1D	YTD
Nikkei	27,424.47	-0.64%	-0.07%
Shanghai	3,446.98	-2.00%	0.95%
Kospi	3,143.09	-0.58%	9.38%
Hang Seng	25,745.87	-1.66%	-5.16%
STI (Singapore)	3,118.51	-0.86%	8.69%
SET (Thái Lan)	1,544.22	0.85%	6.55%
Crude oil (\$/barrel)	66.69	-0.91%	38.07%
Gold (\$/ounce)	1,796.15	1.06%	-5.65%

- Asian stocks fell despite Wall Street hitting consecutive peaks. In Japan, the Nikkei 225 fell 0.64%. The Chinese market fell the most in the region with the Shanghai Composite losing 2% and the Shenzhen Component down 2.335%. Hong Kong's Hang Seng fell 1.66%. South Korea's Kospi index fell 0.58%.

VIETNAM ECONOMY		1D (bps)	YTD (bps)
Vnibor	0.75%	-2	62
Deposit interest 12M	5.60%	0	-20
5 year-Gov. Bond	0.98%	-2	-24
10 year-Gov. Bond	1.90%	-2	-13
USD/VND	22,925	0	-1.09%
EUR/VND	27,477	0	-5.59%
CNY/VND	3,593	0	0.56%

- Previously, the VND interest rate on the interbank market was stable above 1% in short terms; overnight VND interest rate (accounting for around 80% of daily trading volume) is stable around 1%/year. By the end of last week, according to the data of the State Bank, the overnight interest rate on August 13 had fallen to an average of only 0.77%/year; The average 1 and 2 week short term terms are also only 0.85% and 0.96%/year.

EVENT CALENDER

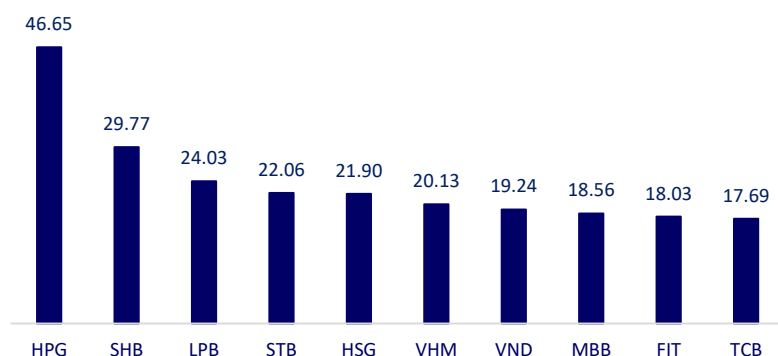
Ticker	Ex-right Date	Last register Date	Exercise Date	Type	Rate	Value
CKV	8/17/2021	8/18/2021	8/31/2021	Cash		1,000
VIC	8/17/2021	8/18/2021		Stock	12.5%	
VE2	8/19/2021	8/20/2021	9/20/2021	Cash		700
VFG	8/19/2021	8/20/2021	8/31/2021	Cash		1,000
HGM	8/19/2021	8/20/2021	9/20/2021	Cash		1,000
D2D	8/19/2021	8/20/2021	9/10/2021	Cash		1,500
PRE	8/19/2021	8/20/2021	9/14/2021	Cash		700
NBP	8/24/2021	8/25/2021	9/9/2021	Cash		1,500

SELECTED NEWS

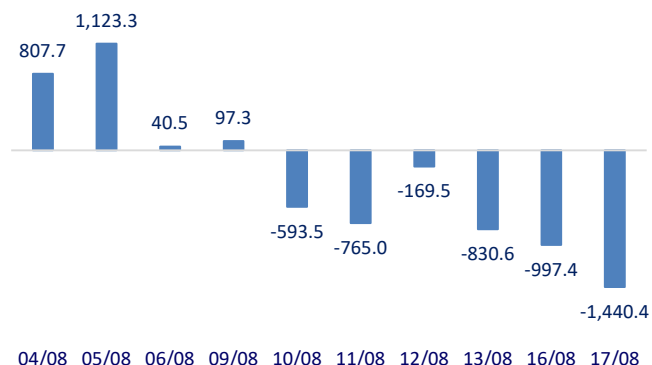
- Savings interest rate in August: The highest is only 7.4%/year, personal deposits grow at a record slow
- Interbank interest rates fell continuously
- Consider reducing electricity prices for industries with export turnover of more than 1 billion USD
- China: Willing to work with the US to settle Afghanistan peacefully, but Mr. Biden has to give in
- Ports in the US are seriously congested: There is no mooring place for loading and unloading, long queues waiting for ships
- Thailand needs nearly 30 billion USD more to support the economy to overcome the pandemi

	Close	1D	5D	Buying vol.	Selling vol.	Content
VCB	101,000	0.40%	2.02%	2,766,000	3,555,100	- VPB: Has issued 15,000,000 treasury shares for employees under the selection program in 2021. Accordingly, the number of treasury shares decreased to 60,219,600 shares.
BID	42,950	-0.81%	-0.81%	2,680,100	3,981,400	
CTG	34,600	-1.42%	-0.14%	20,925,500	27,765,300	
TCB	53,300	-1.30%	1.91%	25,450,900	32,244,000	
VPB	65,100	-0.76%	7.60%	17,264,700	19,094,300	
MBB	31,200	0.65%	5.23%	33,725,000	41,979,600	
HDB	35,750	0.00%	0.56%	3,796,400	7,062,400	
TPB	37,350	0.67%	3.75%	7,736,700	9,520,800	
STB	30,150	-0.50%	-1.47%	39,049,200	48,459,000	
ACB	35,600	-0.28%	-2.47%	14,870,100	20,898,300	
NVL	103,200	147.48%	146.30%	3,681,800	4,335,400	- PDR: Has issued 2,000 individual bonds with a term of 2 years and an interest rate of 13%/year, paying interest every 3 months, with a total par value of VND 200 billion.
KDH	91,200	118.71%	117.66%	3,681,800	4,335,400	
PDR	91,200	-0.55%	-1.83%	3,431,000	3,359,700	- Oil and gas industry continued its long-lasting recovery from 2020. Profit in Q2.2021 increased more than 5 times QoQ, many enterprises PLX, OIL, BSR reported strong profits.
GAS	92,400	-1.91%	-3.75%	1,740,900	1,867,500	
POW	11,350	-0.87%	0.89%	13,889,300	21,751,500	- VHM: will pay 30% stock dividend from September- October. VHM increased payment cash and share amount to pay dividends due to the sale of treasury shares.
PLX	51,600	-0.96%	-4.09%	2,781,100	2,731,300	
VIC	98,900	0.60%	-1.54%	7,897,700	7,797,000	- MSN: Korea Investment PE Fund is expected to invest 200 million USD, becoming the next Korean investor to pour capital into Masan Group after SK Group, IMM Corp and NPS.
VHM	111,000	-4.31%	-5.13%	31,779,900	28,565,200	
VRE	28,050	-1.58%	-1.06%	7,144,300	8,294,600	- FPT: reported profit before tax in the first 7 months of the year, increasing by nearly 20% compared to the same period in 2020. In July 2021, FPT's revenue is estimated at 2,774 billion VND, up 18.2% and profit before tax is 492 billion VND, up 13.4% over the same period last year. Profit after tax for shareholders of parent company and EPS reached VND 2,233 billion and VND 2,467 respectively, up 16.2% and 15.7%, equivalent to 102% of the plan.
VNM	89,300	-0.22%	-0.11%	4,679,000	4,581,300	
MSN	132,500	-0.75%	-4.33%	1,300,200	1,235,700	- FPT: reported profit before tax in the first 7 months of the year, increasing by nearly 20% compared to the same period in 2020. In July 2021, FPT's revenue is estimated at 2,774 billion VND, up 18.2% and profit before tax is 492 billion VND, up 13.4% over the same period last year. Profit after tax for shareholders of parent company and EPS reached VND 2,233 billion and VND 2,467 respectively, up 16.2% and 15.7%, equivalent to 102% of the plan.
SAB	145,500	-4.02%	-5.58%	1,044,400	1,036,500	
BVH	117,300	0.00%	-1.18%	672,500	635,900	- FPT: reported profit before tax in the first 7 months of the year, increasing by nearly 20% compared to the same period in 2020. In July 2021, FPT's revenue is estimated at 2,774 billion VND, up 18.2% and profit before tax is 492 billion VND, up 13.4% over the same period last year. Profit after tax for shareholders of parent company and EPS reached VND 2,233 billion and VND 2,467 respectively, up 16.2% and 15.7%, equivalent to 102% of the plan.
VJC	117,300	0.00%	-1.18%	672,500	635,900	
FPT	93,800	-0.85%	-3.07%	4,691,100	4,778,700	- FPT: reported profit before tax in the first 7 months of the year, increasing by nearly 20% compared to the same period in 2020. In July 2021, FPT's revenue is estimated at 2,774 billion VND, up 18.2% and profit before tax is 492 billion VND, up 13.4% over the same period last year. Profit after tax for shareholders of parent company and EPS reached VND 2,233 billion and VND 2,467 respectively, up 16.2% and 15.7%, equivalent to 102% of the plan.
MWG	169,900	-0.12%	-2.30%	1,637,600	1,794,400	
PNJ	95,500	1.06%	-0.31%	612,100	688,700	- FPT: reported profit before tax in the first 7 months of the year, increasing by nearly 20% compared to the same period in 2020. In July 2021, FPT's revenue is estimated at 2,774 billion VND, up 18.2% and profit before tax is 492 billion VND, up 13.4% over the same period last year. Profit after tax for shareholders of parent company and EPS reached VND 2,233 billion and VND 2,467 respectively, up 16.2% and 15.7%, equivalent to 102% of the plan.
GVR	37,500	0.81%	7.14%	11,213,200	15,975,900	
SSI	61,300	-1.29%	3.20%	22,112,000	22,990,400	- FPT: reported profit before tax in the first 7 months of the year, increasing by nearly 20% compared to the same period in 2020. In July 2021, FPT's revenue is estimated at 2,774 billion VND, up 18.2% and profit before tax is 492 billion VND, up 13.4% over the same period last year. Profit after tax for shareholders of parent company and EPS reached VND 2,233 billion and VND 2,467 respectively, up 16.2% and 15.7%, equivalent to 102% of the plan.
HPG	50,400	1.92%	2.02%	73,601,100	82,981,000	

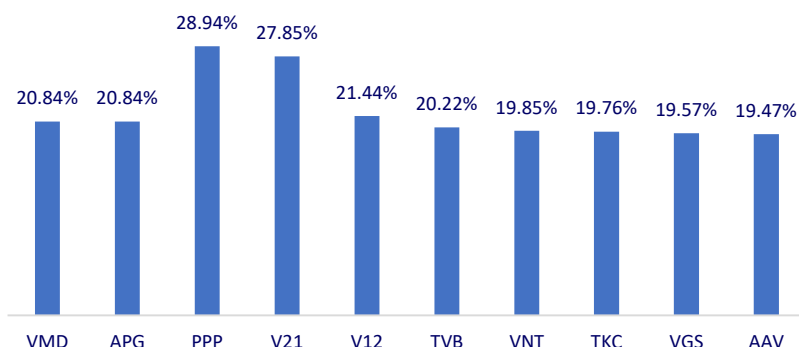
Top most traded tickers (Volume - in million)



Foreign net flow 10 nearest sessions (Billion VND)



Top increases in 3 consecutive sessions



Top decreases in 3 consecutive sessions

