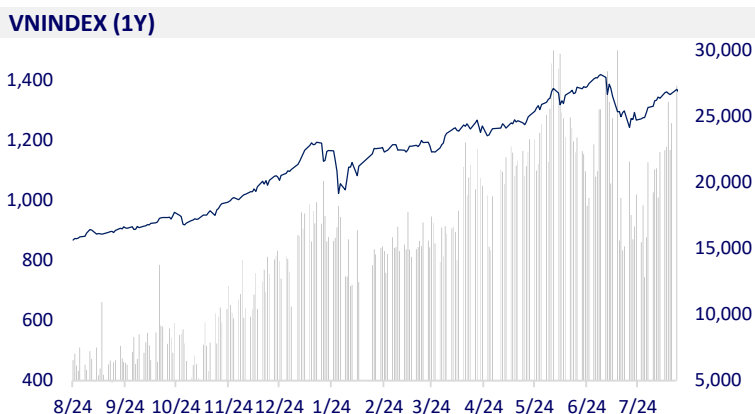
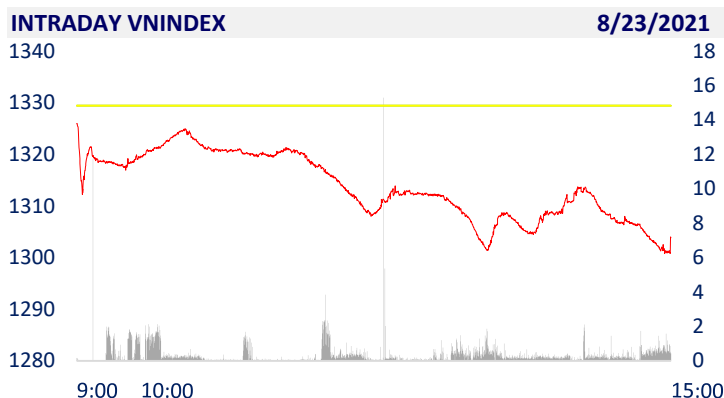
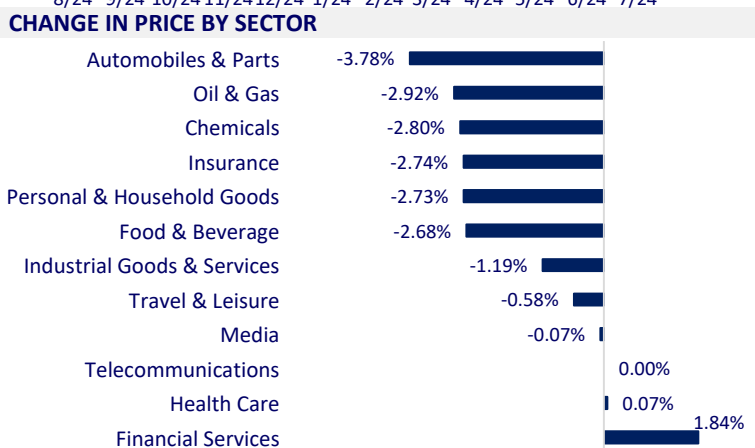


VIETNAM STOCK MARKET		1D	YTD
VN-INDEX	1,298.86	-2.30%	18.13%
VN30	1,412.00	-2.65%	33.41%
HNX	334.84	-1.21%	69.88%
UPCOM	91.46	-1.09%	23.88%
Net Foreign buy (B)	-360.91		
Total trading value (B)	31,915.10	-34.19%	86.06%

- Foreign investors were net sellers for the 10th consecutive session on HoSE, but the value decreased by 51% compared to the previous session. Internal ETF certificates FUEVFVND were sold the most with 227b dong. HPG and MSN were net sold 85b dong and 77b dong respectively. Meanwhile, VHM was bought the most with 75b dong, SSI was also bought 68b dong



ETF & DERIVATIVES		1D	YTD
E1VFN30	23,700	-1.66%	26.06%
FUEMAV30	16,700	-2.91%	33.28%
FUESSV30	19,970	12.13%	50.15%
FUESSV50	21,100	0.00%	33.54%
FUESSVFL	20,490	-2.20%	50.11%
FUEVFVND	25,000	-0.83%	45.35%
FUEVN100	17,930	-1.32%	28.53%



VN30F2203	1,442.90	0.00%	
VN30F2203	1,442.90	0.00%	
VN30F2112	1,445.00	0.00%	
VN30F2112	1,445.00	0.00%	

GLOBAL MARKET		1D	YTD
Nikkei	27,494.24	0.44%	0.18%
Shanghai	3,477.13	1.45%	1.84%
Kospi	3,090.21	0.97%	7.54%
Hang Seng	25,109.59	0.02%	-7.51%
STI (Singapore)	3,087.56	-0.49%	7.61%
SET (Thái Lan)	1,582.07	1.86%	9.16%
Crude oil (\$/barrel)	63.95	2.12%	32.40%
Gold (\$/ounce)	1,792.70	0.72%	-5.83%

- Asian stocks mostly rallied. In Japan, the Nikkei 225 gained 0.44%. The Chinese market rose with Shanghai Composite up 1.45%, Shenzhen Component up 1.981%. Hong Kong's Hang Seng was up 0.02% with shares of Chinese tech giant Tencent up nearly 2% and Hong Kong Exchange & Clearing up 5.66%. South Korea's Kospi index rose 0.97%.

VIETNAM ECONOMY		1D (bps)	YTD (bps)
Vnibor	0.66%	-3	53
Deposit interest 12M	5.60%	0	-20
5 year-Gov. Bond	1.01%	-20	-21
10 year-Gov. Bond	2.00%	5	-3
USD/VND	22,925	0	-1.09%
EUR/VND	27,366	0	-5.97%
CNY/VND	3,589	0	0.45%

- IFC - a member of the World Bank announced that nearly 2,000 import-export businesses in Vietnam have been supported by IFC's trade finance program in 2021 - a program to help businesses overcome the COVID-19 period. 19 and maintain jobs for workers. With IFC's support, banks have issued 974 guarantees totaling US\$686 million to support nearly 2,000 exporters and importers.

**EVENT CALENDER**

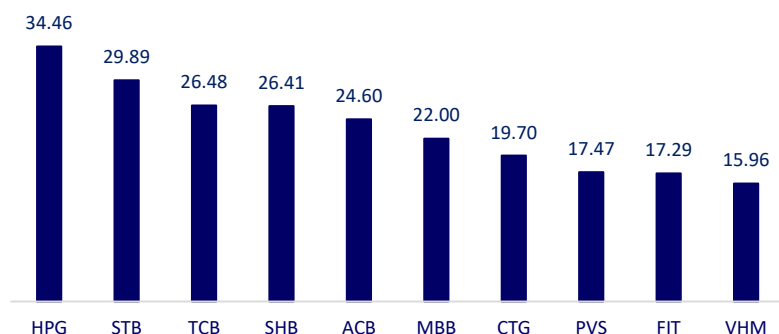
Ticker	Ex-right Date	Last register Date	Exercise Date	Type	Rate	Value
GEG	8/23/2021	8/24/2021		Stock	4%	
GEG	8/23/2021	8/24/2021	9/24/2021	Cash		400
NKG	8/23/2021	8/24/2021		Stock	20%	
LHG	8/23/2021	8/24/2021	9/22/2021	Cash		1,900
NBP	8/24/2021	8/25/2021	9/9/2021	Cash		1,500
PHP	8/25/2021	8/26/2021	9/24/2021	Cash		600
BMI	8/25/2021	8/26/2021		Stock	20%	
SHE	8/26/2021	8/27/2021		Stock	20%	

## SELECTED NEWS

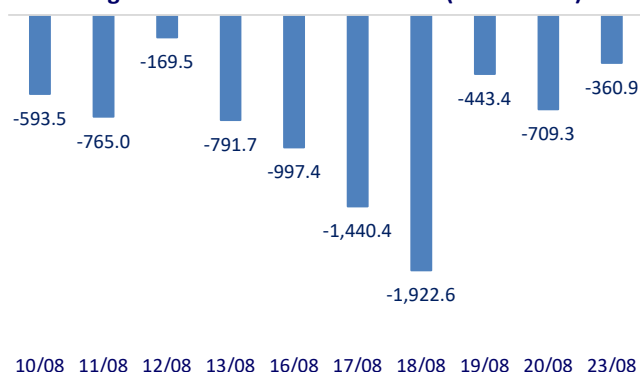
- Deputy Prime Minister directs to remove credit difficulties for North-South Expressway PPP projects
- Continue to loosen and structure loans for businesses
- IFC provides capital to 6 banks, supporting nearly 2,000 Vietnamese import and export enterprises in fiscal year 2021
- The global chip industry is storing raw materials and finished products at a record high level
- New Zealand extends the blockade
- South Korea - the 'bright spot' of realizing dual goals during the Covid-19 pandemic

	Close	1D	5D	Buying vol.	Selling vol.	Content
VCB	97,300	-2.80%	-3.28%	3,121,500	3,271,300	- Statistics from the consolidated FS in Q2.2021 of 29 domestic banks, the total income from foreign exchange business of 29 banks reached VND7,334b, up 10% QoQ and accounting for 2.8% of total operating income. VCB continued to leader in terms of income from forex trading with VND2,029b in net profit in the first 6 months, accounting for 7.1% of the bank's total operating income (up 5% yoy). Following is CTG, BID with 856b dong and 784b dong profit from foreign exchange business, down 17% and 4% respectively over the same period.
BID	39,300	-2.96%	-9.24%	4,023,000	4,549,700	
CTG	32,700	0.00%	-6.84%	30,030,400	36,386,500	
TCB	48,750	-3.47%	-9.72%	41,361,100	43,442,700	
VPB	60,600	-3.04%	-7.62%	14,922,700	15,016,300	
MBB	28,600	-4.35%	-7.74%	34,113,200	39,433,500	
HDB	33,600	-2.61%	-6.01%	4,239,300	5,726,000	
TPB	33,800	-3.43%	-8.89%	7,334,000	8,912,500	
STB	27,000	-4.59%	-10.89%	46,852,300	49,336,400	
ACB	32,000	-4.76%	-10.36%	24,669,500	26,895,400	
NVL	104,900	1.16%	1.06%	5,085,700	5,972,800	- KDH: has just approved the sale of more than 19.8 million treasury shares, equivalent to 3.19% of the company's total shares to supplement working capital.
KDH	38,000	-3.55%	-8.87%	6,285,200	7,156,200	
PDR	82,200	-3.41%	-10.36%	4,330,900	4,668,900	- Gas price today (August 23) increased 0.52% to 3.88 USD/mmBTU for natural gas contract delivered in September 2021 at 10:50 am (Vietnam time).
GAS	85,800	-1.94%	-8.92%	2,064,900	1,796,800	
POW	10,550	-3.21%	-7.86%	17,354,600	18,331,300	- VHM: will pay more than 5,000 billion dong of cash dividend (15%) and more than 1 million share dividend (30%).
PLX	48,500	-2.22%	-6.91%	3,646,800	2,719,600	
VIC	96,200	-1.54%	-2.15%	3,135,000	4,410,900	- VNM: F&N DAIRY INVESTMENTS PTE.LTD continues to register to buy nearly 21 million VNM shares. Expected transaction time from 25/08/2021 to 17/09/2021
VHM	107,200	-0.83%	-7.59%	20,512,300	22,783,900	
VRE	26,050	-3.70%	-8.60%	8,248,000	8,548,400	- PNJ: announced July net sales of 489 billion dong, down 62.6% y/y. Gross profit margin improved from 17.7% in the same period last year to 19.6%, total operating expenses decreased by 16.9%. Therefore, the business lost 32 billion dong after tax. The last month PNJ suffered a loss was in April 2020 with VND 102 billion, the peak of the epidemic in 2020 many stores were temporarily closed due to anti-epidemic requirements.
VNM	86,000	-2.05%	-3.91%	6,833,700	6,494,100	
MSN	127,000	-5.08%	-4.87%	2,379,800	2,614,500	
SAB	140,000	-2.10%	-7.65%	376,000	484,600	
BVH	120,300	0.42%	2.56%	1,803,200	1,873,400	
VJC	120,300	0.42%	2.56%	1,803,200	1,873,400	
FPT	91,000	-1.94%	-3.81%	5,433,400	5,916,900	
MWG	158,100	-3.60%	-7.05%	2,302,900	2,650,900	
PNJ	88,500	-3.28%	-6.35%	1,449,900	1,375,800	
GVR	34,200	-5.91%	-8.06%	11,911,400	13,567,200	
SSI	63,400	1.44%	2.09%	29,310,400	25,769,800	
HPG	47,500	-3.06%	-3.94%	53,238,900	56,543,600	

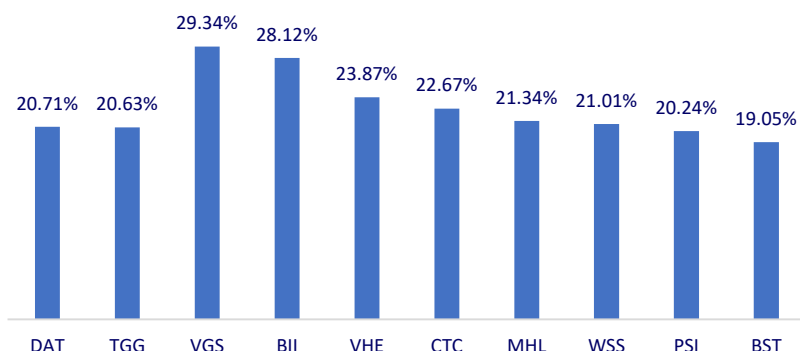
Top most traded tickers (Volume - in million)



Foreign net flow 10 nearest sessions (Billion VND)



Top increases in 3 consecutive sessions



Top decreases in 3 consecutive sessions

