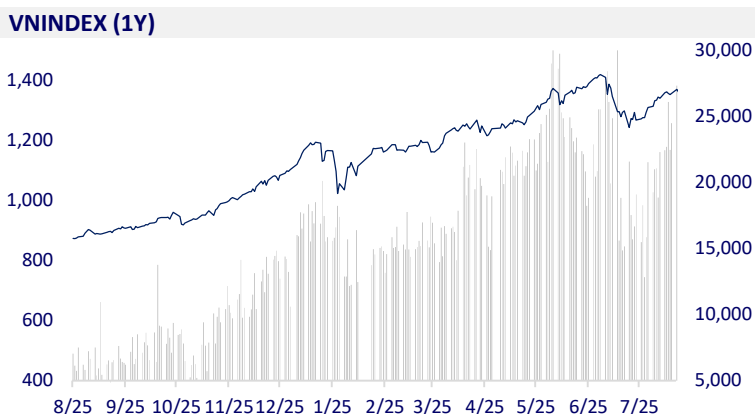
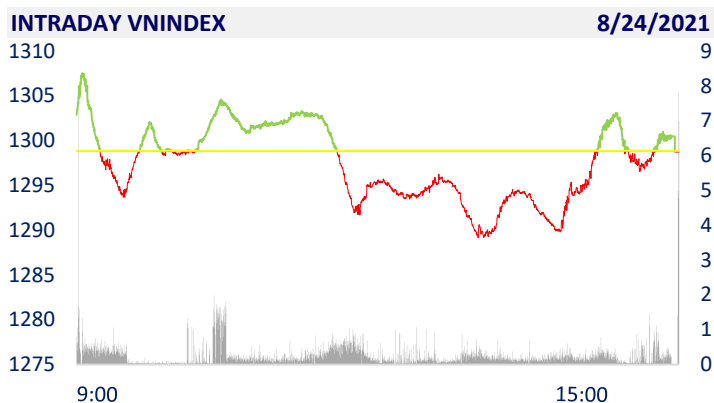


VIETNAM STOCK MARKET		1D	YTD
VN-INDEX	1,298.74	-0.01%	18.12%
VN30	1,418.26	0.44%	34.00%
HNX	331.79	-0.91%	68.34%
UPCOM	91.13	-0.36%	23.43%
Net Foreign buy (B)	9.83		
Total trading value (B)	29,652.14	-7.09%	72.87%

- Session 24/8: Foreign investors net bought again on HoSE, focusing on trading securities stocks when they bought hundreds of billions of dong SSI, while in the opposite direction, foreign investors strongly "discharged" stocks. securities on HNX such as VND, SHS, IVS.



ETF & DERIVATIVES		1D	YTD
E1VFN30	23,950	1.05%	27.39%
FUEMAV30	16,750	0.30%	33.68%
FUESSV30	19,000	6.68%	42.86%
FUESSV50	21,100	0.00%	33.54%
FUESSVFL	20,400	-0.44%	49.45%
FUEVFN30	25,100	0.40%	45.93%
FUEVN100	17,850	-0.45%	27.96%
VN30F2203	1,418.00	-1.73%	
VN30F2112	1,418.60	-1.68%	
VN30F2110	1,414.60	-2.10%	
VN30F2109	1,415.10	-2.07%	



GLOBAL MARKET		1D	YTD
Nikkei	27,732.10	-0.10%	1.05%
Shanghai	3,514.47	1.07%	2.93%
Kospi	3,138.30	1.56%	9.22%
Hang Seng	25,727.92	2.46%	-5.23%
STI (Singapore)	3,107.62	0.65%	8.31%
SET (Thái Lan)	1,586.98	0.31%	9.50%
Crude oil (\$/barrel)	66.72	1.69%	38.14%
Gold (\$/ounce)	1,807.15	0.09%	-5.07%

- Optimistic about the Pfizer vaccine, Asian stocks mostly rose. In Japan, the Nikkei 225 fell 0.1%. The Chinese market rose with Shanghai Composite up 1.07%, Shenzhen Component up 0.878%. Hong Kong's Hang Seng rose 2.46%, with shares of Chinese technology companies listed in the city surging. South Korea's Kospi index rose 1.56%.

VIETNAM ECONOMY		1D (bps)	YTD (bps)
Vnibor	0.65%	-1	52
Deposit interest 12M	5.60%	0	-20
5 year-Gov. Bond	1.01%	0	-21
10 year-Gov. Bond	1.96%	-4	-7
USD/VND	22,914	0	-1.14%
EUR/VND	27,396	0	-5.87%
CNY/VND	3,592	0	0.53%

- According to statistics of the GDS, petroleum imports in July increased by 8.2% in volume and 21% in turnover compared to June, reaching 584,455 tons, worth \$386.9m. The average import price was 662 USD/ton, an increase of 71 USD/ton compared to June. Generally in 7 months of the year, the amount of imported gasoline reached 4.6m tons, worth 2.53b USD, down 15.2% in volume and 17.5% in turnover over the same period in 2020.

EVENT CALENDER

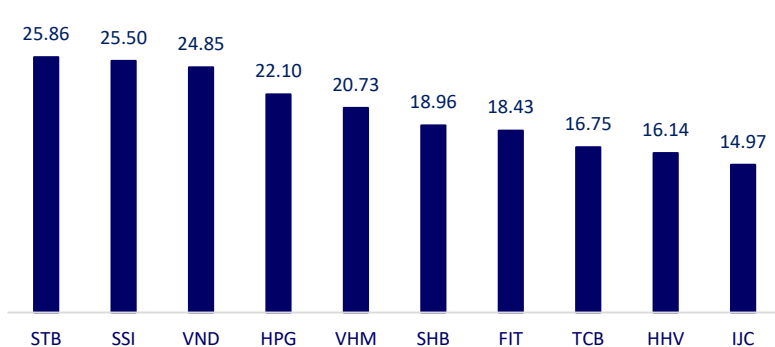
Ticker	Ex-right Date	Last register Date	Exercise Date	Type	Rate	Value
NBP	8/24/2021	8/25/2021	9/9/2021	Cash		1,500
PHP	8/25/2021	8/26/2021	9/24/2021	Cash		600
BMI	8/25/2021	8/26/2021		Stock	20%	
SHE	8/26/2021	8/27/2021		Stock	20%	
DRL	8/27/2021	8/30/2021	9/10/2021	Cash		1,500
INC	8/27/2021	8/30/2021	9/15/2021	Cash		900
CMV	8/30/2021	8/31/2021	9/30/2021	Cash		800
UPC	8/30/2021	8/31/2021	9/20/2021	Cash		1,400

SELECTED NEWS

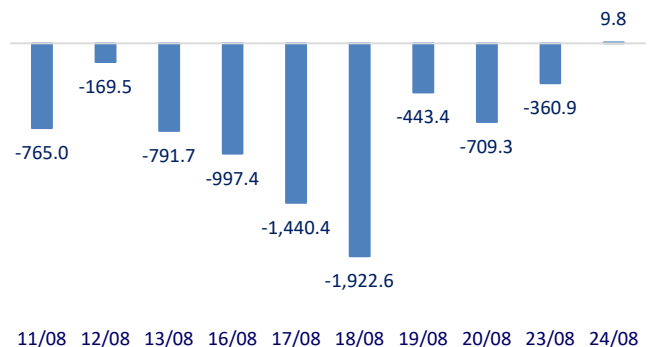
- Investment in Van Phong - Nha Trang expressway 12,900 billion in the period of 2021 - 2025
- Petrol import turnover in July increased by 21%
- Boeing opens office in Vietnam for the first time
- The global shipping industry faces challenges from record-high freight rates
- The US has not completely agreed on a \$3.5 trillion spending package
- China has not recorded community nCoV cases for the first time in a month

	Close	1D	5D	Buying vol.	Selling vol.	Content
VCB	97,000	-0.31%	-3.96%	1,909,600	1,749,200	- CTG: On August 25, 2021, officially traded 1,082,346,053 shares because of the issue of shares to pay dividends to existing shareholders.
BID	39,400	0.25%	-8.27%	4,792,400	4,101,200	
CTG	32,750	0.15%	-5.35%	18,890,200	20,815,600	
TCB	49,000	0.51%	-8.07%	31,003,700	27,998,300	
VPB	61,000	0.66%	-6.30%	15,472,900	13,502,300	
MBB	28,550	-0.17%	-8.49%	25,665,500	26,093,400	
HDB	33,700	0.30%	-5.73%	5,170,400	6,164,000	
TPB	34,050	0.74%	-8.84%	5,724,600	5,581,300	
STB	27,250	0.93%	-9.62%	65,607,700	44,825,900	
ACB	32,300	0.94%	-9.27%	19,427,100	15,797,900	
NVL	105,500	0.57%	2.23%	3,103,200	4,727,800	- PDR: receive 99% capital transfer of Bac Cuong Company, will help PDR have full authority to decide on a land area of 2,734.9m2 in Tran Phu, Hai Chau district, Da Nang.
KDH	38,000	0.00%	-7.77%	3,211,800	3,909,800	
PDR	86,000	4.62%	-5.70%	6,105,300	4,677,700	- Gas price today (August 24) increased by 0.5% to 3.96 USD/mmBTU for natural gas contract for September 2021 delivery at 10:50 am (Vietnam time).
GAS	86,000	0.23%	-6.93%	1,866,000	1,794,600	
POW	10,550	0.00%	-7.05%	20,687,900	17,166,300	
PLX	48,800	0.62%	-5.43%	2,330,100	2,144,000	- VinFast will stop operating at the Lang Lang car test center (Australia) after only 10 months of buying it from GM for more than \$35 million.
VIC	95,400	-0.83%	-3.54%	2,805,300	3,093,700	
VHM	107,300	0.09%	-3.33%	25,082,100	28,041,600	- MSN: A company related to a member of the BoDs registered to buy 2 million MSN shares, bringing the number of ownership to 372.5 million shares (31.55%).
VRE	26,150	0.38%	-6.77%	8,175,000	6,406,900	
VNM	86,300	0.35%	-3.36%	5,198,400	3,788,700	
MSN	128,500	1.18%	-3.02%	2,067,100	1,833,200	- SSI: On August 19, En Fund L.P - the major shareholder of SSI - successfully sold more than 23.4 million shares (3.56%) previously registered. After the transaction, En Fund L.P reduced its ownership rate in SSI from 7.13% to 3.57% and is no longer a major shareholder of this securities company.
SAB	142,400	1.71%	-2.13%	417,300	374,500	
BVH	122,800	2.08%	4.69%	1,845,600	1,624,700	- SSI: On August 19, En Fund L.P - the major shareholder of SSI - successfully sold more than 23.4 million shares (3.56%) previously registered. After the transaction, En Fund L.P reduced its ownership rate in SSI from 7.13% to 3.57% and is no longer a major shareholder of this securities company.
VJC	122,800	2.08%	4.69%	1,845,600	1,624,700	
FPT	91,900	0.99%	-2.03%	5,829,000	5,929,500	
MWG	160,500	1.52%	-5.53%	2,074,600	1,657,500	
PNJ	88,300	-0.23%	-7.54%	930,000	870,600	
GVR	34,000	-0.58%	-9.33%	11,575,100	11,484,800	
SSI	61,200	-3.47%	-0.16%	42,959,100	40,172,200	
HPG	47,750	0.53%	-5.26%	38,951,400	37,582,000	

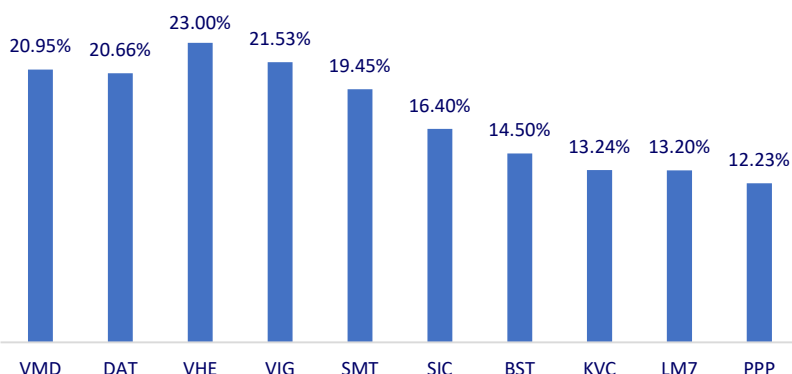
Top most traded tickers (Volume - in million)



Foreign net flow 10 nearest sessions (Billion VND)



Top increases in 3 consecutive sessions



Top decreases in 3 consecutive sessions

