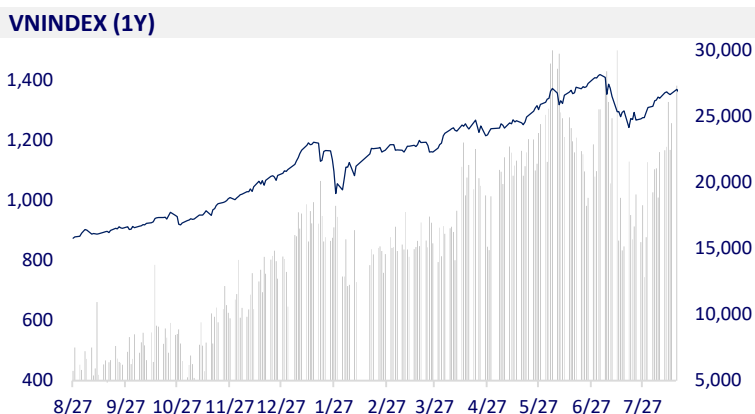
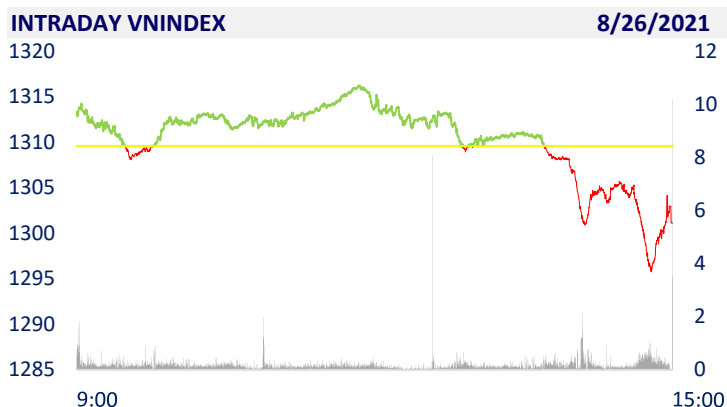
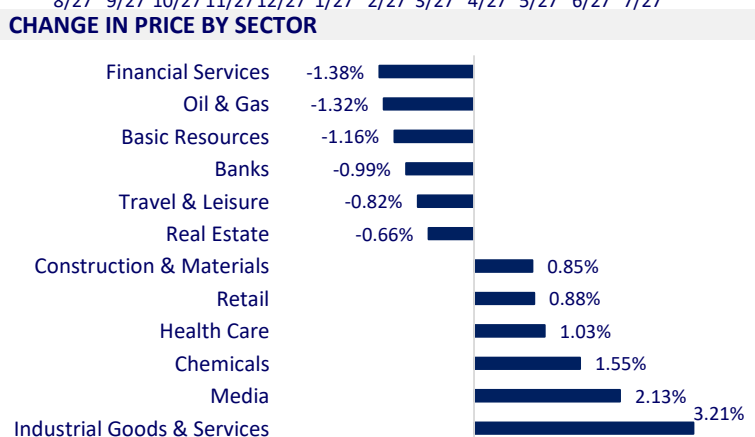


VIETNAM STOCK MARKET		1D	YTD
VN-INDEX	1,301.12	-0.64%	18.34%
VN30	1,412.45	-1.12%	33.45%
HNX	336.85	0.25%	70.90%
UPCOM	91.55	0.02%	24.00%
Net Foreign buy (B)	-385.04		
Total trading value (B)	22,324.10	8.10%	30.15%

- Session 25/8: After 2 sessions of net buying, foreign investors returned to a net selling of 385 billion dong, of which VHM today was under the strongest selling pressure with a value of nearly 206 billion dong.



ETF & DERIVATIVES		1D	YTD
E1VFN30	23,990	-0.25%	27.61%
FUEMAV30	16,710	-0.83%	33.36%
FUESSV30	19,500	9.49%	46.62%
FUESSV50	21,000	-2.33%	32.91%
FUESSVFL	21,000	1.45%	53.85%
FUEVFN30	24,880	0.00%	44.65%
FUEVN100	17,760	-0.50%	27.31%
VN30F2203	1,405.60	-2.24%	
VN30F2112	1,407.10	-1.67%	
VN30F2110	1,405.90	-1.82%	
VN30F2109	1,406.70	-1.73%	



GLOBAL MARKET		1D	YTD
Nikkei	27,742.29	0.05%	1.09%
Shanghai	3,501.66	-1.09%	2.55%
Kospi	3,128.53	-0.58%	8.88%
Hang Seng	25,415.69	-0.57%	-6.38%
STI (Singapore)	3,109.42	0.06%	8.37%
SET (Thái Lan)	1,601.91	0.09%	10.53%
Crude oil (\$/barrel)	67.69	-0.28%	40.14%
Gold (\$/ounce)	1,790.05	-0.08%	-5.97%

- South Korea raised interest rates, Asian stocks fell. In Japan, the Nikkei 225 gained 0.05%. The Chinese market fell with Shanghai Composite down 1.09%, Shenzhen Component down 1.92%. Hong Kong's Hang Seng fell 0.57%. South Korea's Kospi fell 0.58%

VIETNAM ECONOMY		1D (bps)	YTD (bps)
Vnibor	0.65%	1	52
Deposit interest 12M	5.60%	0	-20
5 year-Gov. Bond	1.16%	1	-6
10 year-Gov. Bond	1.93%	8	-10
USD/VND	22,880	0	-1.29%
EUR/VND	27,438	0	-5.72%
CNY/VND	3,584	0	0.31%

- The Trade Remedies Administration said that, the Department received information about the Mexican Ministry of Economy receiving an application from the domestic industry to request an anti-dumping investigation for galvanized steel products from Vietnam. Accordingly, the Mexican investigative agency will consider the initiation of an investigation into the case within a maximum of 30 days from the date receipt a complete complaint.

**EVENT CALENDER**

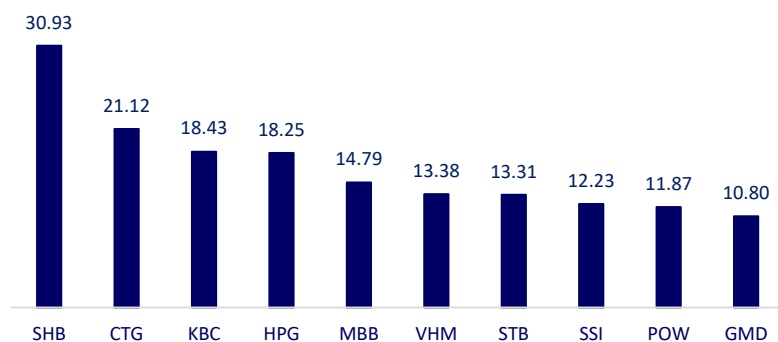
Ticker	Ex-right Date	Last register Date	Exercise Date	Type	Rate	Value
HDB	8/26/2021	8/27/2021		Stock	25%	
BSI	8/26/2021	8/27/2021	9/15/2021	Cash		900
TPC	8/26/2021	8/27/2021	9/20/2021	Cash		800
SHE	8/26/2021	8/27/2021		Stock	20%	
DRL	8/27/2021	8/30/2021	9/10/2021	Cash		1,500
INC	8/27/2021	8/30/2021	9/15/2021	Cash		900
CMV	8/30/2021	8/31/2021	9/30/2021	Cash		800
UPC	8/30/2021	8/31/2021	9/20/2021	Cash		1,400

## SELECTED NEWS

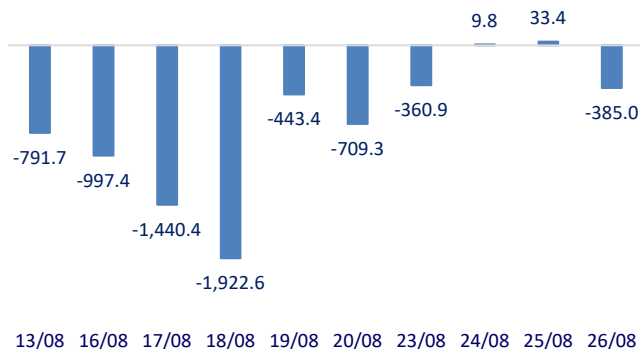
- World Bank: Vietnam's remittances in 2021 will not decline
- Furniture enterprises are still "sitting on fire"
- China's central bank increases cash injection
- Korea becomes the first developed economy to raise interest rates
- The US re-evaluates its trade policy with China
- Reuters: World stocks lose their upward momentum, may be corrected at the end of the year

	Close	1D	5D	Buying vol.	Selling vol.	Content
VCB	96,800	-0.72%	-5.84%	1,532,700	1,786,100	- STB: Recently, EY Vietnam Consulting Joint Stock Company assessed and concluded that Sacombank fully complied with the contents of the Basel II in accordance with Circular 41 and Circular 13 of the State Bank. Thus, Sacombank has officially completed the implementation and application of the Basel II.
BID	38,600	-2.15%	-9.18%	3,673,300	3,322,600	
CTG	31,200	-2.95%	-9.04%	33,002,800	39,268,800	
TCB	48,300	-1.73%	-8.87%	15,819,300	17,706,500	
VPB	60,800	-0.98%	-5.88%	7,451,500	7,609,500	
MBB	28,100	-1.75%	-9.65%	22,377,000	22,155,200	
HDB	26,850	-0.70%	-6.77%	4,541,700	6,478,300	
TPB	34,100	-2.29%	-7.08%	4,707,300	7,068,100	
STB	27,100	-0.91%	-9.52%	22,965,700	23,250,200	
ACB	31,950	-1.54%	-9.49%	9,964,100	11,085,200	
NVL	103,700	-1.71%	-1.14%	3,772,000	4,185,700	- KDH: may be added to the list of 2 VNM ETF and FTSE ETF in the portfolio restructuring period in early September because it has met the liquidity factor in the last 3 quarters
KDH	38,150	-0.65%	-8.18%	3,165,900	3,283,600	
PDR	83,500	-3.80%	-5.44%	3,632,900	4,555,600	- Gas prices today, natural gas prices in this morning's delivery increased again after the previous drop thanks to the recovery in demand.
GAS	86,300	-1.15%	-5.06%	1,264,700	1,271,800	
POW	11,350	0.89%	0.00%	24,661,300	32,111,500	- VHM: 1H2021, VHM ranked 2nd in EAT on the stock exchange (after HPG) and brought in VND41,711b in revenue and VND15.629b in net profit, up 82% and 52% HoH.
PLX	48,700	-1.72%	-5.44%	1,365,100	1,569,500	
VIC	93,100	-1.59%	-10.48%	3,312,500	2,934,000	- MSN: A subsidiary of BoD, Hoa Huong Duong Construction JSC. registered to buy 1m MSN shares, bringing the total ownership to more than 157.7 million shares (13.36%).
VHM	106,600	-0.37%	-3.96%	17,162,000	19,237,300	
VRE	26,450	0.57%	-5.37%	5,215,300	4,512,800	- HPG: produced more than 4m tons of crude steel in 6 months, up 55% HoH. Sales volume of steel products reached nearly 4.3m tons, up more than 60%. Construction steel reached 1.8m tons, up 22%, leading the market share in Vietnam with 34.6%. Output of hot rolled coil reached 1.3m tons, steel pipe 375,000 tons. Galvanized steel production was recorded at nearly 160,000 tons, 2.8 times higher than the same period last year.
VNM	87,000	0.12%	-3.65%	3,565,600	3,463,300	
MSN	134,000	-0.74%	-1.69%	1,596,900	2,129,000	
SAB	147,600	0.27%	-0.27%	228,000	369,700	
BVH	125,800	-0.94%	4.83%	1,219,900	1,468,500	
VJC	125,800	-0.94%	4.83%	1,219,900	1,468,500	
FPT	91,400	-0.54%	-3.28%	3,164,900	3,476,300	
MWG	162,000	0.31%	-6.09%	1,064,200	1,382,100	
PNJ	86,200	-3.15%	-8.30%	846,400	1,003,700	
GVR	35,500	0.85%	-8.51%	7,815,500	8,912,400	
SSI	61,100	-1.45%	-2.55%	25,087,600	25,127,500	
HPG	47,700	-1.45%	-6.29%	24,531,500	27,868,100	

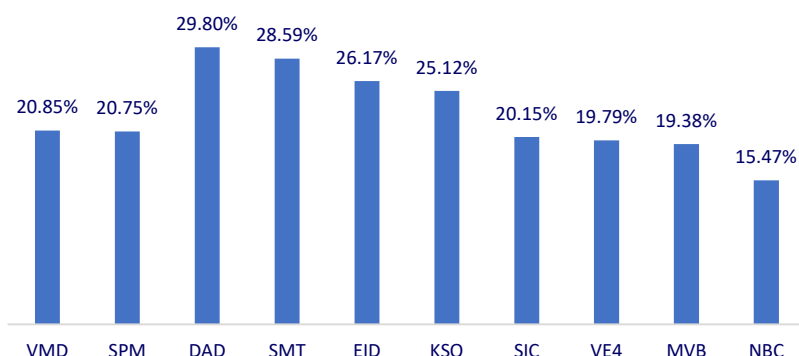
Top most traded tickers (Volume - in million)



Foreign net flow 10 nearest sessions (Billion VND)



Top increases in 3 consecutive sessions



Top decreases in 3 consecutive sessions

