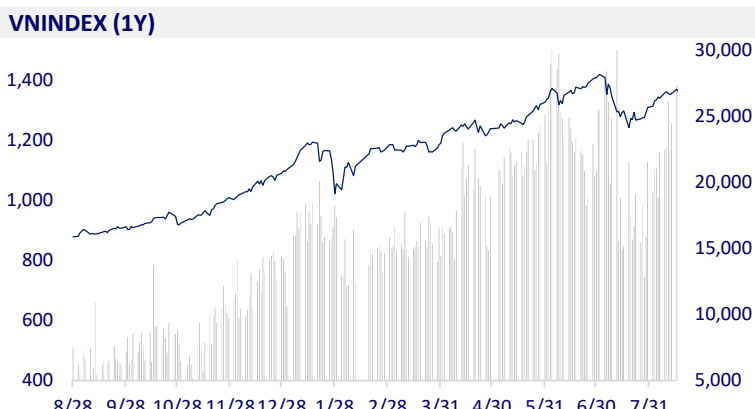
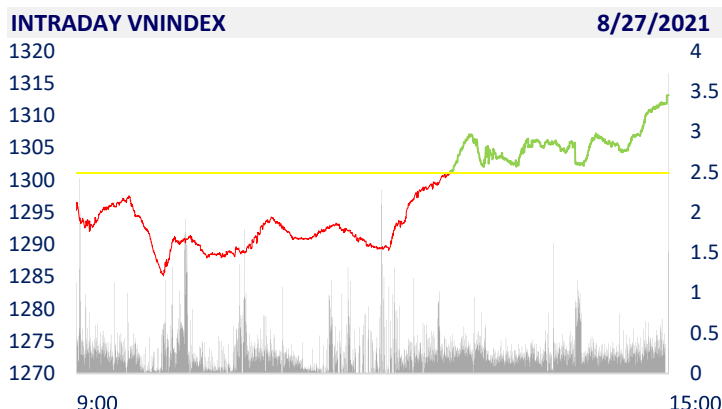
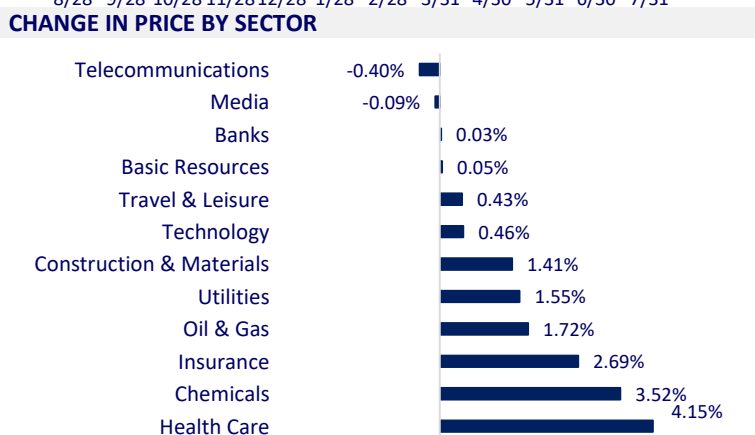


VIETNAM STOCK MARKET		1D	YTD
VN-INDEX	1,313.20	0.93%	19.44%
VN30	1,418.57	0.43%	34.03%
HNX	338.79	0.58%	71.89%
UPCOM	92.01	0.50%	24.62%
Net Foreign buy (B)	-400.67		
Total trading value (B)	26,099.54	17.29%	52.16%

- Foreign investors still traded in a negative direction when buying 32.8 million shares, worth 1,224 billion dong, while selling 34.2 million shares, worth 1,599 billion dong. Total net selling value was at 1.44 million shares, equivalent to a net selling value of 400 billion dong. On HoSE, foreign investors continued to net sell more than 360 billion dong (down 8% compared to the previous session)



ETF & DERIVATIVES		1D	YTD
E1VFN30	23,800	-0.79%	26.60%
FUEMAV30	16,730	0.12%	33.52%
FUESSV30	18,170	2.02%	36.62%
FUESSV50	20,800	-0.95%	31.65%
FUESSVFL	19,920	-5.14%	45.93%
FUEVFNVD	24,880	0.00%	44.65%
FUEVN100	17,800	0.23%	27.60%
VN30F2203	1,420.00	1.02%	
VN30F2112	1,420.00	0.92%	
VN30F2110	1,418.00	0.86%	
VN30F2109	1,420.00	0.95%	



GLOBAL MARKET		1D	YTD
Nikkei	27,641.14	0.09%	0.72%
Shanghai	3,522.16	0.59%	3.15%
Kospi	3,133.90	0.17%	9.06%
Hang Seng	25,407.89	0.09%	-6.41%
STI (Singapore)	3,080.77	-0.92%	7.37%
SET (Thái Lan)	1,611.20	0.58%	11.17%
Crude oil (\$/barrel)	68.52	1.02%	41.86%
Gold (\$/ounce)	1,796.65	-0.04%	-5.62%

- Asian stocks rallied ahead of Fed symposium. In Japan, the Nikkei 225 fell 0.09%. The Chinese market rose with Shanghai Composite up 0.59%, Shenzhen Component up 0.15%. Hong Kong's Hang Seng fell 0.09%. South Korea's Kospi index rose 0.17%.

VIETNAM ECONOMY		1D (bps)	YTD (bps)
Vnibor	0.65%	1	52
Deposit interest 12M	5.60%	0	-20
5 year-Gov. Bond	1.19%	4	-3
10 year-Gov. Bond	1.93%	8	-10
USD/VND	22,898	0	-1.21%
EUR/VND	27,260	0	-6.33%
CNY/VND	3,589	0	0.45%

- Total newly registered FDI capital nationwide in 8 months was estimated at 19.12 billion USD, down more than 2% over the same period last year. Meanwhile, realized FDI capital reached 11.58 billion USD, up 2% over the same period. FDI capital from Singapore partners is 1.9 times higher than Japan and nearly 2.6 times higher than capital from Korea in the past 8 months.

EVENT CALENDER

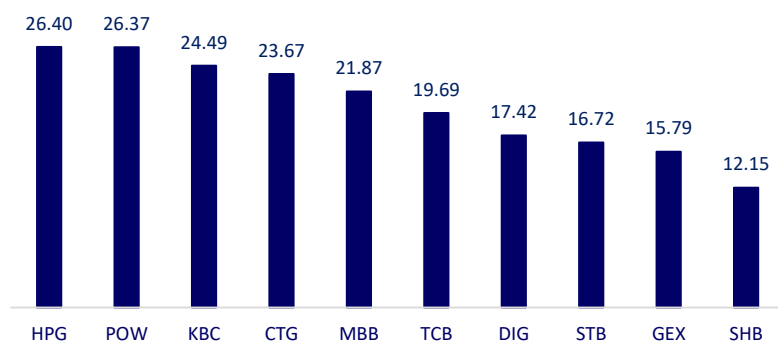
Ticker	Ex-right Date	Last register Date	Exercise Date	Type	Rate	Value
DRL	8/27/2021	8/30/2021	9/10/2021	Cash		1,500
INC	8/27/2021	8/30/2021	9/15/2021	Cash		900
CMV	8/30/2021	8/31/2021	9/30/2021	Cash		800
UPC	8/30/2021	8/31/2021	9/20/2021	Cash		1,400
MWG	8/30/2021	8/31/2021		Stock	50.0%	
MWG	8/30/2021	8/31/2021	9/13/2021	Cash		500
PSN	8/31/2021	9/1/2021	9/29/2021	Cash		700
GMC	8/31/2021	9/1/2021		Stock	10%	

SELECTED NEWS

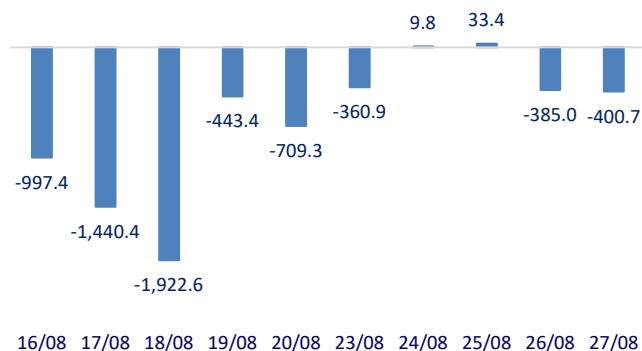
- Registered FDI decreased for the 3rd month, realized capital increased slightly after 8 months
- Can Tho proposes to the Prime Minister to maintain anti-epidemic measures in transporting goods
- HoREA: Real estate businesses must "take hot loans" to pay bank interest, recommending debt structure in draft Circular 03
- Asian rice exports show signs of recovery
- The road to tightening policy is full of thorns by the Fed and Chairman Jerome Powell
- A series of indicators signal bad news for China's economic recovery

	Close	1D	5D	Buying vol.	Selling vol.	Content
VCB	97,800	1.03%	-2.30%	2,331,100	2,112,700	- VCB: Vietcombank has submitted the dividend payment plan to the Government and is waiting for approval. According to this plan, Vietcombank will pay 8% cash dividend for 2020 and 27.6% stock dividend for 2019 in the last 6 months of 2021. Meanwhile, the plan is to issue 6.5% Charter capital may be delayed due to the impact of the COVID-19 epidemic.
BID	38,700	0.26%	-4.44%	3,837,300	3,259,500	
CTG	31,150	-0.16%	-4.74%	41,098,500	31,169,100	
TCB	48,050	-0.52%	-4.85%	35,866,100	32,174,200	
VPB	61,200	0.66%	-2.08%	11,650,900	9,629,600	
MBB	28,000	-0.36%	-6.35%	33,867,000	29,299,100	
HDB	26,500	-1.30%	-3.99%	4,289,600	4,326,700	
TPB	34,000	-0.29%	-2.86%	4,066,500	4,716,700	
STB	27,300	0.74%	-3.53%	33,191,500	29,590,900	
ACB	31,750	-0.63%	-5.51%	15,769,600	13,313,100	
NVL	103,800	0.10%	0.10%	3,508,500	3,173,600	- NVL: preparing to pay stock dividends rate of 60%, total volume of shares is expected to be 884m shares, charter capital is expected to increase to VND 3,578b.
KDH	39,150	2.62%	-0.63%	5,245,200	4,190,900	
PDR	85,000	1.80%	-0.12%	4,785,000	4,058,900	- POW: 6M2021, POW exceeded the profit target for the whole year of 2021 with a total profit after tax of 1,456 billion dong, equivalent to 108% higher than the year plan.
GAS	87,000	0.81%	-0.57%	1,525,500	1,319,200	
POW	11,900	4.85%	9.17%	50,736,900	52,984,800	- VRE: 6M2021, net revenue increased by VND421b HoH thanks to an increase of VND326b in investment property rental revenue and VND53b in real estate transfer revenue.
PLX	49,500	1.64%	-0.20%	1,700,100	1,504,900	
VIC	94,800	1.83%	-2.97%	7,153,900	3,528,500	- VNM: ranked third in the ranking of enterprises on stock market reporting the largest profits. In 6 months, VNM recorded net revenue of VND28,906b and NI of VND5,411b.
VHM	106,900	0.28%	-1.11%	16,259,800	15,848,200	
VRE	26,800	1.32%	-0.92%	5,234,400	4,807,000	- SSI: The Board of Directors approved the Resolution to contribute capital to the Vietnam Digital Technology Investment Fund with the amount of VND 10 billion. Capital contribution date: August 19, 2021
VNM	87,000	0.00%	-0.91%	5,105,200	3,840,100	
MSN	135,900	1.42%	1.57%	2,789,600	2,986,800	
SAB	148,500	0.61%	3.85%	303,500	291,500	
BVH	126,800	0.79%	5.84%	1,566,700	1,717,900	
VJC	126,800	0.79%	5.84%	1,566,700	1,717,900	
FPT	92,000	0.66%	-0.86%	3,983,300	4,255,500	
MWG	164,500	1.54%	0.30%	2,001,100	2,697,600	
PNJ	85,800	-0.46%	-6.23%	1,530,800	1,642,000	
GVR	37,400	5.35%	2.89%	13,673,100	13,850,000	
SSI	61,200	0.16%	-2.08%	25,616,200	19,953,800	
HPG	47,600	-0.21%	-2.86%	44,372,600	42,462,700	

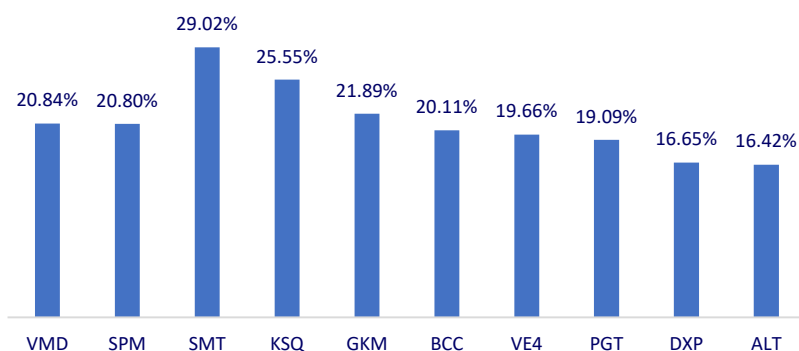
Top most traded tickers (Volume - in million)



Foreign net flow 10 nearest sessions (Billion VND)



Top increases in 3 consecutive sessions



Top decreases in 3 consecutive sessions

