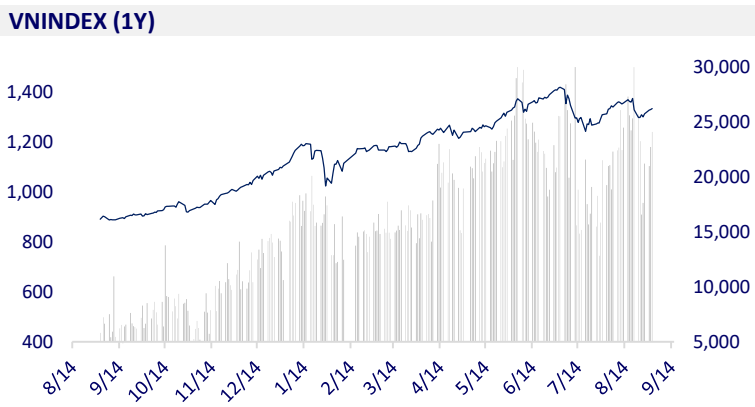
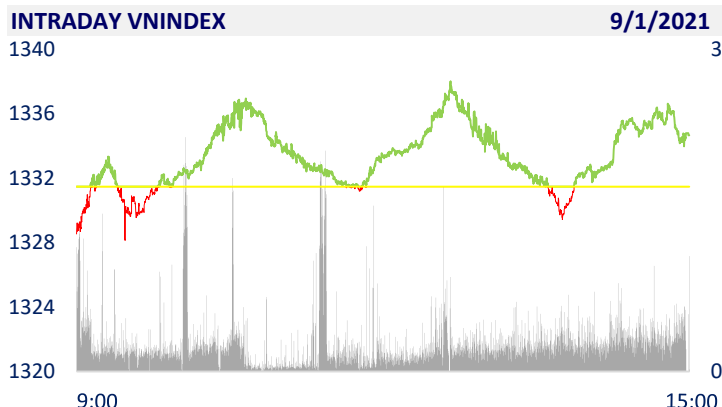
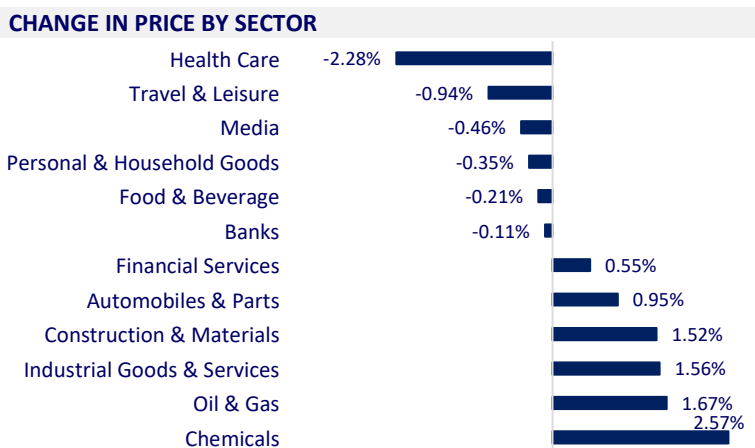


VIETNAM STOCK MARKET		1D	YTD
VN-INDEX	1,334.65	0.24%	21.39%
VN30	1,426.94	-0.12%	34.82%
HNX	343.42	0.18%	74.24%
UPCOM	94.01	0.26%	27.33%
Net Foreign buy (B)	-633.93		
Total trading value (B)	29,281.52	3.78%	70.71%

- Continuing in the first session of September, foreign investors recorded a net selling of 634 billion dong on all 3 exchanges, of which MSN, VHM and fund certificates FUEVFNVD were sold the most with a value of over 200 billion dong.



ETF & DERIVATIVES		1D	YTD
E1VFN30	24,050	-0.21%	27.93%
FUEMAV30	16,840	0.06%	34.40%
FUESSV30	18,000	1.07%	35.34%
FUESSV50	20,800	-0.95%	31.65%
FUESSVFL	20,550	2.14%	50.55%
FUEVFNVD	24,840	-0.72%	44.42%
FUEVN100	18,150	0.00%	30.11%
VN30F2203	1,425.00	0.12%	
VN30F2112	1,428.50	0.11%	
VN30F2110	1,427.00	0.00%	
VN30F2109	1,428.60	0.11%	



GLOBAL MARKET		1D	YTD
Nikkei	28,451.02	0.56%	3.67%
Shanghai	3,567.10	0.65%	4.47%
Kospi	3,207.02	0.24%	11.61%
Hang Seng	26,028.29	1.36%	-4.12%
STI (Singapore)	3,087.84	1.07%	7.62%
SET (Thái Lan)	1,634.48	-0.26%	12.77%
Crude oil (\$/barrel)	68.62	-0.16%	42.07%
Gold (\$/ounce)	1,815.80	0.07%	-4.61%

- More bad signals from the Chinese economy, Asian stocks mixed. In Japan, the Nikkei 225 gained 0.56%. The Chinese market was mixed with Shanghai Composite up 0.65%, Shenzhen Component down 0.1%. Hong Kong's Hang Seng rose 1.36%. South Korea's Kospi index rose 0.24%.

VIETNAM ECONOMY		1D (bps)	YTD (bps)
Vnibor	0.63%	-6	50
Deposit interest 12M	5.60%	0	-20
5 year-Gov. Bond	1.16%	0	-6
10 year-Gov. Bond	1.89%	-1	-14
USD/VND	22,870	0	-1.33%
EUR/VND	27,535	0	-5.39%
CNY/VND	3,591	0	0.50%

- According to the Hanoi Statistics Office, in August 2021, Hanoi has 12 newly licensed FDI projects with a total registered capital of 17.6 million USD. Besides, there are 2 projects adjusted to increase investment capital with the registered investment capital reaching 47 thousand USD; Foreign investors contributed capital and bought shares 7 times, reaching 1.1 million USD.

EVENT CALENDER

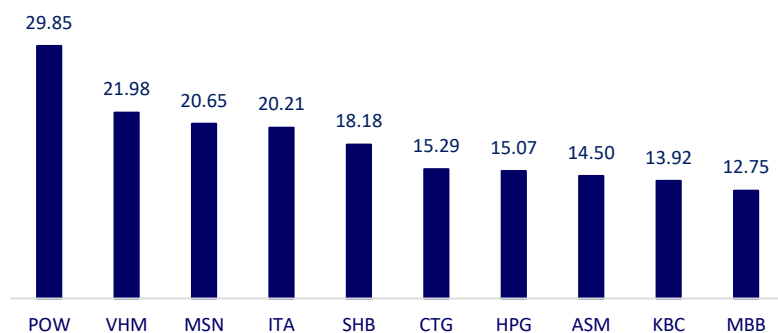
Ticker	Ex-right Date	Last register Date	Exercise Date	Type	Rate	Value
PGD	9/1/2021	9/6/2021	10/4/2021	Cash		2,000
ACC	9/1/2021	9/6/2021	9/24/2021	Cash		500
AAA	9/1/2021	9/6/2021	9/29/2021	Cash		500
AAA	9/1/2021	9/6/2021		Stock	10%	
C47	9/1/2021	9/6/2021		Stock	10.0%	
HPX	9/6/2021	9/7/2021		Stock	15%	
DNC	9/7/2021	9/8/2021	10/8/2021	Cash		1,000
VNM	9/7/2021	9/8/2021	9/30/2021	Cash		1,500

SELECTED NEWS

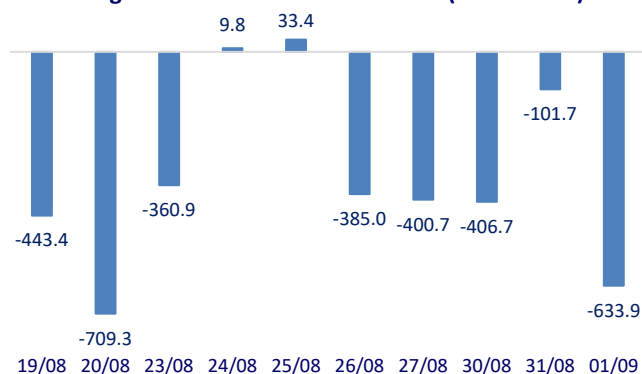
- In 8 months, Hanoi city attracted more than 840 million USD of FDI capital
- WB Group cooperates Australian Gov. to support development of Vietnam's capital market, focus on attracting foreign investors
- Worried about a sudden increase in bad debts, proposing a separate resolution to remove difficulties for the bank
- A series of Asian 'factories' reduced production due to Covid-19
- US investors lower margin for the first time since the outbreak of Covid-19
- WHO monitors new variant of SARS-CoV-2 that is resistant to vaccines

	Close	1D	5D	Buying vol.	Selling vol.	Content
VCB	99,400	0.00%	1.95%	1,853,100	1,944,700	- According to the provisions of Circular 11/2021/TT-NHNN issued by the State Bank of Vietnam on July 30, 2021, stipulating the method of setting up risk provisions, the general provision amount must be equal to 0.75 % of total outstanding loans from group 1 to group 4, Vietcombank is the bank with the highest bad debt coverage ratio of 366%. Followed by Techcombank (259%), MB (237%) and ACB (208%). Some other banks have a bad debt coverage ratio of over 100% such as TPBank (145%), BAB (137%), BIDV (131%).
BID	39,000	0.13%	-1.14%	2,904,200	2,505,600	
CTG	32,050	0.79%	-0.31%	24,282,200	26,558,700	
TCB	48,300	-0.41%	-1.73%	15,490,700	15,954,100	
VPB	61,500	-0.16%	0.16%	12,184,000	11,395,800	
MBB	27,900	0.00%	-2.45%	23,900,300	24,155,300	
HDB	25,650	-1.16%	-5.14%	5,942,500	5,434,600	
TPB	34,200	0.29%	-2.01%	3,706,600	4,859,800	
STB	27,200	-0.55%	-0.55%	25,646,100	18,163,600	
ACB	32,000	0.00%	-1.39%	16,591,000	15,915,300	
NVL	104,700	0.29%	-0.76%	3,431,800	3,648,900	- TCH: Will sell 199,587,872 shares to existing shareholders and issue 19,958,787 shares to pay dividends.
KDH	39,300	-1.13%	2.34%	2,795,300	2,527,800	- POW: NPAT in the first 6 months of 2021 increased by VND 144b over the same period mainly thank to an increase in profit from financial activities to VND 502b.
PDR	85,700	-2.50%	-1.27%	3,744,500	4,434,500	
GAS	88,600	-0.89%	1.49%	777,500	1,109,500	
POW	12,450	5.06%	10.67%	56,335,800	52,836,700	- VHM: will pay a cash dividend (rate 15%) on October 1, the amount expected to be spent is VND 5.024b. At the same time, VHM will issue 1b shares (rate 30%) to pay dividends
PLX	50,800	2.21%	2.52%	2,224,100	2,860,900	- MSN: The investment fund group GIC wants to sell 19.5m MSN. At the beginning of the year, this group also sold about 20m MSN, earning 1,700 billion dong.
VIC	94,100	0.00%	-0.53%	2,042,000	2,808,100	- BVH: Head of Supervisory Board Tien Hung registered to sell all 57,239 shares by order matching method from September 7 to October 6.
VHM	107,000	0.56%	0.00%	29,719,300	30,277,500	
VRE	27,900	2.20%	6.08%	6,665,500	7,463,000	- VJC: approved by the State Securities Commission to postpone the publication of the reviewed semi-annual financial statements for 2021
VNM	88,100	0.80%	1.38%	5,916,400	6,365,700	
MSN	133,300	-1.26%	-1.26%	1,927,000	2,076,500	
SAB	148,700	-0.87%	1.02%	158,000	277,100	
BVH	125,500	-0.79%	-1.18%	999,600	1,171,900	
VJC	125,500	-0.79%	-1.18%	999,600	1,171,900	
FPT	92,400	0.00%	0.54%	2,903,300	2,987,800	
MWG	110,200	-0.72%	2.67%	1,148,300	1,145,700	
PNJ	85,300	-0.81%	-4.16%	1,636,000	1,419,600	
GVR	40,100	3.48%	13.92%	14,812,100	16,432,800	
SSI	61,200	-0.97%	-1.29%	19,472,600	20,555,500	
HPG	49,200	-0.20%	1.65%	24,177,500	34,204,500	

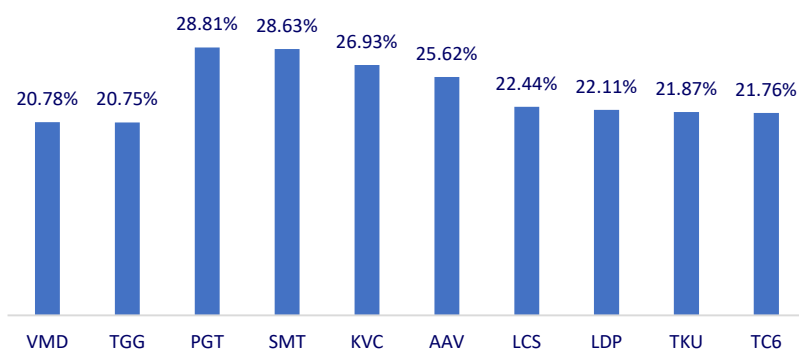
Top most traded tickers (Volume - in million)



Foreign net flow 10 nearest sessions (Billion VND)



Top increases in 3 consecutive sessions



Top decreases in 3 consecutive sessions

