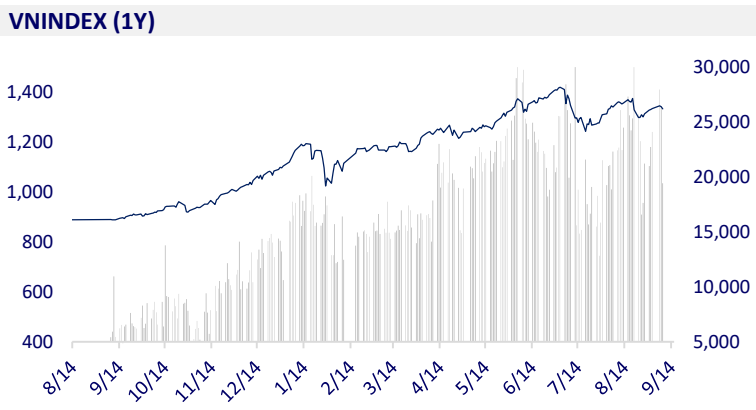
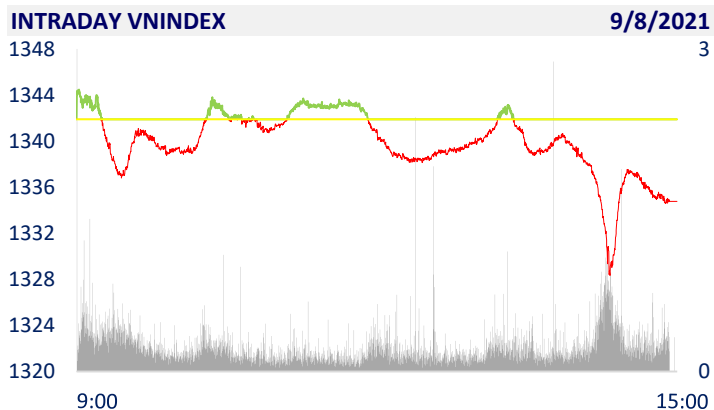
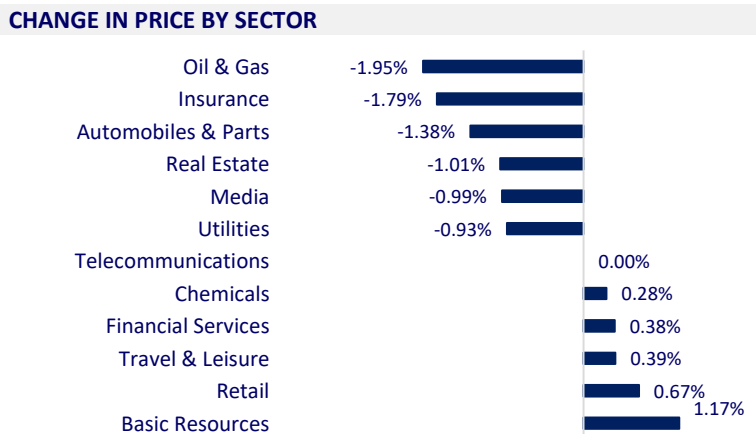


VIETNAM STOCK MARKET		1D	YTD
VN-INDEX	1,333.61	-0.62%	21.29%
VN30	1,433.71	-0.72%	35.46%
HNX	347.28	0.23%	76.19%
UPCOM	94.36	-0.36%	27.81%
Net Foreign buy (B)	-465.89		
Total trading value (B)	23,957.36	-26.71%	39.67%

- According to data from VSD, the number of new domestic individual investor accounts opened in August reached 120,379 units, up 19% compared to July, and just below the record level in June (140,054 accounts). Thus, domestic individuals have had 6 consecutive months of maintaining a new opening level of over 100,000 accounts/month.



ETF & DERIVATIVES		1D	YTD
E1VFN30	24,250	-1.22%	28.99%
FUEMAV30	16,960	-0.53%	35.36%
FUESSV30	18,200	2.19%	36.84%
FUESSV50	21,300	0.00%	34.81%
FUESSVFL	20,640	-0.19%	51.21%
FUEVFNVD	25,120	-2.26%	46.05%
FUEVN100	18,210	-2.62%	30.54%
VN30F2203	1,431.90	-0.35%	
VN30F2112	1,428.50	-0.79%	
VN30F2110	1,427.00	-0.70%	
VN30F2109	1,431.10	-0.69%	



GLOBAL MARKET		1D	YTD
Nikkei	30,181.21	0.47%	9.97%
Shanghai	3,675.19	-0.04%	7.64%
Kospi	3,162.99	-0.77%	10.08%
Hang Seng	26,320.93	0.06%	-3.04%
STI (Singapore)	3,068.94	-1.27%	6.96%
SET (Thái Lan)	1,640.45	0.24%	13.19%
Crude oil (\$/barrel)	69.23	1.02%	43.33%
Gold (\$/ounce)	1,801.60	0.17%	-5.36%

- Japan adjusted to increase GDP in the second quarter, Asian stocks mixed. In Japan, the Nikkei 225 gained 0.47%. After adjusted data, Japan's economy grew by 1.9% in the second quarter of the year, higher than the initial estimate of 1.3%. The Chinese market fell with Shanghai Composite down 0.04%, Shenzhen Component down 0.101 percent. Hong Kong's Hang Seng fell 0.06%. South Korea's Kospi index fell 0.77%.

VIETNAM ECONOMY		1D (bps)	YTD (bps)
Vnibor	0.64%	-1	51
Deposit interest 12M	5.60%	0	-20
5 year-Gov. Bond	1.12%	14	-10
10 year-Gov. Bond	1.82%	-12	-21
USD/VND	22,855	0	-1.39%
EUR/VND	27,520	0	-5.44%
CNY/VND	3,594	0	0.59%

- Enterprises in the manufacturing and industrial service industries request financial support during a difficult period; can resume operations when vaccination rates reach 70% or more and barriers to goods circulation are removed.

**EVENT CALENDER**

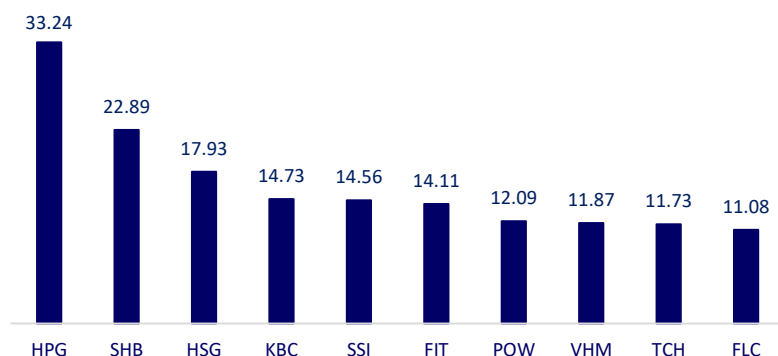
Ticker	Ex-right Date	Last register Date	Exercise Date	Type	Rate	Value
CTB	9/8/2021	9/9/2021	10/15/2021	Cash		1,500
GIC	9/9/2021	9/10/2021	9/24/2021	Cash		500
DXG	9/9/2021	9/10/2021		Stock	15%	
TBC	9/9/2021	9/10/2021	9/24/2021	Cash		1,500
HAP	9/10/2021	9/13/2021	10/13/2021	Cash		600
SZL	9/10/2021	9/13/2021	9/30/2021	Cash		3,000
HTC	9/13/2021	9/14/2021	10/1/2021	Cash		300
C4G	9/14/2021	9/15/2021		Stock	6%	

## SELECTED NEWS

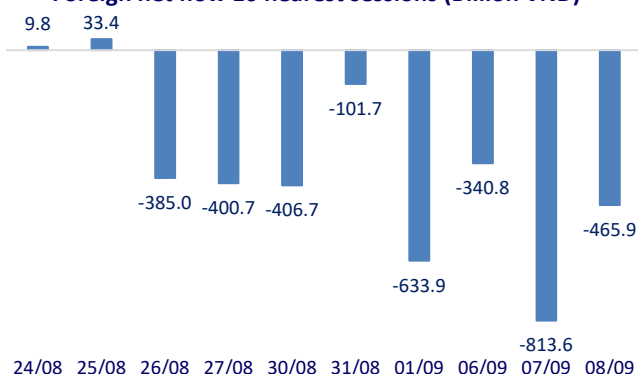
- Deputy Prime Minister directed to remove difficulties in seafood production and business activities due to the prolonged Covid-19
- Industrial production enterprises propose to operate when 70% of employees have been vaccinated
- Using nearly VND 2,200 billion to buy up the national reserve rice
- MU variant threatens the US, present in 49/50 states
- White House urges Congress to pass short-term funds to avoid government shutdown
- MSCI downgraded Pakistan to the frontier market

	Close	1D	5D	Buying vol.	Selling vol.	Content
VCB	99,700	-0.30%	0.30%	1,659,500	1,620,300	- Techcombank has the lowest capital mobilization cost in the banking system because it always holds the leading position in terms of demand for deposits (CASA) when it accepts the trade-off by sacrificing fee service. Vietcombank and MB also have a large CASA ratio when these banks have a lot of payment accounts of businesses on foreign exchange and transactions.
BID	39,600	-0.25%	1.54%	2,340,300	3,351,900	
CTG	32,150	-1.53%	0.31%	15,924,300	18,570,100	
TCB	48,800	-1.71%	1.04%	12,631,800	14,119,000	
VPB	62,000	-2.36%	0.81%	9,108,600	11,314,700	
MBB	28,300	-1.05%	1.43%	15,249,200	21,784,500	
HDB	26,750	0.19%	4.29%	3,346,700	4,865,400	
TPB	36,100	-0.82%	5.56%	10,848,200	13,486,500	
STB	27,300	-2.15%	0.37%	17,114,800	22,093,600	
ACB	32,150	-1.08%	0.47%	10,173,600	9,954,800	
NVL	104,000	-0.76%	-0.67%	2,768,200	3,109,900	- 03 housing projects, an urban area of nearly 100ha in Hiep Hoa and Yen Dung districts have just appeared by Bac Giang since the beginning of the year.
KDH	40,000	-1.48%	1.78%	2,525,500	3,196,800	
PDR	84,200	1.45%	-1.75%	4,685,600	4,244,300	
GAS	87,800	-1.01%	-0.90%	1,026,900	1,053,800	- GAS: dismiss Mr. Nguyen Sinh Khang from the position of Chairman of BOD from September 1. Instead, Mr. Duong Manh Son – Member will be in charge of the BOD.
POW	11,900	-1.24%	-4.42%	23,189,300	27,255,300	
PLX	49,300	-2.18%	-2.95%	1,632,400	1,691,600	- VIC: VinFast signed a cooperation agreement with Gotion High-Tech - a leading battery manufacturer from China to conduct RD and production of LFP batteries.
VIC	92,000	-2.02%	-2.23%	3,856,800	3,902,700	
VHM	107,900	-1.55%	0.84%	12,703,300	13,724,100	- MSN: Masan Group is the top one in terms of staff reduction (-2,787). Personnel costs at Masan decreased from 1,879 billion VND to 1,470 billion VND
VRE	27,100	-0.37%	-2.87%	4,761,400	4,580,300	
VNM	85,400	-1.04%	-1.39%	6,188,300	5,809,400	- HPG: August sales of steel products reached 690,000 tons, up 38% year-on-year and 15% month-on-month. In which, construction steel reached 268,000 tons, down 17% over the same period last year and down 26% from the previous month.
MSN	128,000	-1.39%	-3.98%	2,792,000	1,954,700	
SAB	149,900	0.81%	0.81%	227,200	313,300	
BVH	124,600	0.00%	-0.72%	898,500	1,095,300	
VJC	124,600	0.00%	-0.72%	898,500	1,095,300	
FPT	93,100	-0.43%	0.76%	3,218,000	3,229,100	
MWG	111,400	1.00%	1.09%	1,191,900	1,110,900	
PNJ	86,200	0.00%	1.06%	961,000	1,012,600	
GVR	39,000	0.39%	-2.74%	7,556,700	8,106,900	
SSI	44,250	6.94%	5.54%	41,436,200	14,806,400	
HPG	51,300	1.18%	4.27%	57,360,300	69,658,200	

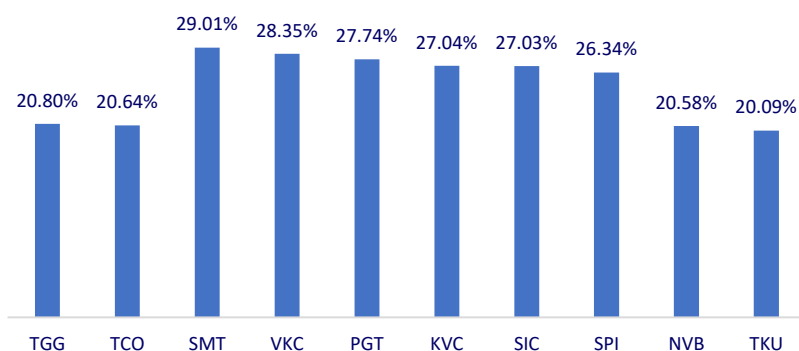
Top most traded tickers (Volume - in million)



Foreign net flow 10 nearest sessions (Billion VND)



Top increases in 3 consecutive sessions



Top decreases in 3 consecutive sessions

