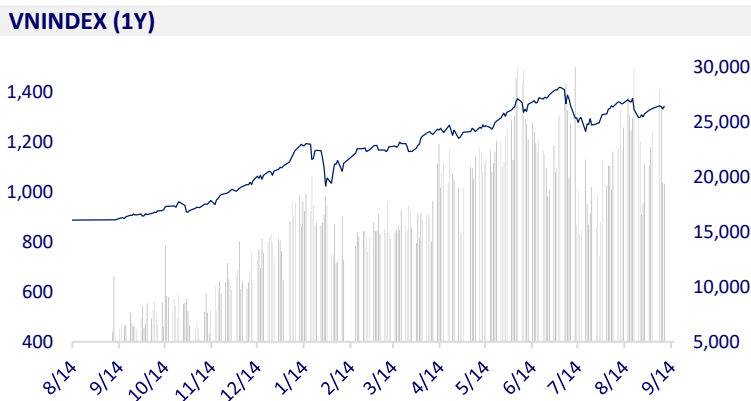
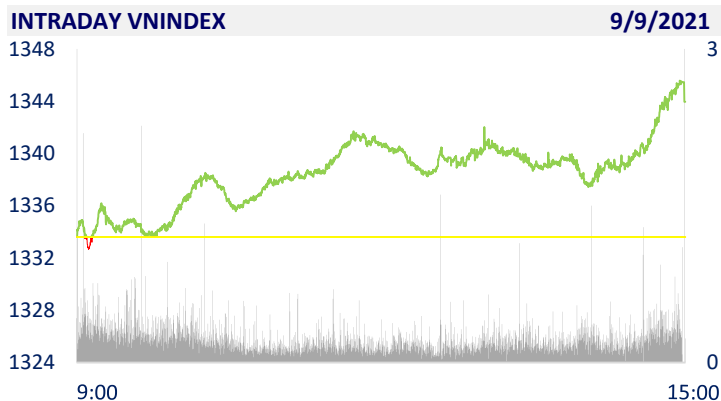
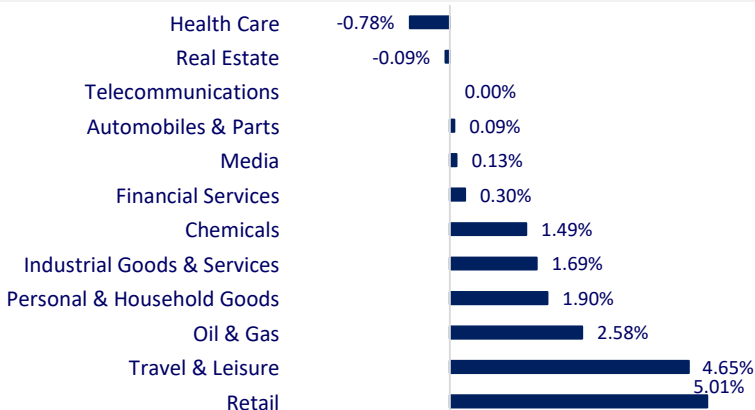


VIETNAM STOCK MARKET		1D	YTD
VN-INDEX	1,343.98	0.78%	22.24%
VN30	1,447.28	0.95%	36.74%
HNX	350.44	0.91%	77.80%
UPCOM	94.83	0.50%	28.44%
Net Foreign buy (B)	-818.53		
Total trading value (B)	23,490.39	-1.95%	36.95%

- Foreign investors net sold 818 billion dong in 9/9 session, API was "discharged" strongly through agreement. On HoSE, foreign investors had the 9th net selling session in a row with an increase of 6.7% compared to the previous session and at 515 billion dong, corresponding to a net selling volume of 7.2 million shares.



ETF & DERIVATIVES		1D	YTD
E1VFN30	24,280	0.12%	29.15%
FUEMAV30	17,090	0.77%	36.39%
FUESSV30	18,000	1.07%	35.34%
FUESSV50	21,100	-0.94%	33.54%
FUESSVFL	20,150	-2.37%	47.62%
FUEVFNVD	25,300	0.72%	47.09%
FUEVN100	18,260	0.27%	30.90%
VN30F2203	1,441.00	0.64%	
VN30F2112	1,440.80	0.86%	
VN30F2110	1,441.90	1.04%	
VN30F2109	1,446.00	1.04%	

CHANGE IN PRICE BY SECTOR


GLOBAL MARKET		1D	YTD
Nikkei	30,008.19	-0.26%	9.34%
Shanghai	3,693.13	0.49%	8.16%
Kospi	3,114.70	-1.53%	8.40%
Hang Seng	25,716.00	-1.40%	-5.27%
STI (Singapore)	3,071.70	0.09%	7.06%
SET (Thái Lan)	1,629.12	-0.69%	12.40%
Crude oil (\$/barrel)	69.41	0.19%	43.71%
Gold (\$/ounce)	1,796.85	0.42%	-5.61%

- China announced August CPI, Asian stocks fell. In Japan, the Nikkei 225 fell 0.26%. The Chinese market rose with Shanghai Composite up 0.49%, Shenzhen Component up 0.07%. Hong Kong's Hang Seng fell 1.4%. China's consumer price index (CPI) in August rose 0.8 percent year-on-year, lower than analysts' forecast for a 1 percent increase. The producer price index (PPI) in August increased by 9.5%, surpassing the forecast for an increase of 9%. South Korea's Kospi index fell 1.53%.

VIETNAM ECONOMY		1D (bps)	YTD (bps)
Vnibor	0.64%	0	51
Deposit interest 12M	5.60%	0	-20
5 year-Gov. Bond	0.98%	-14	-24
10 year-Gov. Bond	1.91%	9	-12
USD/VND	22,870	0	-1.33%
EUR/VND	27,567	0	-5.28%
CNY/VND	3,597	0	0.67%

- Vietnam's seafood exports to the EU market in the first 6 months of 2021 reached about 485.3 million USD and increased by 20% over the same period in 2020. This increase is much higher than the increase of 14.4% of the country's seafood exports.

EVENT CALENDER

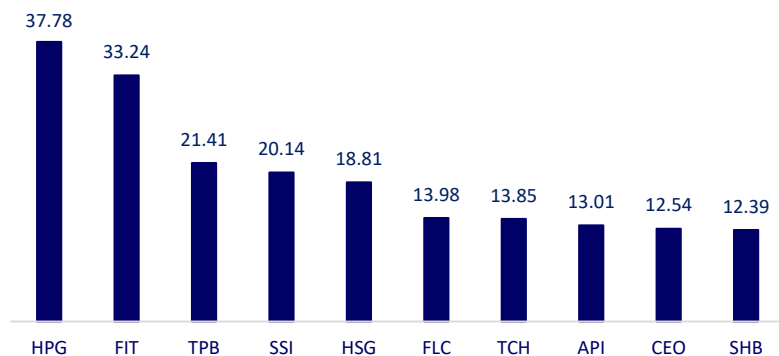
Ticker	Ex-right Date	Last register Date	Exercise Date	Type	Rate	Value
GIC	9/9/2021	9/10/2021	9/24/2021	Cash		500
DXG	9/9/2021	9/10/2021		Stock	15%	
TBC	9/9/2021	9/10/2021	9/24/2021	Cash		1,500
HAP	9/10/2021	9/13/2021	10/13/2021	Cash		600
SZL	9/10/2021	9/13/2021	9/30/2021	Cash		3,000
HTC	9/13/2021	9/14/2021	10/1/2021	Cash		300
C4G	9/14/2021	9/15/2021		Stock	6%	
CTT	9/14/2021	9/15/2021	9/28/2021	Cash		1,000

SELECTED NEWS

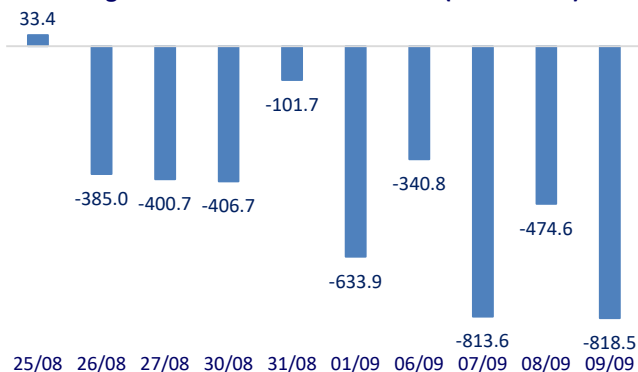
- Governor of the State Bank: Directed banks to strictly control credit flowing into real estate and securities
- Imposing a floor price on airfare: Need to assess the impact on airlines
- Seafood exports to the EU increased sharply thanks to the "leverage" of EVFTA
- The US will run out of budget if Congress does not raise the public debt ceiling
- China's producer prices continued to rise sharply by 9.5%
- Fed: US businesses are "stretching" under inflation pressure

	Close	1D	5D	Buying vol.	Selling vol.	Content
VCB	99,300	-0.40%	-0.10%	1,455,800	1,406,800	- TCB: Some management and related people will receive 1,213,104 ESOP shares. The transaction period is from September 13, 2021 to September 15, 2021.
BID	39,800	0.51%	2.05%	1,562,000	1,850,900	
CTG	32,400	0.78%	1.09%	13,859,700	15,197,800	
TCB	49,300	1.02%	2.07%	15,182,800	13,793,200	
VPB	63,400	2.26%	3.09%	11,198,100	11,280,000	
MBB	28,400	0.35%	1.79%	19,608,900	19,402,700	
HDB	26,400	-1.31%	2.92%	3,397,000	4,140,800	
TPB	37,800	4.71%	10.53%	22,997,100	18,125,900	
STB	27,350	0.18%	0.55%	26,823,100	19,926,000	
ACB	32,450	0.93%	1.41%	9,972,800	8,851,000	
NVL	103,200	-0.77%	-1.43%	3,247,000	2,823,900	- According plan for the 2021-2025 period, Da Nang City proposes to build 60,890 houses on an area of 2,419ha. Total investment capital for this plan is 101,490 billion VND.
KDH	40,500	1.25%	3.05%	2,991,800	3,270,300	
PDR	82,400	-2.14%	-3.85%	3,915,300	3,958,900	
GAS	88,600	0.91%	0.00%	848,700	812,500	- Crude oil prices turned slightly lower this morning, after gaining more than 1% in the previous session as oil producers unable to quickly return to production.
POW	12,100	1.68%	-2.81%	19,138,300	23,759,500	
PLX	50,600	2.64%	-0.39%	2,021,100	1,352,200	
VIC	91,300	-0.76%	-2.98%	4,474,000	3,740,100	- VHM: Reseaching 11 industrial park projects with a scale of 4,700 hectares, promoting office leasing associated with big projects
VHM	107,700	-0.19%	0.65%	16,823,900	14,737,700	
VRE	27,450	1.29%	-1.61%	7,433,200	6,557,700	
VNM	85,200	-0.23%	-1.62%	4,862,200	4,042,600	- VNM: Vinamilk - The only representative of Southeast Asia in the top of the most powerful and valuable global brands, worth \$2.4 billion
MSN	131,000	2.34%	-1.73%	2,015,700	1,482,900	
SAB	148,800	-0.73%	0.07%	193,500	209,200	
BVH	129,000	3.53%	2.79%	1,558,500	1,482,300	- PNJ: Asia Value Investment Limited sold 297,400 shares. Transaction date: August 31, 2021. The number of shares held after the transaction is 4,467,294 shares (1.96%)
VJC	129,000	3.53%	2.79%	1,558,500	1,482,300	
FPT	93,200	0.11%	0.87%	3,089,700	3,138,900	
MWG	118,900	6.73%	7.89%	3,952,600	3,568,300	
PNJ	90,500	4.99%	6.10%	2,115,400	1,658,300	
GVR	39,950	2.44%	-0.37%	7,446,600	7,797,500	
SSI	43,950	-0.68%	4.82%	31,606,000	45,315,800	
HPG	51,900	1.17%	5.49%	63,180,600	72,237,900	

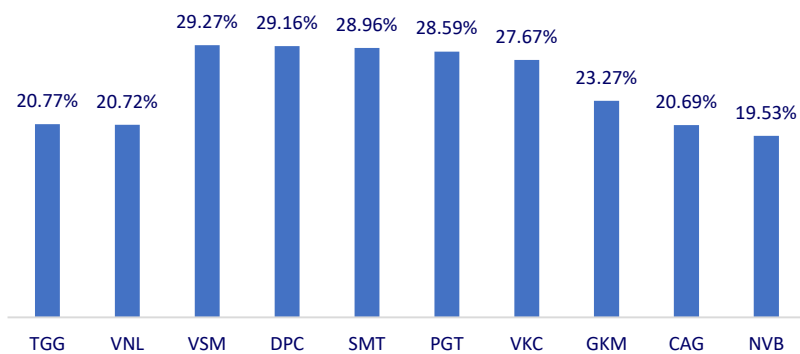
Top most traded tickers (Volume - in million)



Foreign net flow 10 nearest sessions (Billion VND)



Top increases in 3 consecutive sessions



Top decreases in 3 consecutive sessions

