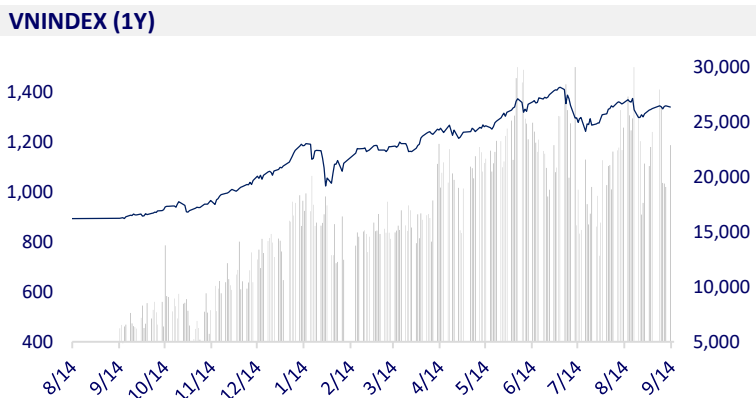
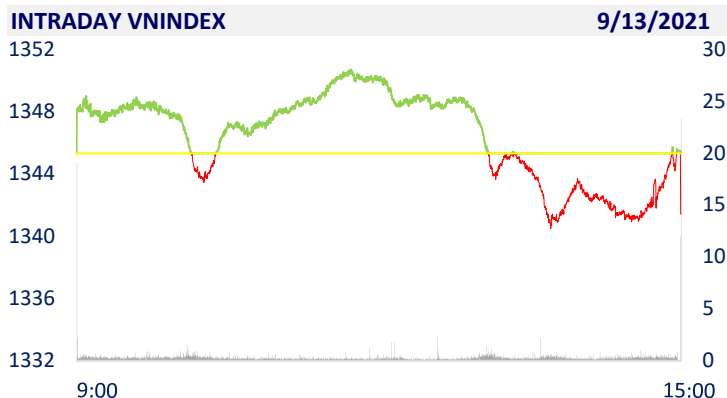
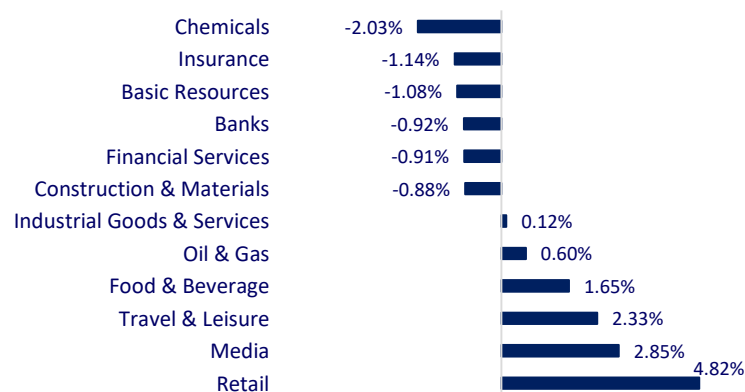


VIETNAM STOCK MARKET		1D	YTD
VN-INDEX	1,341.43	-0.29%	22.00%
VN30	1,444.99	-0.23%	36.53%
HNX	349.05	-0.29%	77.09%
UPCOM	95.26	-0.16%	29.03%
Net Foreign buy (B)	-292.82		
Total trading value (B)	29,002.28	18.73%	69.08%

- Foreign investors had the 11th consecutive net selling session on HoSE with a value increase of 46% compared to the previous session and at VND 293 billion, corresponding to a net selling volume of 11.5 million shares. In the past 11 trading sessions, foreign investors on this floor sold a total of 4,855 billion dong.



ETF & DERIVATIVES		1D	YTD
E1VFN30	24,300	-0.78%	29.26%
FUEMAV30	17,120	-0.06%	36.63%
FUESSV30	18,200	2.19%	36.84%
FUESSV50	21,200	0.00%	34.18%
FUESSVFL	20,410	0.49%	49.52%
FUEVFNVD	25,840	0.35%	50.23%
FUEVN100	18,350	0.27%	31.54%
VN30F2203	1,438.00	-0.46%	
VN30F2112	1,435.00	-0.73%	
VN30F2110	1,439.80	-0.35%	
VN30F2109	1,442.00	-0.35%	

CHANGE IN PRICE BY SECTOR


GLOBAL MARKET		1D	YTD
Nikkei	30,447.37	0.40%	10.94%
Shanghai	3,715.37	0.33%	8.81%
Kospi	3,127.86	0.07%	8.85%
Hang Seng	25,813.81	0.26%	-4.91%
STI (Singapore)	3,074.31	-0.79%	7.15%
SET (Thái Lan)	1,633.76	-0.10%	12.72%
Crude oil (\$/barrel)	70.11	-0.20%	45.16%
Gold (\$/ounce)	1,790.75	0.06%	-5.93%

- Asian stocks mostly, Hong Kong market fell the most in the region. In Japan, the Nikkei 225 gained 0.4%. The Chinese market was mixed with Shanghai Composite up 0.33%, Shenzhen Component down 0.447%. Hong Kong's Hang Seng fell 0.26%. South Korea's Kospi index rose 0.07%.

VIETNAM ECONOMY		1D (bps)	YTD (bps)
Vnibor	0.63%	-2	50
Deposit interest 12M	5.60%	0	-20
5 year-Gov. Bond	1.10%	13	-12
10 year-Gov. Bond	1.82%	-7	-21
USD/VND	22,865	0	-1.35%
EUR/VND	27,453	0	-5.67%
CNY/VND	3,597	0	0.67%

- Facing the current difficulties and obstacles that the FDI business community is facing, leaders of many FDI enterprises have made many recommendations to expect the localities as well as the Government to consider, solve and create favorable conditions for them. for efficient production and business, especially after the epidemic is under control.

EVENT CALENDER

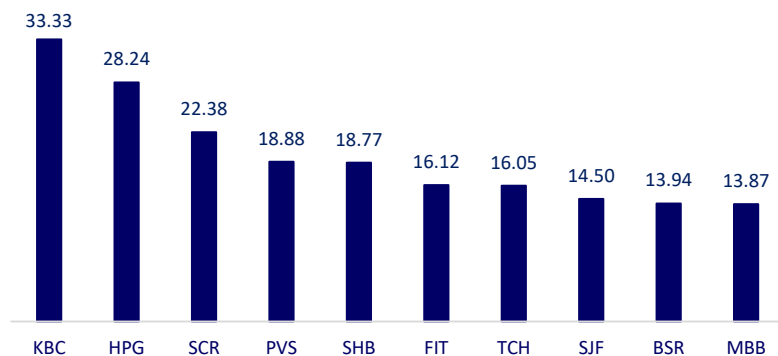
Ticker	Ex-right Date	Last register Date	Exercise Date	Type	Rate	Value
HTC	9/13/2021	9/14/2021	10/1/2021	Cash		300
C4G	9/14/2021	9/15/2021		Stock	6%	
CTT	9/14/2021	9/15/2021	9/28/2021	Cash		1,000
VHM	9/15/2021	9/16/2021	10/1/2021	Cash		1,500
VHM	9/15/2021	9/16/2021		Stock	30%	
GDT	9/16/2021	9/17/2021	9/30/2021	Cash		2,000
SZC	9/17/2021	9/20/2021	10/11/2021	Cash		1,000
BTP	9/17/2021	9/20/2021	10/29/2021	Cash		1,100

SELECTED NEWS

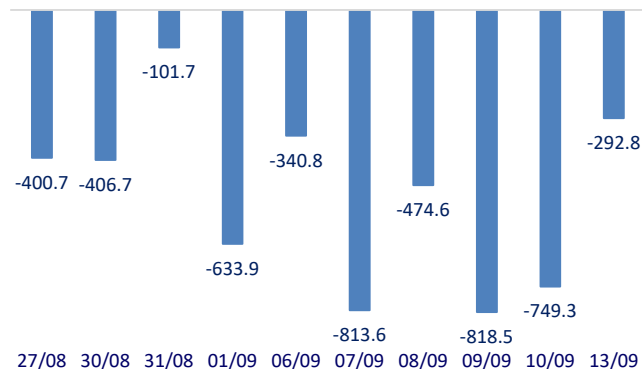
- Dong Nai will open its economy after September 15 in 2 phases
- Troubleshooting for a 4 billion USD project in Bac Lieu
- Retaining FDI enterprises: FDI enterprises recommend many important policies
- The global transportation industry is under the control of a few "big guys" causing many difficulties
- 'New sectors' in US-China strategic competition
- A new outbreak broke out in China due to the Delta mutation

	Close	1D	5D	Buying vol.	Selling vol.	Content
VCB	98,100	-1.11%	-1.90%	1,731,200	1,864,100	- VPB: Resolution of the Board of Directors on the issue of shares to existing shareholders at the rate of 80% with the expected issuance volume of nearly 2 billion shares.
BID	39,150	-1.26%	0.13%	2,526,600	2,832,600	
CTG	31,850	-1.39%	-0.62%	13,484,900	14,743,000	
TCB	48,950	-0.71%	0.00%	10,325,000	12,546,100	
VPB	64,800	0.31%	6.06%	12,634,000	17,316,100	
MBB	27,900	-1.06%	-1.41%	21,043,600	24,966,500	
HDB	25,200	-2.70%	-4.36%	4,693,300	4,276,200	
TPB	38,100	1.87%	9.48%	11,152,600	13,752,200	
STB	26,900	-1.10%	-2.36%	16,136,300	18,849,800	
ACB	31,900	-1.24%	-0.47%	8,230,500	9,085,100	- Thai Nguyen proposed to supplement the list of 312 projects that need land more than 3,600ha in 2021, including many large-scale urban and housing projects.
NVL	103,000	-0.29%	-1.72%	3,145,800	3,257,700	
KDH	41,250	1.73%	0.73%	9,094,100	8,666,000	
PDR	80,500	-2.19%	-6.40%	4,432,800	4,163,200	
GAS	88,600	0.00%	-1.99%	833,200	1,309,100	- PLX: From August 6 to September 3, ENEOS Corporation bought 2.7 million shares of PLX, increasing its holding ratio to 5.08% or 65.7 million shares.
POW	11,850	-2.07%	-4.44%	17,836,100	26,800,600	
PLX	50,300	-0.40%	-1.57%	2,754,700	2,291,900	
VIC	92,000	0.77%	-3.16%	2,946,200	3,464,900	- VIC and VHM were the top stocks that were sold the most by foreign investors in today's session with the value of 182 billion dong and 162 billion dong, respectively
VHM	107,000	-0.47%	-1.29%	13,463,400	15,879,900	
VRE	27,900	-0.36%	-0.71%	7,071,200	10,122,700	
VNM	87,200	0.81%	0.46%	5,888,600	5,523,500	- MSN: Separating the bran segment contributed 80% of Masan MEATLife's revenue and raised more than VND 7,000 billion
MSN	130,600	0.46%	-0.38%	2,232,400	1,936,100	
SAB	161,500	6.67%	8.24%	1,632,500	1,560,000	
BVH	128,000	-1.39%	1.83%	1,121,200	1,341,100	- VIC: Director of the Civil Aviation Authority of Vietnam Dinh Viet Thang has sent a written report to the Ministry of Transport to approve the plan to operate regular domestic passenger routes during the epidemic prevention period. Currently, only a few cargo flights are allowed.
VJC	128,000	-1.39%	1.83%	1,121,200	1,341,100	
FPT	93,000	-0.53%	-2.00%	3,025,300	3,322,400	
MWG	125,000	5.13%	12.61%	4,071,200	3,221,900	
PNJ	92,000	-2.13%	6.36%	688,400	1,011,600	
GVR	37,700	-4.07%	-4.07%	12,255,800	12,339,300	
SSI	43,600	-0.46%	6.07%	19,076,300	20,787,300	
HPG	50,800	-1.36%	-0.78%	43,556,500	45,937,600	

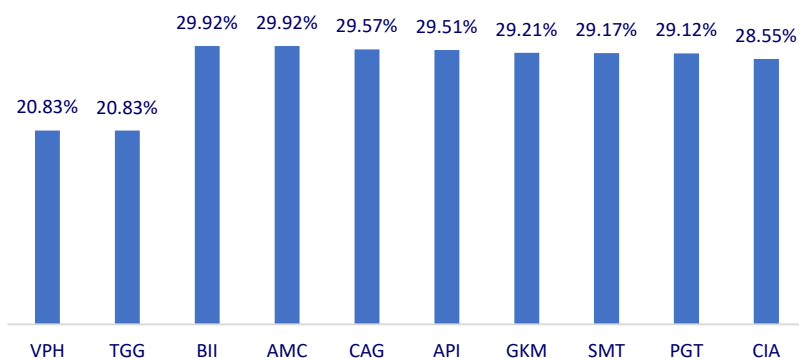
Top most traded tickers (Volume - in million)



Foreign net flow 10 nearest sessions (Billion VND)



Top increases in 3 consecutive sessions



Top decreases in 3 consecutive sessions

