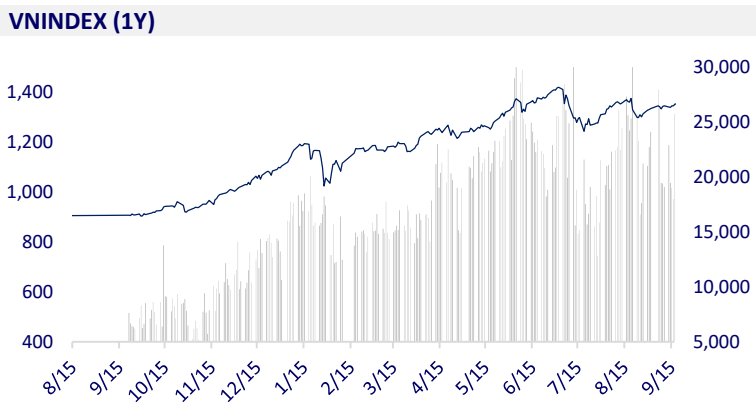
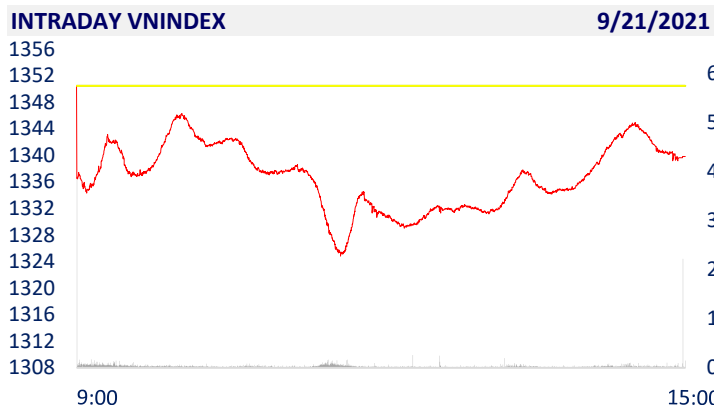
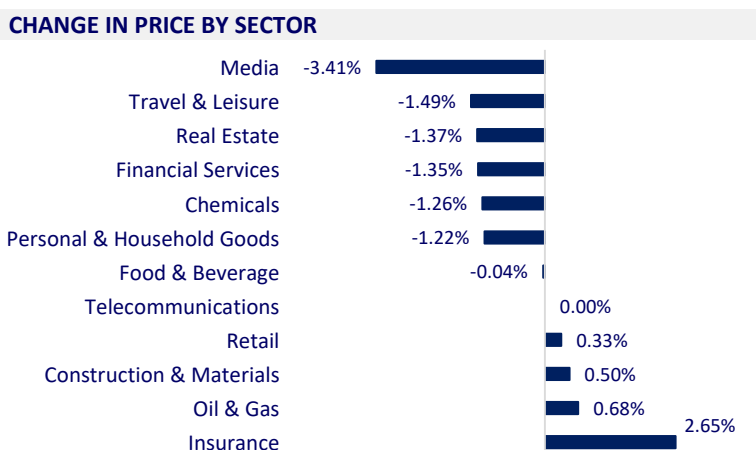


VIETNAM STOCK MARKET		1D	YTD
VN-INDEX	1,339.84	-0.79%	21.86%
VN30	1,446.22	-0.85%	36.64%
HNX	358.98	0.03%	82.13%
UPCOM	96.77	-0.70%	31.07%
Net Foreign buy (B)	-415.27		
Total trading value (B)	29,585.91	-5.29%	72.48%

- Foreign investors turned negative again when they bought 33.4 million shares, worth 1,251 billion dong, while selling 43.8 million shares, worth 1,622 billion dong. Total net selling volume was at 10.4 million shares, equivalent to a net selling value of VND 415 billion.



ETF & DERIVATIVES		1D	YTD
E1VFN30	24,850	-0.56%	32.18%
FUEMAV30	17,050	-1.33%	36.07%
FUESSV30	18,600	4.44%	39.85%
FUESSV50	21,500	-0.46%	36.08%
FUESSVFL	20,400	-1.26%	49.45%
FUEVFN30	25,500	-2.60%	48.26%
FUEVN100	18,090	-1.68%	29.68%
VN30F2203	1,436.50	-0.86%	
VN30F2112	1,442.90	-0.76%	
VN30F2110	1,440.00	-0.83%	
VN30F2109	1,449.80	0.00%	



GLOBAL MARKET		1D	YTD
Nikkei	29,839.71	-0.34%	8.73%
Shanghai	3,613.97	0.00%	5.84%
Kospi	3,140.51	0.00%	9.29%
Hang Seng	24,221.54	1.32%	-10.78%
STI (Singapore)	3,063.20	0.71%	6.76%
SET (Thái Lan)	1,614.86	0.74%	11.42%
Crude oil (\$/barrel)	70.89	0.28%	46.77%
Gold (\$/ounce)	1,767.65	0.16%	-7.14%

- Asian stocks mixed, investors watched Evergrande. The Japanese market is trading again after a holiday on September 20. Nikkei 225 fell 0.34%. Mainland China and Korean markets are on holiday. Hong Kong's Hang Seng Index rose 1.32% after plunging more than 3% in the previous session. Hong Kong-listed Evergrande shares fell 0.44%, while the Hang Seng Properties real estate index rose 2.97%.

VIETNAM ECONOMY		1D (bps)	YTD (bps)
Vnibor	0.64%	0	51
Deposit interest 12M	5.60%	0	-20
5 year-Gov. Bond	1.11%	3	-11
10 year-Gov. Bond	1.84%	-2	-19
USD/VND	22,860	0	-1.37%
EUR/VND	27,324	0	-6.11%
CNY/VND	3,590	0	0.48%

- According to the data released by the SBV, as of August 31, 2021, credit institutions have exempted, reduced or lowered interest rates for over 1.13m customers with outstanding loans of over VND 1.58m billion; New loans with lower interest rates than before the epidemic with accumulated sales from January 23, 2020 to date reaching VND 4.46m billion for 628,662 customers.

**EVENT CALENDER**

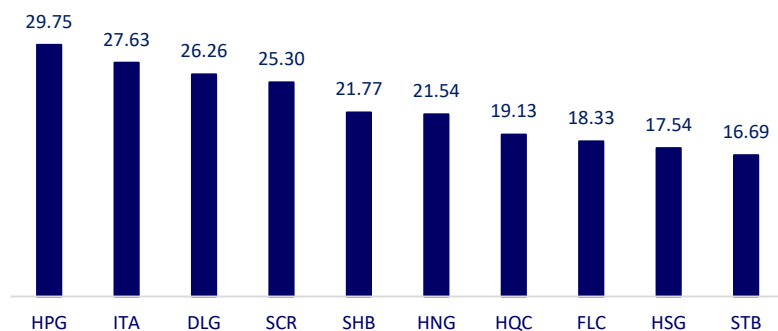
Ticker	Ex-right Date	Last register Date	Exercise Date	Type	Rate	Value
STP	9/21/2021	9/22/2021	10/11/2021	Cash		800
ALT	9/21/2021	9/22/2021	10/12/2021	Cash		700
LBM	9/21/2021	9/22/2021	10/8/2021	Cash		1,500
TMP	9/23/2021	9/24/2021	10/5/2021	Cash		1,230
DQC	9/24/2021	9/27/2021	3/31/2021	Cash		600
CNG	9/29/2021	9/30/2021	10/20/2021	Cash		2,000
HLD	9/30/2021	10/1/2021	10/11/2021	Cash		2,500
ABS	9/30/2021	10/1/2021	10/15/2021	Cash		500

## SELECTED NEWS

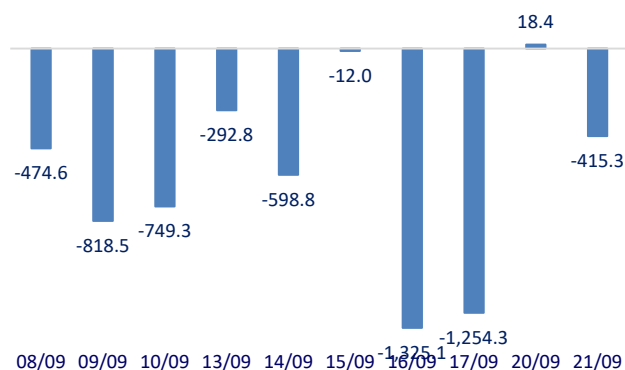
- From Jan.23, 2020 to Aug.31, 2021, banks have exempted, reduced, and lowered interest rates for customers about VND26,000b.
- Planning for public investment in 2022: There must be a priority choice
- Accelerating the preparation of the Ho Chi Minh City - Chon Thanh expressway worth 24,274 billion VND
- EU, UK and Germany welcome the US to ease travel restrictions
- UK: Gas prices hit a record, prompting an emergency meeting of the government
- Evergrande is not the only reason why US stocks sold off on September 20

	Close	1D	5D	Buying vol.	Selling vol.	Content
VCB	98,000	-1.61%	-0.31%	1,415,500	1,448,500	- TCB: Changed the maximum foreign ownership ratio from 22.49% to 22.47% due to ESOP issuance. Effective from September 15, 2021. - HDB: Distributed more than 398.4 million shares due to dividend payment in shares at the rate of 25%, bringing the total number of outstanding shares to more than 1,992.2 million shares.
BID	39,650	-0.63%	2.45%	3,636,300	2,787,000	
CTG	31,500	-1.10%	0.96%	18,062,000	12,732,800	
TCB	50,400	-0.59%	3.92%	19,029,200	17,652,400	
VPB	66,900	-0.89%	4.69%	10,748,800	12,373,300	
MBB	28,000	-0.88%	1.45%	18,135,600	19,836,000	
HDB	25,550	-0.58%	3.02%	3,465,800	3,537,400	
TPB	40,000	-0.25%	6.38%	11,614,000	10,204,600	
STB	26,800	-1.11%	0.56%	28,313,200	21,948,700	
ACB	31,800	-0.93%	0.95%	8,233,600	7,678,800	
NVL	103,000	0.00%	0.00%	2,677,000	3,851,900	- PDR: is expected to issue 2,700 bonds to professional investors, with par value of VND 100 million/bond, with the goal of raising VND 270 billion.
KDH	41,750	-1.07%	1.21%	4,738,700	4,442,800	
PDR	81,600	-1.57%	1.37%	4,151,000	4,330,700	- Gas price today (September 21) increased by more than 0.5% to 4.98 USD/mmbTU for natural gas contract delivered in October 2021 at 10:45 am (Vietnam time).
GAS	88,200	-0.68%	-0.90%	2,633,900	2,419,300	
POW	11,650	-0.85%	1.30%	21,070,000	20,508,000	- VIC: On September 20th, nearly 423 million VIC shares will be listed additionally, then officially traded from September 24th.
PLX	49,600	-0.80%	-1.00%	2,178,500	1,632,600	
VIC	85,600	-1.27%	-6.96%	6,803,600	7,371,600	- MSN: announced the completion of the acquisition of 70% shares of Mobicast JSC with a total cash value of VND 295.5 billion, initially expanding into telecommunications.
VHM	77,500	-3.00%	-4.50%	20,886,100	20,789,400	
VRE	28,400	-3.07%	0.35%	18,124,100	12,674,500	- HPG: Hoa Phat construction steel sales volume in August 2021 reached 268,000 tons, down more than 26% compared to July and down nearly 17% over the same period. Accumulating 8 months, Hoa Phat construction steel reached nearly 2.5 million tons, up 16%. With this result, Hoa Phat's market share has increased to 37%, 9% higher than at the beginning of the year.
VNM	88,800	0.11%	2.07%	6,388,400	6,398,200	
MSN	143,500	0.35%	5.90%	2,708,000	2,182,200	- HPG: Hoa Phat construction steel sales volume in August 2021 reached 268,000 tons, down more than 26% compared to July and down nearly 17% over the same period. Accumulating 8 months, Hoa Phat construction steel reached nearly 2.5 million tons, up 16%. With this result, Hoa Phat's market share has increased to 37%, 9% higher than at the beginning of the year.
SAB	158,000	-0.19%	-4.82%	283,500	222,800	
BVH	123,500	-0.56%	-1.83%	682,000	979,400	- HPG: Hoa Phat construction steel sales volume in August 2021 reached 268,000 tons, down more than 26% compared to July and down nearly 17% over the same period. Accumulating 8 months, Hoa Phat construction steel reached nearly 2.5 million tons, up 16%. With this result, Hoa Phat's market share has increased to 37%, 9% higher than at the beginning of the year.
VJC	123,500	-0.56%	-1.83%	682,000	979,400	
FPT	93,500	-0.95%	-0.32%	5,656,200	4,549,800	- HPG: Hoa Phat construction steel sales volume in August 2021 reached 268,000 tons, down more than 26% compared to July and down nearly 17% over the same period. Accumulating 8 months, Hoa Phat construction steel reached nearly 2.5 million tons, up 16%. With this result, Hoa Phat's market share has increased to 37%, 9% higher than at the beginning of the year.
MWG	123,800	0.65%	-0.56%	2,333,800	2,626,200	
PNJ	90,100	-0.99%	1.24%	910,300	764,500	- HPG: Hoa Phat construction steel sales volume in August 2021 reached 268,000 tons, down more than 26% compared to July and down nearly 17% over the same period. Accumulating 8 months, Hoa Phat construction steel reached nearly 2.5 million tons, up 16%. With this result, Hoa Phat's market share has increased to 37%, 9% higher than at the beginning of the year.
GVR	36,400	-2.67%	-4.21%	11,749,600	11,004,200	
SSI	42,100	-1.64%	-0.94%	16,953,000	17,471,600	- HPG: Hoa Phat construction steel sales volume in August 2021 reached 268,000 tons, down more than 26% compared to July and down nearly 17% over the same period. Accumulating 8 months, Hoa Phat construction steel reached nearly 2.5 million tons, up 16%. With this result, Hoa Phat's market share has increased to 37%, 9% higher than at the beginning of the year.
HPG	50,800	-0.97%	0.99%	51,554,600	49,764,400	

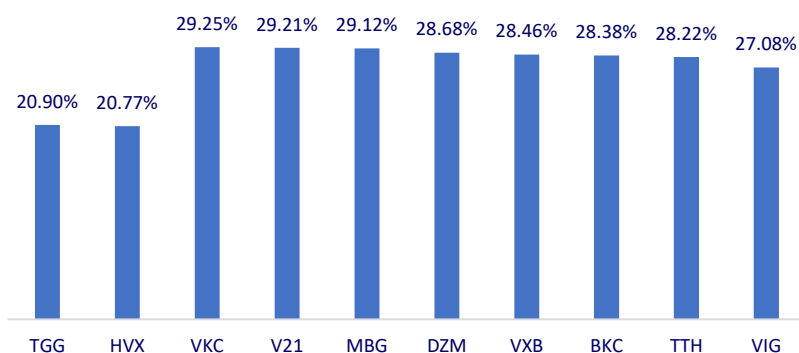
Top most traded tickers (Volume - in million)



Foreign net flow 10 nearest sessions (Billion VND)



Top increases in 3 consecutive sessions



Top decreases in 3 consecutive sessions

