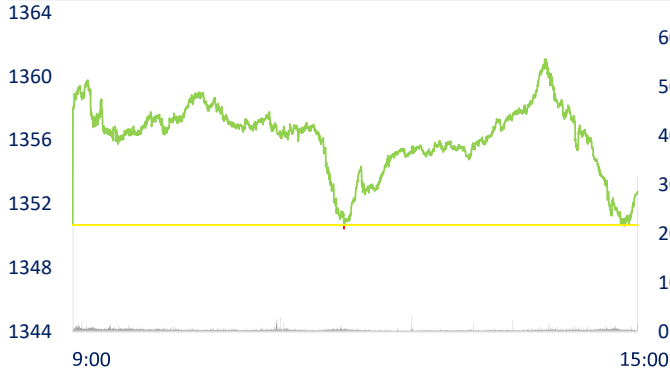
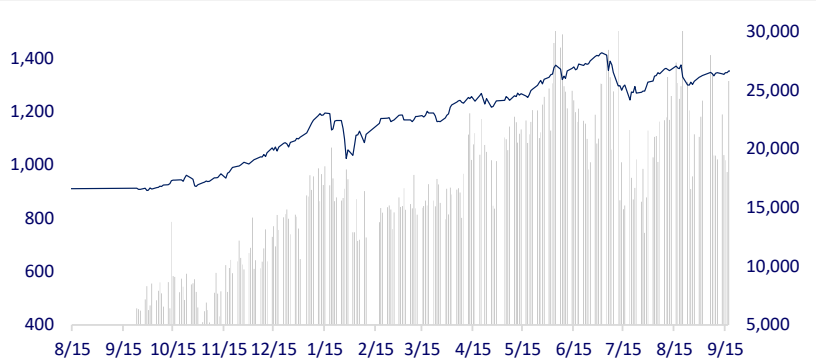
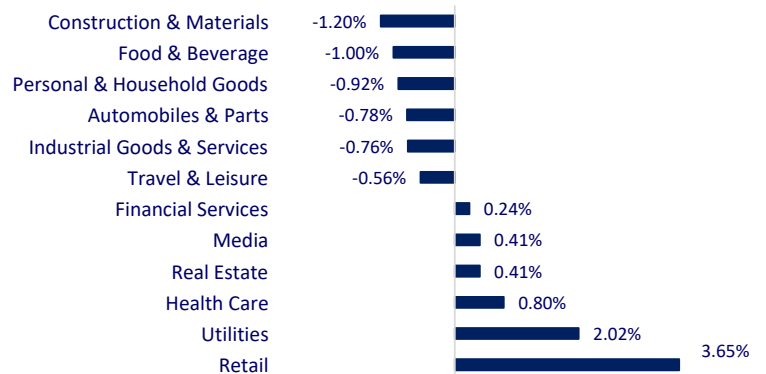


VIETNAM STOCK MARKET		1D	YTD
VN-INDEX	1,352.76	0.15%	23.04%
VN30	1,458.23	0.34%	37.78%
HNX	361.02	-0.66%	83.17%
UPCOM	98.37	0.74%	33.24%
Net Foreign buy (B)	-405.97		
Total trading value (B)	29,438.05	18.94%	71.62%

- Foreign investors still maintained a net selling circuit in the whole market, with a total net selling value of 406 billion dong. Statistics show that HPG, KBC, DGC, MSN were strongly sold by foreign investors while MBB and CTG, VND continued to be net bought.

INTRADAY VNINDEX 9/23/2021

VNINDEX (1Y)

ETF & DERIVATIVES 1D YTD

E1VFN30	24,840	1.39%	32.13%
FUEMAV30	17,150	0.29%	36.87%
FUESSV30	18,300	2.75%	37.59%
FUESSV50	21,300	-1.84%	34.81%
FUESSVFL	20,270	-0.15%	48.50%
FUEVFN30	26,120	1.99%	51.86%
FUEVN100	18,420	0.55%	32.04%
VN30F2203	1,443.40	0.62%	
VN30F2112	1,446.70	0.33%	
VN30F2110	1,450.00	0.64%	
VN30F2109	1,449.80	0.00%	

CHANGE IN PRICE BY SECTOR

GLOBAL MARKET 1D YTD

Nikkei	29,639.40	0.00%	8.00%
Shanghai	3,642.22	0.38%	6.67%
Kospi	3,127.58	-0.41%	8.84%
Hang Seng	24,510.98	-0.76%	-9.71%
STI (Singapore)	3,076.44	0.93%	7.22%
SET (Thái Lan)	1,631.15	0.71%	12.54%
Crude oil (\$/barrel)	71.77	-0.82%	48.59%
Gold (\$/ounce)	1,775.95	0.71%	-6.71%

- Asian stocks were mixed, Evergrande shares rose 17% after a series of strong selling days. Japanese market holiday. The Chinese market rose with Shanghai Composite up 0.38%, Shenzhen Component up 0.772%. Hong Kong market trading again after the holiday on September 22, Hang Seng fell 0.76%. South Korea's Kospi index fell 0.41%.

VIETNAM ECONOMY 1D (bps) YTD (bps)

Vnibor	0.68%	0	55
Deposit interest 12M	5.60%	0	-20
5 year-Gov. Bond	1.01%	-16	-21
10 year-Gov. Bond	1.93%	6	-10
USD/VND	22,865	0	-1.35%
EUR/VND	27,039	0	-7.09%
CNY/VND	3,596	0	0.64%

- Export turnover in the first half of September reached nearly 11.6b USD, down more than 27% MoM. In which, phones and components saw the biggest decrease, 26%, equivalent to 838m USD. Computers, electronic products & components saw the second decrease in export, nearly 25%, equivalent to 645m USD. Export turnover of iron and steel of all kinds had the strongest decrease rate (more than 49%) but still ranked 3rd in value (473m USD).

EVENT CALENDER

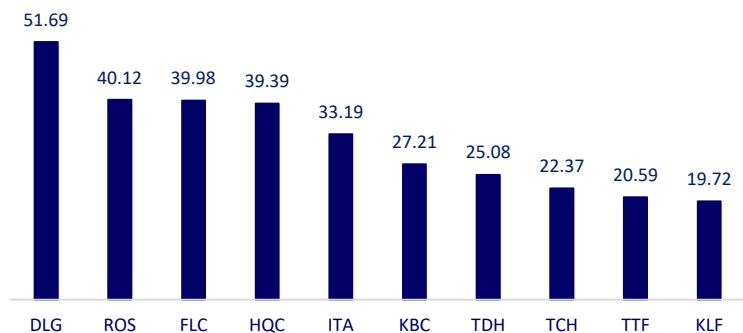
Ticker	Ex-right Date	Last register Date	Exercise Date	Type	Rate	Value
TMS	9/23/2021	9/24/2021		Stock	15%	
TMS	9/23/2021	9/24/2021	10/8/2021	Cash		500
SBV	9/23/2021	9/24/2021	10/22/2021	Cash		1,200
TMP	9/23/2021	9/24/2021	10/5/2021	Cash		1,230
DQC	9/24/2021	9/27/2021	3/31/2021	Cash		600
CNG	9/29/2021	9/30/2021	10/20/2021	Cash		2,000
HLD	9/30/2021	10/1/2021	10/11/2021	Cash		2,500
ABS	9/30/2021	10/1/2021	10/15/2021	Cash		500

SELECTED NEWS

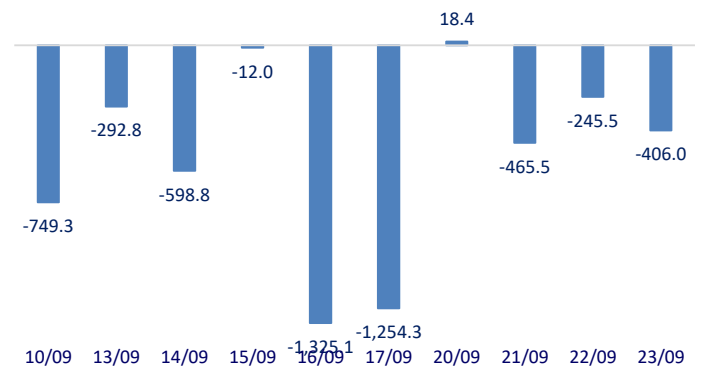
- The Ministry of Finance proposes tax exemption for business households and individuals affected by the Covid-19 epidemic
- Behind the forecast that about 16 million Vietnamese people will not have a pension by 2030
- Export turnover in the first half of September decreased by more than 27% and had a trade deficit of more than 1.5 billion USD
- China net injected 17 billion USD into the financial system
- Taiwan applies to join the CPTPP
- Indonesia struggles to control the budget 'mountain of debt'

	Close	1D	5D	Buying vol.	Selling vol.	Content
VCB	99,500	0.00%	1.43%	1,099,200	1,463,000	- MBB: announced the transaction results of Deputy General Director Le Quoc Minh. This individual sold 2 million MBB shares from August 25 to September 20 by order-matching method. After the transaction, Mr. Minh reduced his ownership from 0.08% to 0.03%, equivalent to more than 1.1 million MBB shares.
BID	39,450	-0.38%	0.13%	2,100,200	2,520,700	
CTG	31,600	0.80%	-0.16%	14,274,600	15,104,500	
TCB	50,200	-0.59%	2.24%	11,942,100	17,602,800	
VPB	67,000	0.30%	3.08%	8,309,800	8,869,100	
MBB	27,900	-0.36%	0.36%	19,085,900	22,078,200	
HDB	25,400	-0.20%	1.20%	2,926,100	3,367,200	
TPB	41,550	3.62%	7.50%	31,636,300	25,106,900	
STB	26,600	-0.37%	-0.56%	20,885,200	21,624,900	
ACB	31,600	0.00%	0.96%	10,091,000	7,396,500	
NVL	103,000	-0.10%	-0.10%	2,817,900	3,597,100	- PNVL: approved the plan to issue a maximum of VND 500 billion of bonds secured by NVL shares and other assets (if necessary) owned by Novagroup and other individuals/organizations.
KDH	42,000	0.00%	-1.64%	2,595,300	3,456,900	
PDR	80,600	-0.49%	-1.47%	3,319,300	3,282,600	
GAS	90,600	2.49%	-2.16%	2,171,700	2,080,700	- GAS: PV Gas cooperates with US enterprises to invest in the project of LNG Son My port depot of 1.3 billion USD
POW	11,750	-0.42%	-0.42%	13,885,900	22,070,800	
PLX	50,200	0.20%	-1.57%	2,364,600	1,718,800	
VIC	87,100	1.16%	-0.80%	3,828,700	4,678,300	- VIC: VinFast launched a series of special policies to support apartment buildings to install electric vehicle charging stations.
VHM	79,300	1.67%	-1.00%	10,420,100	8,203,400	
VRE	28,900	1.58%	-3.67%	6,361,800	5,457,400	
VNM	90,800	-0.77%	5.09%	8,231,400	7,907,000	- MSN: Record profit after returning to Masan, NET Detergent closes the list of paying dividends in cash at the rate of 60%
MSN	145,000	-1.36%	-3.20%	1,578,300	1,737,300	
SAB	158,200	0.13%	-1.74%	172,600	198,500	
BVH	123,700	0.32%	-1.83%	781,900	820,000	- HPG: has just approved the capital contribution to establish Hoa Phat Appliance Appliances Joint Stock Company with charter capital of VND 1,000 billion to manage investment, production and trading activities of refrigeration and household electrical products.
VJC	123,700	0.32%	-1.83%	781,900	820,000	
FPT	93,100	-0.11%	-1.69%	3,150,400	2,864,800	
MWG	132,000	5.01%	6.80%	4,312,500	3,678,600	
PNJ	92,200	-0.97%	-0.86%	903,800	800,500	
GVR	37,200	0.54%	-3.13%	6,176,900	7,504,300	
SSI	41,900	0.24%	-1.41%	10,621,300	12,144,000	
HPG	51,000	0.20%	-0.58%	30,363,700	43,434,800	

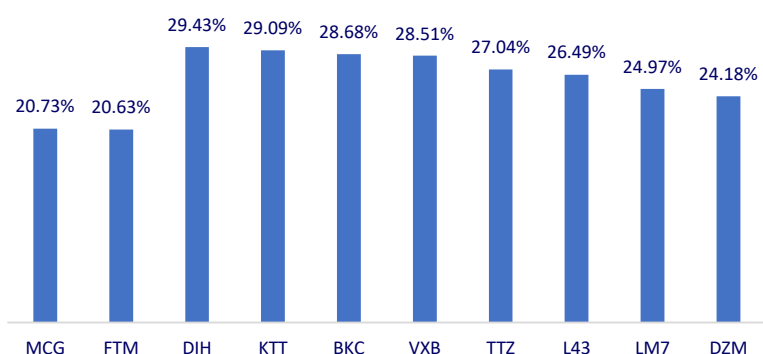
Top most traded tickers (Volume - in million)



Foreign net flow 10 nearest sessions (Billion VND)



Top increases in 3 consecutive sessions



Top decreases in 3 consecutive sessions

