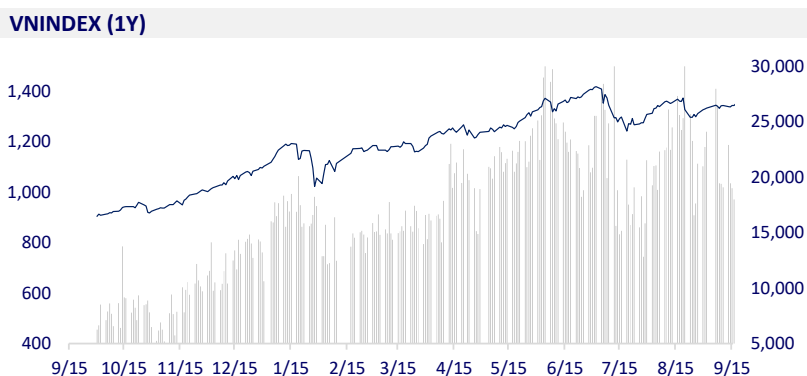
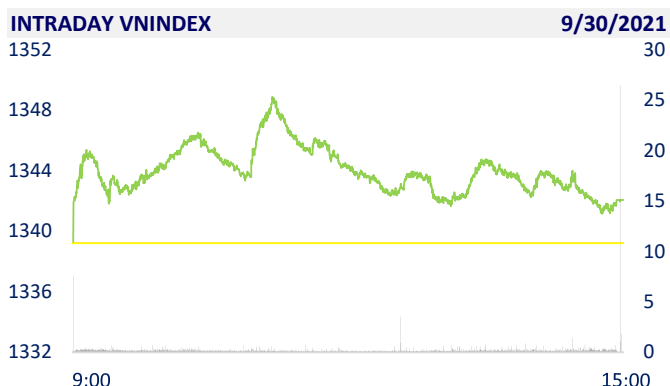
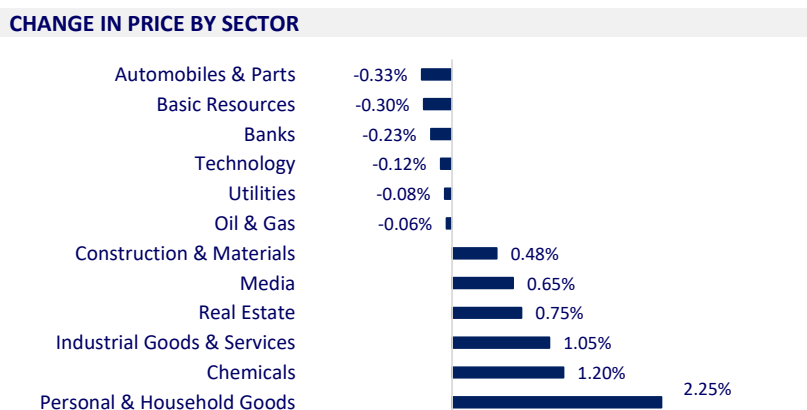


VIETNAM STOCK MARKET		1D	YTD
VN-INDEX	1,342.06	0.21%	22.06%
VN30	1,453.76	0.22%	37.36%
HNX	357.33	0.86%	81.29%
UPCOM	96.56	0.65%	30.79%
Net Foreign buy (B)	<b>-166.54</b>		
Total trading value (B)	18,779.94	<b>-11.34%</b>	9.48%

- Foreign investors' trade was still quite negative as this capital flow continued to be a net selling on HoSE and UPCoM, while only a slight net buying on HNX. For the whole market, foreign investors bought 27.6 million shares, worth 1,296 billion VND, while selling 34 million shares, worth 1,466 billion VND. Total net selling volume was at 6.56 million shares, equivalent to a net selling value of VND166 billion



ETF & DERIVATIVES		1D	YTD
E1VFN30	24,550	0.61%	30.59%
FUEMAV30	17,140	0.23%	36.79%
FUESSV30	18,490	3.82%	39.02%
FUESSV50	21,300	<b>-0.93%</b>	34.81%
FUESSVFL	20,300	0.20%	48.72%
FUEVFN30	26,250	1.47%	52.62%
FUEVN100	18,350	0.88%	31.54%
VN30F2203	1,444.80	0.01%	
VN30F2112	1,447.80	0.19%	
VN30F2111	1,451.00	0.28%	
VN30F2110	1,452.00	0.19%	



GLOBAL MARKET		1D	YTD
Nikkei	29,452.66	0.19%	7.32%
Shanghai	3,568.17	0.90%	4.50%
Kospi	3,068.82	0.28%	6.80%
Hang Seng	24,575.64	0.92%	<b>-9.47%</b>
STI (Singapore)	3,086.70	0.40%	7.58%
SET (Thái Lan)	1,605.68	<b>-0.70%</b>	10.79%
Crude oil (\$/barrel)	74.64	<b>-0.21%</b>	54.53%
Gold (\$/ounce)	1,724.25	<b>-0.33%</b>	<b>-9.42%</b>

- China announced September PMI, Asian stocks mostly rose. In Japan, the Nikkei 225 fell 0.19%. The Chinese market rose with Shanghai Composite up 0.9%, Shenzhen Component up 1.634%. Hong Kong's Hang Seng increased by 0.92%. South Korea's Kospi index rose 0.28%.

VIETNAM ECONOMY		1D (bps)	YTD (bps)
Vnibor	0.67%	<b>-1</b>	54
Deposit interest 12M	5.60%	0	<b>-20</b>
5 year-Gov. Bond	0.99%	<b>-20</b>	<b>-23</b>
10 year-Gov. Bond	1.90%	<b>-2</b>	<b>-13</b>
USD/VND	22,860	0	<b>-1.37%</b>
EUR/VND	26,977	0	<b>-7.31%</b>
CNY/VND	3,591	0	0.50%

- According to the report of the People's Committee of Da Nang City, the local public investment capital plan in 2021 assigned by the National Assembly and the Prime Minister is VND 6,935.11 billion and VND 9,530,036 billion assigned by the City Council. The total disbursement value of public investment capital in 2021 adjusted to September 30, 2021 is estimated at 3,500 billion VND, reaching 50.5% of the plan assigned by the Central Government.

**EVENT CALENDER**

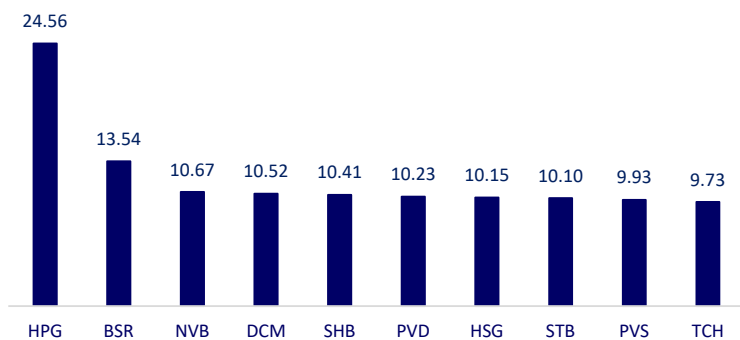
Ticker	Ex-right Date	Last register Date	Exercise Date	Type	Rate	Value
POW	9/30/2021	10/1/2021	11/4/2021	Cash		200
HLD	9/30/2021	10/1/2021	10/11/2021	Cash		2,500
CLL	9/30/2021	10/1/2021	10/14/2021	Cash		2,200
ABS	9/30/2021	10/1/2021	10/15/2021	Cash		500
TNG	9/30/2021	10/1/2021		Stock	8%	
SVT	10/1/2021	10/4/2021	10/19/2021	Cash		2,000
PPS	10/1/2021	10/4/2021	10/21/2021	Cash		1,000
SC5	10/4/2021	10/5/2021	10/21/2021	Cash		2,000
BPC	10/5/2021	10/6/2021	10/29/2021	Cash		800
API	10/5/2021	10/6/2021	10/29/2021	Cash		300

## SELECTED NEWS

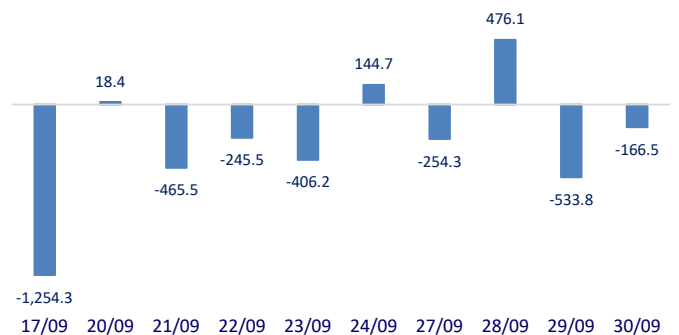
- The State Bank began to worry about inflation risks
- Da Nang proposes to transfer more than 268 billion of public investment capital to 2022
- Deputy Governor: The ratio of on-balance sheet and potential bad debt may increase to approximately 8% by the end of this year
- The Korean government considers the possibility of joining the CPTPP
- The US House of Representatives passed a suspension of the debt ceiling, preventing the US government from defaulting on its debt
- Fed Chairman: Inflation expected to persist into 2022

	Close	1D	5D	Buying vol.	Selling vol.	Content
VCB	97,200	-1.32%	-2.31%	2,028,000	2,030,400	- Up to now, the Vietnam stock market has recorded 5 enterprises with charter capital of over 40,000 billion dong, corresponding to the number of listed shares of over 4 billion units. In which, CTG leads the stock market with charter capital of over 48,058 billion dong. Next is HPG with 44,729 billion dong. In third place is VHM with VND 43,543 billion. BID and GVR have chartered capital of VND 40,220 billion and VND 40,000 billion respectively.
BID	39,450	-1.13%	0.00%	2,307,400	2,636,900	
CTG	30,400	0.00%	-3.80%	12,225,400	12,224,800	
TCB	49,600	0.40%	-1.20%	9,954,000	11,527,600	
VPB	65,900	-0.15%	-1.64%	9,392,800	11,198,100	
MBB	27,850	0.18%	-0.18%	12,214,000	15,811,200	
HDB	25,400	0.00%	0.00%	4,112,500	3,922,100	
TPB	41,600	0.48%	0.12%	9,737,200	12,800,200	
STB	25,700	-0.39%	-3.38%	16,694,200	17,932,800	
ACB	31,550	0.64%	-0.16%	8,513,900	7,302,400	
NVL	102,000	0.00%	-0.97%	1,223,900	1,922,600	- NVL: just approved the capital contribution to Khanh An Real Estate. NVL will contribute VND 1,000 billion, after completing capital contribution, NVL will own 57.88% of the capital.
KDH	41,600	0.00%	-0.95%	1,643,500	2,800,100	- Oil prices fell on Wednesday (September 29) after crude inventories in the USA rose more than expected, even as OPEC plans to take a deliberate approach to replenish the market.
PDR	81,800	0.74%	1.49%	3,768,100	3,377,100	
GAS	97,000	0.21%	7.06%	2,189,800	2,419,300	
POW	11,950	-0.42%	3.40%	19,035,700	31,849,200	- VIC: Vinpearl has successfully offered USD 425 million of sustainable bonds with the option to receive VIC shares
PLX	51,600	-0.77%	2.79%	1,822,500	2,843,000	
VIC	88,000	1.50%	1.03%	4,951,800	7,275,300	- VNM continued to be the strongest net buying by foreign investors in today's session with a value of 82 billion dong.
VHM	78,300	0.13%	-1.26%	7,337,900	6,808,500	
VRE	29,100	2.83%	0.69%	8,974,600	8,902,900	- MWG: August became MWG's lowest business month since the beginning of 2021 with revenue of more than VND 6,500 billion and profit after tax of VND 222 billion, down 25% and 32% respectively over the same period. In 8 months, MWG achieved 78,495 billion dong in revenue and 3,006 billion dong in profit after tax, still increasing by 8% and 12% respectively, thereby achieving 63% of the year target.
VNM	89,600	0.00%	-1.32%	4,936,600	6,232,100	
MSN	142,600	1.13%	-1.66%	1,483,100	1,702,300	
SAB	156,400	-0.26%	-1.14%	206,500	177,300	
BVH	127,900	-0.47%	3.40%	873,200	985,800	
VJC	127,900	-0.47%	3.40%	873,200	985,800	
FPT	93,000	-0.21%	-0.11%	2,222,300	2,917,000	
MWG	127,800	0.00%	-3.18%	1,855,100	2,455,300	
PNJ	98,700	5.79%	7.05%	2,932,900	2,617,300	
GVR	35,900	-0.28%	-3.49%	3,023,500	3,898,300	
SSI	40,650	1.37%	-2.98%	7,870,600	8,081,600	
HPG	52,900	-0.75%	3.73%	39,186,100	49,953,600	

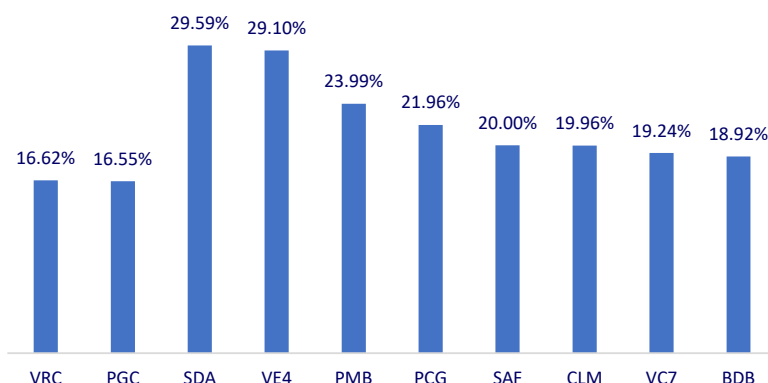
Top most traded tickers (Volume - in million)



Foreign net flow 10 nearest sessions (Billion VND)



Top increases in 3 consecutive sessions



Top decreases in 3 consecutive sessions

