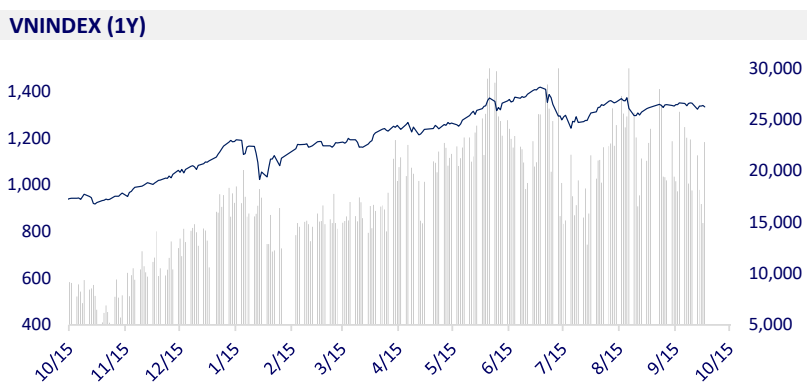
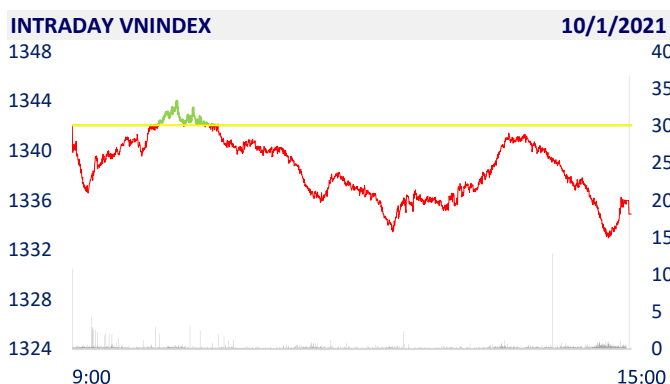
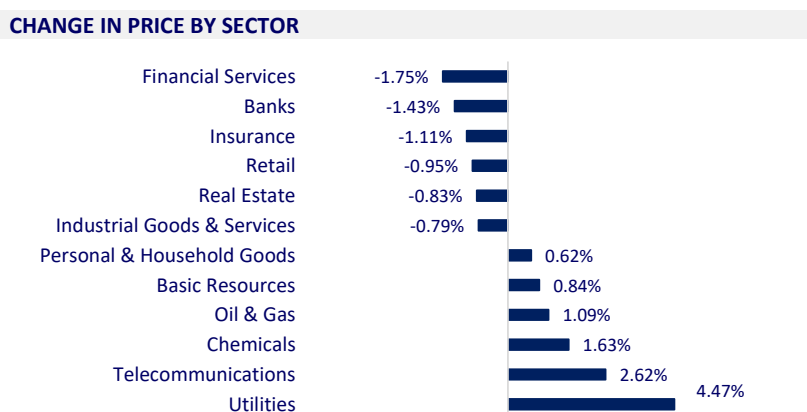


VIETNAM STOCK MARKET		1D	YTD
VN-INDEX	1,334.89	-0.53%	21.41%
VN30	1,441.83	-0.82%	36.23%
HNX	356.49	-0.24%	80.87%
UPCOM	95.98	-0.60%	30.00%
Net Foreign buy (B)	-543.28		
Total trading value (B)	28,108.49	49.67%	63.87%

- Session 1/10: Foreign investors boosted a net selling of 539 billion dong in the whole market, in which MSN, VCB and the "trio" of VHM, VIC, VRE were under the strongest net selling pressure with a value of 50 billion dong or more.



ETF & DERIVATIVES		1D	YTD
E1VFN30	24,570	0.08%	30.69%
FUEMAV30	17,010	-0.76%	35.75%
FUESSV30	18,430	3.48%	38.57%
FUESSV50	21,000	-1.41%	32.91%
FUESSVFL	20,300	0.00%	48.72%
FUEVFN30	25,600	-2.48%	48.84%
FUEVN100	18,170	-0.98%	30.25%
VN30F2203	1,432.00	-0.89%	
VN30F2112	1,437.30	-0.73%	
VN30F2111	1,439.50	-0.79%	
VN30F2110	1,440.80	-0.77%	



GLOBAL MARKET		1D	YTD
Nikkei	28,771.07	-0.45%	4.83%
Shanghai	3,568.17	0.00%	4.50%
Kospi	3,019.18	-1.62%	5.07%
Hang Seng	24,575.64	0.00%	-9.47%
STI (Singapore)	3,051.11	-1.15%	6.34%
SET (Thái Lan)	1,605.17	-0.03%	10.75%
Crude oil (\$/barrel)	74.52	-0.61%	54.29%
Gold (\$/ounce)	1,755.30	0.01%	-7.79%

- Asian stocks fall, China markets into Golden Week. In Japan, the Nikkei 225 fell 0.45%. The Chinese market is closed for Golden Week from October 1 to 7. The Hong Kong market is also closed for a holiday today. South Korea's Kospi index fell 1.62%.

VIETNAM ECONOMY		1D (bps)	YTD (bps)
Vnibor	0.65%	-2	52
Deposit interest 12M	5.60%	0	-20
5 year-Gov. Bond	1.09%	10	-13
10 year-Gov. Bond	2.01%	11	-2
USD/VND	22,857	0	-1.38%
EUR/VND	26,967	0	-7.34%
CNY/VND	3,600	0	0.76%

- Cement exports in 9 months increased by 19%, while consumption of cement products in the domestic market since the beginning of the year has remained stable compared to the same period in 2020, cement exports have grown strongly, reaching nearly 32 million tons and up to 19%.

EVENT CALENDER

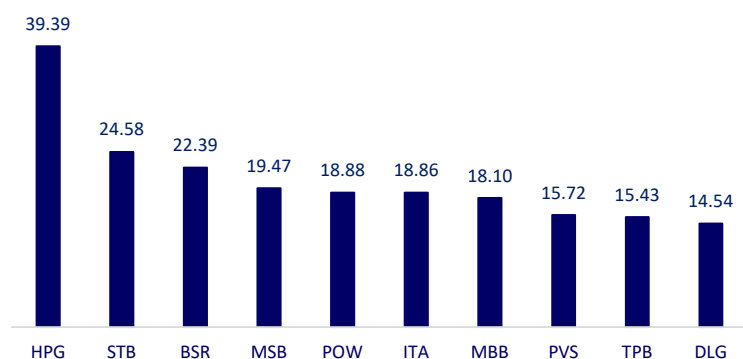
Ticker	Ex-right Date	Last register Date	Exercise Date	Type	Rate	Value
SVT	10/1/2021	10/4/2021	10/19/2021	Cash		2,000
PPS	10/1/2021	10/4/2021	10/21/2021	Cash		1,000
SC5	10/4/2021	10/5/2021	10/21/2021	Cash		2,000
BPC	10/5/2021	10/6/2021	10/29/2021	Cash		800
API	10/5/2021	10/6/2021	10/29/2021	Cash		300
TV4	10/6/2021	10/7/2021		Stock	12%	
SRC	10/7/2021	10/8/2021	10/20/2021	Cash		1,000
MSB	10/7/2021	10/8/2021		Stock	30%	
MCP	10/7/2021	10/8/2021	10/25/2021	Cash		785
GKM	10/7/2021	10/8/2021		Stock	10%	

SELECTED NEWS

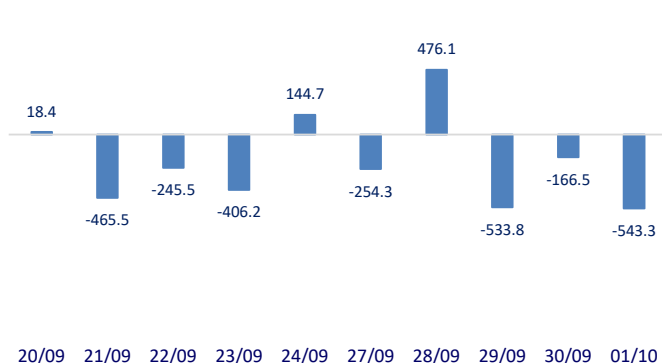
- The scale of Vietnam's Covid-19 support packages is about 10.45 billion USD
- September PMI continues to be the lowest since April 2020, employment declines unseen in 10 years
- Cement exports in 9 months increased by 19%
- Global supply disruptions could get worse
- Europe faces the risk of energy crisis in the winter
- Production in a series of Asian economies declines

	Close	1D	5D	Buying vol.	Selling vol.	Content
VCB	95,900	-1.34%	-3.62%	2,414,600	2,224,700	- In the first morning trading session of October, banking stocks still haven't escaped the downtrend. Many codes found new bottoms of 5-6 months ago due to strong selling. During the session, up to 25/27 bank codes dropped, only TPBank of TPBank and NVB of the National Bank escaped the fire. TPB was supported by the news that foreign investors wanted to collect 28 million shares ahead of the bank's 2nd capital increase plan and NVB had a 2nd consecutive increase after falling the most in banking in the previous session.
BID	38,800	-1.65%	-2.27%	3,195,800	2,571,800	
CTG	29,750	-2.14%	-6.15%	19,624,600	19,201,700	
TCB	49,000	-1.21%	-3.16%	9,660,300	11,124,600	
VPB	63,900	-3.03%	-4.63%	11,904,900	14,730,700	
MBB	27,450	-1.44%	-4.36%	20,740,000	22,872,400	
HDB	24,850	-2.17%	-2.55%	2,965,900	3,672,700	
TPB	42,600	2.40%	2.40%	22,202,300	22,571,700	
STB	24,700	-3.89%	-7.66%	41,540,100	40,952,400	
ACB	31,500	-0.16%	-1.56%	9,335,500	10,504,600	
NVL	102,000	0.00%	-0.97%	2,125,500	2,787,600	- KDH announced that it has sold all over 19.8m treasury shares as registered with the average selling price of 40,866 dong/share. The company is estimated to have collected more than 811b dong.
KDH	41,300	-0.72%	-1.67%	1,538,200	2,169,000	
PDR	84,000	2.69%	4.61%	6,668,300	5,468,500	
GAS	103,500	6.70%	13.74%	7,090,800	5,888,500	- POW: submitted a document to the Ministry of Industry and Trade to implement contract power output, bid and operate according to gas consumption requirements in 2021.
POW	12,200	2.09%	6.93%	37,183,200	40,643,600	
PLX	51,900	0.58%	3.80%	3,727,000	3,980,200	
VIC	87,700	-0.34%	0.80%	2,434,100	3,866,200	- In the third quarter of 2021, VIC was the stock that was sold the most by foreign investors with a value of VND 6,322 billion
VHM	77,000	-1.66%	-3.27%	8,588,500	7,224,500	
VRE	28,200	-3.09%	-1.05%	8,562,600	9,468,800	
VNM	89,800	0.22%	-0.99%	7,198,400	6,291,700	- VNM: Management, technology, and human resources are the three spearheads of VNM "dual goals" strategy to both stabilize production and business and effectively prevent the epidemic.
MSN	140,000	-1.82%	-1.69%	1,540,800	1,337,900	
SAB	154,200	-1.41%	-3.63%	285,200	304,900	
BVH	128,800	0.70%	3.04%	987,400	913,000	- HPG: Fubon FTSE Vietnam ETF portfolio fluctuated strongly in September. This fund sold more than 6 million units of HPG, reducing its weight from 12% to 10.2%. Thereby, HPG dropped to second place with an investment value of NT\$1.35 billion (more than VND 1,100 billion), behind MSN (VND 1,176 billion).
VJC	128,800	0.70%	3.04%	987,400	913,000	
FPT	92,900	-0.11%	0.22%	2,694,100	2,093,000	
MWG	126,200	-1.25%	-3.30%	1,786,000	2,401,500	
PNJ	99,000	0.30%	7.61%	970,900	1,354,700	
GVR	36,100	0.56%	-2.43%	5,812,200	5,345,700	
SSI	39,200	-3.57%	-6.22%	17,170,600	18,196,400	
HPG	53,400	0.95%	5.12%	62,648,300	54,489,600	

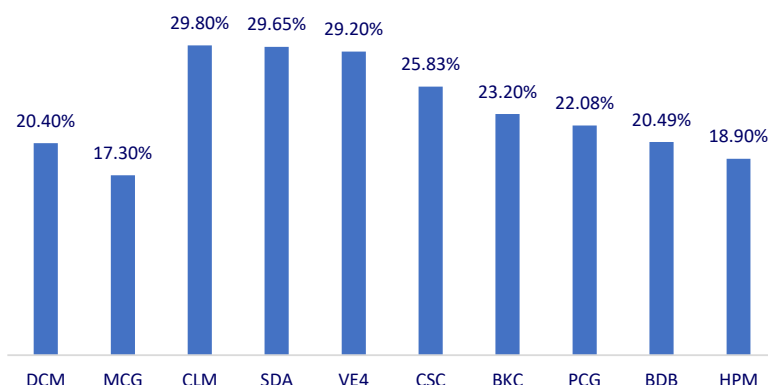
Top most traded tickers (Volume - in million)



Foreign net flow 10 nearest sessions (Billion VND)



Top increases in 3 consecutive sessions



Top decreases in 3 consecutive sessions

