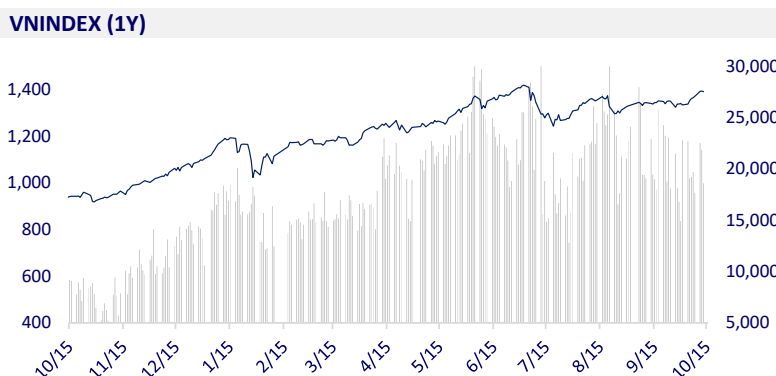
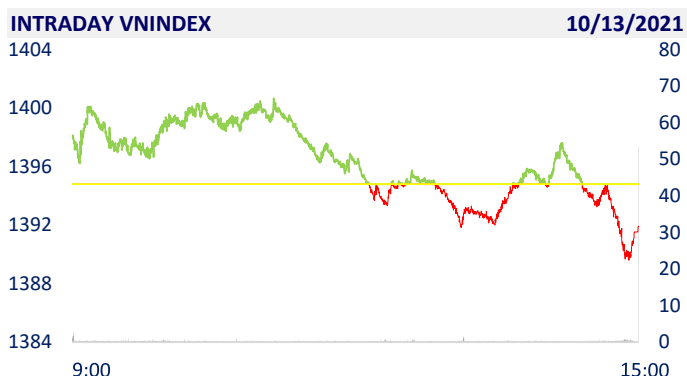
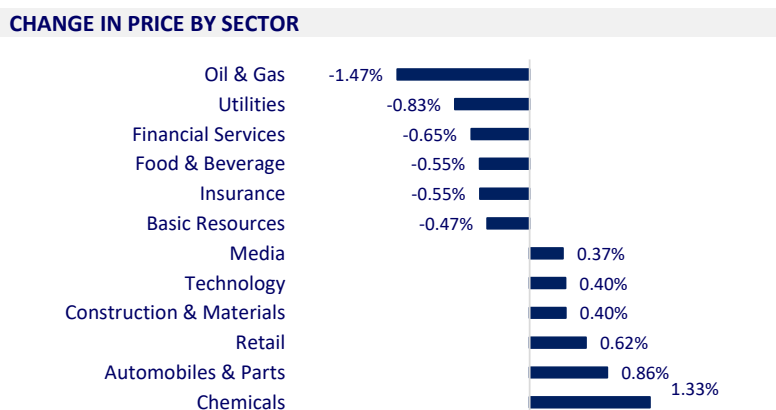


VIETNAM STOCK MARKET		1D	YTD
VN-INDEX	1,391.91	-0.21%	26.60%
VN30	1,505.55	-0.27%	42.25%
HNX	379.34	0.97%	92.46%
UPCOM	98.78	-0.03%	33.79%
Net Foreign buy (B)	-509.27		
Total trading value (B)	22,996.17	-14.92%	34.06%

- Foreign investors boosted a net selling of more than 509b dong in the session on October 13, HPG was still the focus. HPG was still being sold the most by foreign investors with 149b dong. SSI and VNM were net sold 70b dong and 66b dong respectively. On the other side, HAH was the strongest net buying in the market with 82b dong. VRE and HDG were net bought 44b dong and 31b dong respectively.



ETF & DERIVATIVES		1D	YTD
E1VFN30	25,400	-0.20%	35.11%
FUEMAV30	17,720	-0.23%	41.42%
FUESSV30	18,800	5.56%	41.35%
FUESSV50	21,900	-1.35%	38.61%
FUESSVFL	20,340	-1.12%	49.01%
FUEVFVND	27,200	1.49%	58.14%
FUEVN100	19,010	0.74%	36.27%
VN30F2110	1,503.10	-0.46%	
VN30F2111	1,499.50	-0.27%	
VN30F2112	1,495.60	0.17%	
VN30F2203	1,497.20	-0.05%	



GLOBAL MARKET		1D	YTD
Nikkei	28,140.28	-0.10%	2.54%
Shanghai	3,561.76	0.42%	4.31%
Kospi	2,944.41	0.96%	2.47%
Hang Seng	25,020.34	0.67%	-7.83%
STI (Singapore)	3,156.42	1.43%	10.01%
SET (Thái Lan)	1,643.64	0.15%	13.41%
Crude oil (\$/barrel)	80.17	-0.61%	65.98%
Gold (\$/ounce)	1,769.45	0.44%	-7.05%

- China releases September trade data, Asian stocks mixed. In Japan, the Nikkei 225 fell 0.1%. The Chinese market rose with the Shanghai Composite up 0.42% and the Shenzhen Component up 1.54%. South Korea's Kospi index rose 0.96%.

VIETNAM ECONOMY		1D (bps)	YTD (bps)
Vnibor	0.67%	1	54
Deposit interest 12M	5.60%	0	-20
5 year-Gov. Bond	1.08%	4	-14
10 year-Gov. Bond	2.05%	2	2
USD/VND	22,861	0	-1.37%
EUR/VND	26,746	0	-8.10%
CNY/VND	3,602	0	0.81%

- According to the Vietnam macroeconomic update report of the World Bank (WB) in October 2021, in the first 9 months of the year, the budget recorded a surplus of VND 46.6 trillion. This was due to a 7.4% decrease in total expenditure (YoY), while total revenue increased by 10.5% thanks to strong revenue results in the first half of the year.

EVENT CALENDER

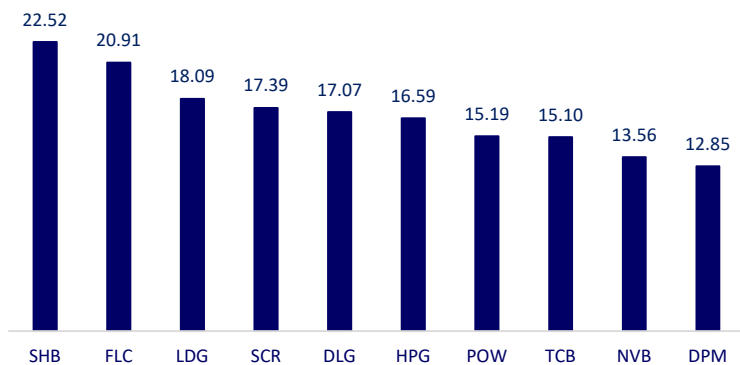
Ticker	Ex-right Date	Last register Date	Exercise Date	Type	Rate	Value
GVR	10/13/2021	10/14/2021	10/28/2021	Cash		800
AAT	10/14/2021	10/15/2021	10/29/2021	Cash		1,000
AAT	10/14/2021	10/15/2021		Stock	12%	
NDN	10/14/2021	10/15/2021	10/29/2021	Cash		1,000
VMC	10/14/2021	10/15/2021	11/1/2021	Cash		500
SGC	10/18/2021	10/19/2021	10/28/2021	Cash		1,000
TNC	10/21/2021	10/22/2021	11/5/2021	Cash		2,000
CCL	10/22/2021	10/25/2021	12/30/2021	Cash		1,000
BXH	10/22/2021	10/25/2021	11/18/2021	Cash		800
DMC	10/25/2021	10/26/2021	12/10/2021	Cash		2,500

SELECTED NEWS

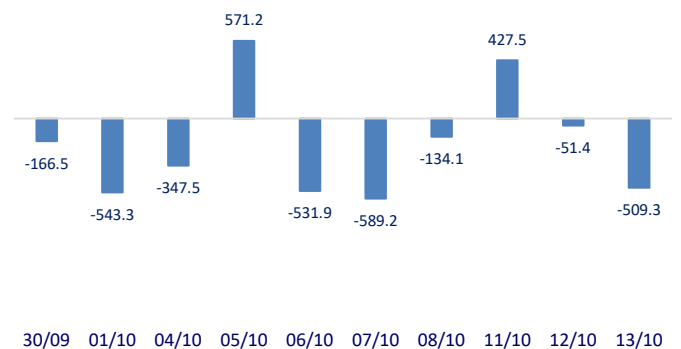
- Businesses lament that they are making spectators in the economic recovery
- The WB explains the reason why September recorded a large overspending, but the 9-month budget balance was still bountiful
- Dong Thap wants to bring 70% of businesses back to work this year
- IMF warns of sharp drop in stock prices as central banks tighten policy
- France invests \$35 billion to become a leader in hydrogen production
- China has a record trade surplus with the US

	Close	1D	5D	Buying vol.	Selling vol.	Content
VCB	97,000	0.00%	1.46%	1,896,400	2,764,200	- HDB: announced business results for 9M2021, completing 82% of the pre-tax profit plan, equivalent to VND 5,970 billion, up 36% compared to the same period last year. The individual bad debt ratio is less than 1%. By the end of September 30, the bank's total assets reached more than VND 346,000 billion, up 26.7% over the same period last year. Outstanding loans increased by 16.1% over the same period. The individual bad debt ratio remained below 1%, the consolidated bad debt ratio at 1.4%, both lower than the same period last year. Outstanding loans in potential high-risk areas and restructuring debts are well controlled.
BID	39,900	-0.87%	1.27%	2,864,000	3,392,700	
CTG	30,700	-0.32%	4.78%	15,349,900	17,813,400	
TCB	52,400	-1.13%	4.17%	22,884,500	27,694,100	
VPB	36,850	0.41%	7.67%	7,384,600	9,415,600	
MBB	28,600	-0.52%	4.00%	18,334,300	28,884,300	
HDB	25,700	0.59%	5.98%	4,127,600	5,654,800	
TPB	42,400	-0.70%	0.24%	3,807,400	5,727,200	
STB	26,250	-1.32%	2.94%	19,764,200	20,341,400	
ACB	32,600	0.00%	3.99%	6,686,200	10,689,700	
NVL	102,600	-0.39%	-2.29%	2,083,500	4,006,400	- NVL: NovaWorld Ho Tram introduces second home next to Binh Chau Onsen hot mineral spring
KDH	43,550	0.00%	3.69%	4,407,200	4,190,600	- GAS: Gas demand down 30-40% y/y, 9-month NPAT flat at VND6,220 billion
PDR	90,600	2.37%	7.47%	7,238,300	6,085,700	
GAS	111,000	-0.89%	-2.20%	5,249,100	3,109,100	
POW	12,500	-1.57%	-2.72%	25,792,200	40,435,000	- VIC: Doanh số VinFast tháng 9, Fadil ổn định, Lux SA tăng doanh số 55 lần
PLX	53,800	-2.18%	-0.19%	2,782,500	4,037,200	
VIC	93,100	0.22%	5.08%	3,647,400	4,894,700	
VHM	80,000	-1.11%	-0.62%	7,519,700	10,608,600	- VNM and MSN continued to be the focus of foreign investors' net selling in today's session with the value of 66 billion dong and 44 billion dong, respectively.
VRE	30,400	-1.30%	3.40%	7,079,200	9,941,400	
VNM	90,100	-0.33%	0.90%	5,754,800	8,076,600	
MSN	143,100	-1.65%	0.63%	1,620,600	2,021,200	- HPG: Quang Ngai will adjust the name and area of the Hoa Phat Dung Quat 2 Iron and Steel Production Complex project in the 2021 land use plan of Binh Son district. Previously, in June, the Management Board of Dung Quat Economic Zone and Quang Ngai Industrial Parks issued a decision approving the investment policy of Hoa Phat Dung Quat 2 Iron and Steel Production Complex project with a total area of nearly 280 hectares. , estimated investment capital is about 85,000 billion dong.
SAB	161,000	-1.23%	1.64%	217,500	348,000	
BVH	133,900	1.06%	3.48%	988,400	1,003,800	
VJC	133,900	1.06%	3.48%	988,400	1,003,800	
FPT	99,400	0.40%	5.30%	5,140,400	6,928,100	
MWG	133,900	1.36%	4.36%	2,691,500	3,659,200	
PNJ	101,000	1.00%	2.96%	758,300	1,054,700	
GVR	37,500	0.81%	0.68%	4,203,300	5,749,500	
SSI	41,000	-0.97%	2.63%	12,539,200	13,808,500	
HPG	56,800	-0.35%	1.25%	26,431,700	30,334,200	

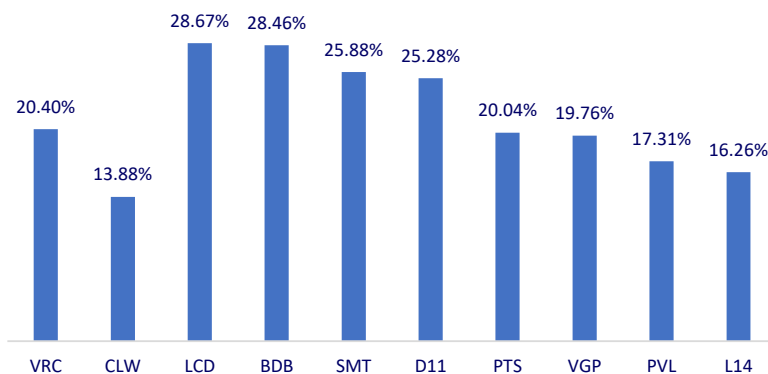
Top most traded tickers (Volume - in million)



Foreign net flow 10 nearest sessions (Billion VND)



Top increases in 3 consecutive sessions



Top decreases in 3 consecutive sessions

