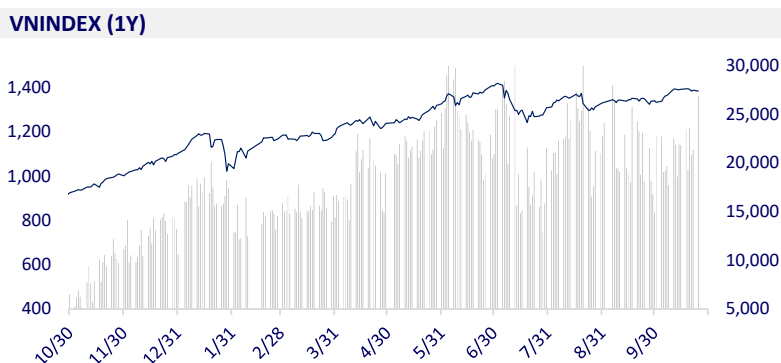
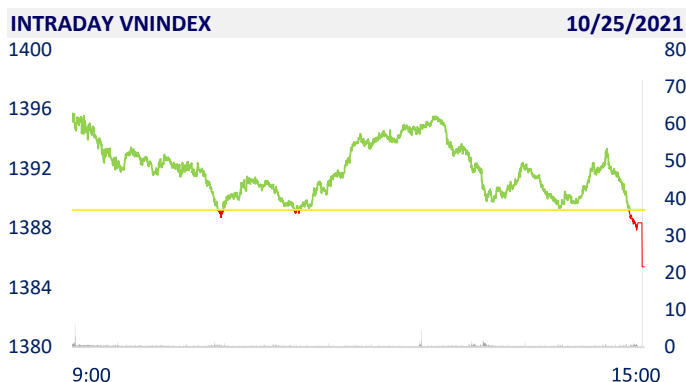
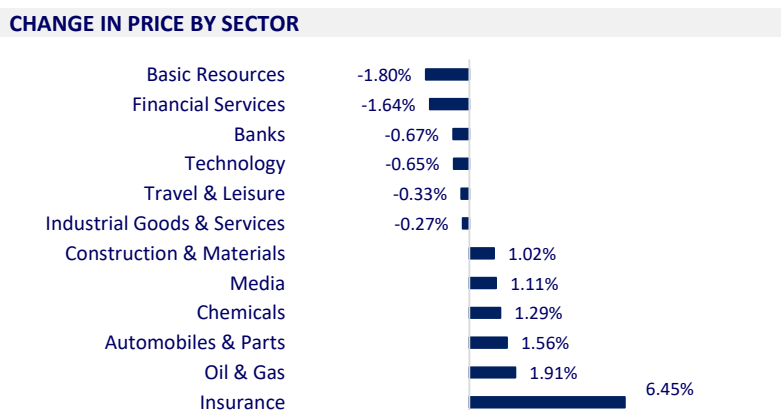


VIETNAM STOCK MARKET		1D	YTD
VN-INDEX	1,385.40	-0.28%	26.00%
VN30	1,476.97	-0.79%	39.55%
HNX	395.88	1.19%	100.85%
UPCOM	100.92	0.56%	36.69%
Net Foreign buy (B)	-1,222.16		
Total trading value (B)	32,653.42	21.97%	90.36%

- Foreign investors boosted their net selling of more than 1,222 billion dong in the session of October 25. VJC was suddenly sold by foreign investors in this session with 417 billion dong and mainly through put-through method. HPG and NLG were still strongly net sold by foreign investors with the value of 141 billion dong and 116 billion dong, respectively.



ETF & DERIVATIVES		1D	YTD
E1VFN30	25,000	-1.96%	32.98%
FUEMAV30	17,480	-0.51%	39.51%
FUESSV30	18,450	3.59%	38.72%
FUESSV50	21,700	-1.36%	37.34%
FUESSVFL	20,000	-1.82%	46.52%
FUEVFN30	27,010	-0.59%	57.03%
FUEVN100	18,730	-0.58%	34.27%
VN30F2110	1,489.00	0.00%	
VN30F2111	1,478.00	-0.92%	
VN30F2112	1,476.10	-1.13%	
VN30F2203	1,475.90	-0.81%	



GLOBAL MARKET		1D	YTD
Nikkei	28,600.41	0.03%	4.21%
Shanghai	3,609.86	0.76%	5.72%
Kospi	3,020.54	0.48%	5.12%
Hang Seng	26,132.03	0.33%	-3.74%
STI (Singapore)	3,201.86	-0.10%	11.59%
SET (Thái Lan)	1,634.20	-0.56%	12.75%
Crude oil (\$/barrel)	84.44	-0.01%	74.82%
Gold (\$/ounce)	1,800.85	0.39%	-5.40%

- Following the excitement from Wall Street, Asian stocks rose. In Japan, the Nikkei 225 gained 0.03%. The Chinese market rose with the Shanghai Composite up 0.76% and the Shenzhen Component up 0.717%. Hong Kong's Hang Seng rose 0.33%. South Korea's Kospi index rose 0.48%.

VIETNAM ECONOMY		1D (bps)	YTD (bps)
Vnibor	0.65%	1	52
Deposit interest 12M	5.60%	0	-20
5 year-Gov. Bond	1.03%	-3	-19
10 year-Gov. Bond	2.01%	-4	-2
USD/VND	22,855	0	-1.39%
EUR/VND	26,881	0	-7.63%
CNY/VND	3,632	0	1.65%

- In 2020, growth is expected to be 6.8%, but for the whole year it is only 2.9%. In 2021, growth is expected to be 6%, however, the possibility of implementation is not more than 3%. That is, in the 2 years of the Covid-19 epidemic, it is estimated that the whole country lost about 7% of GDP (GDP is currently about 343 billion USD), equivalent to 24 billion USD in damage.

EVENT CALENDER

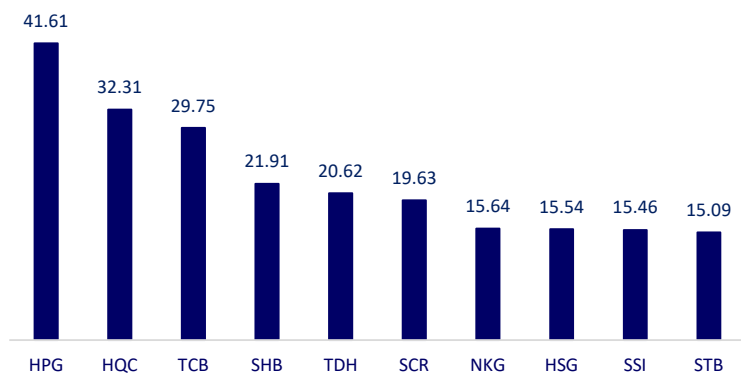
Ticker	Ex-right Date	Last register Date	Exercise Date	Type	Rate	Value
DMC	10/25/2021	10/26/2021	12/10/2021	Cash		2,500
C21	10/25/2021	10/26/2021	11/25/2021	Cash		400
VPH	10/25/2021	10/26/2021	11/11/2021	Cash		600
BBS	10/26/2021	10/27/2021	11/12/2021	Cash		600
VAV	10/26/2021	10/27/2021		Stock	100%	
LLM	10/26/2021	10/27/2021	11/29/2021	Cash		200
CMP	10/27/2021	10/28/2021	11/10/2021	Cash		233
ICN	10/28/2021	10/29/2021	11/18/2021	Cash		2,000
BTT	10/28/2021	10/29/2021	11/11/2021	Cash		700
FHS	10/29/2021	11/1/2021		Stock	28%	

SELECTED NEWS

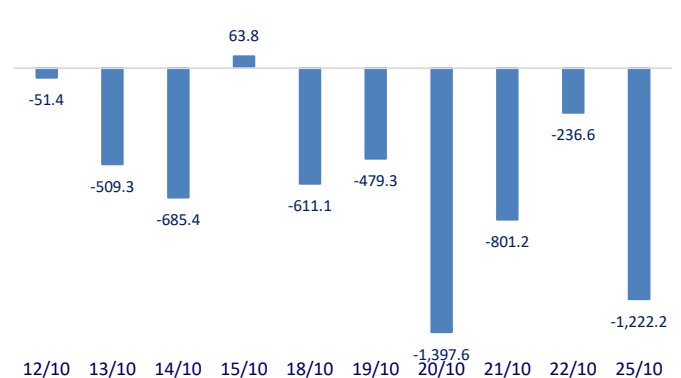
- Covid-19 cost Vietnam \$24 billion in growth
- Enterprises return to the track to restore production, accelerate for the most important quarter of the year
- The National Assembly's agency "promotes" the progress of the Ka Pet Reservoir Project (Binh Thuan)
- The risk of China's economic recession is deeper than the market's expectation
- The US House of Representatives is optimistic about the prospect of passing a huge spending bill
- Many factors affecting the USD are about to be announced

	Close	1D	5D	Buying vol.	Selling vol.	Content
VCB	94,100	-0.21%	-1.98%	3,164,800	2,287,100	- VCB: After nearly 13 years of maintaining cash dividends, Vietcombank will pay a share dividend of more than 27% to increase its charter capital to VND47,300b. Specifically, the General Meeting of Shareholders of Vietcombank approved the increase of charter capital to over VND50,000b through 2 components. After the issuance, charter capital increased by 10,236b VND to more than 47,325b VND. In addition to issuing shares, Vietcombank's General Meeting of Shareholders in April this year also approved a private placement of shares with a maximum size of 6.5% of charter capital at the time of offering.
BID	39,200	-0.25%	-0.25%	3,636,800	3,412,100	
CTG	29,900	0.84%	-0.99%	17,136,800	18,069,800	
TCB	50,900	-2.68%	-3.78%	24,229,400	30,198,200	
VPB	37,000	-0.54%	-3.65%	21,050,600	22,621,900	
MBB	27,600	-1.08%	-2.82%	13,784,300	22,086,300	
HDB	24,500	-0.20%	-4.67%	5,491,400	6,124,000	
TPB	42,000	-2.78%	-4.55%	9,132,800	9,285,800	
STB	25,600	-2.29%	-4.83%	33,151,700	26,634,600	
ACB	31,250	-1.11%	-2.34%	7,584,300	9,153,200	
NVL	103,800	0.48%	2.06%	3,291,700	3,703,700	- PDR: With a growth rate of nearly 60% in Q1 and 111% in Q2. 2021, according to the financial statements of the third quarter of 2021, PDR's pre-tax profit. reached over 760 billion VND
KDH	46,600	2.31%	5.19%	6,251,200	5,854,900	
PDR	98,000	-1.01%	4.26%	6,512,000	5,491,200	- GAS: Q3.2021 revenue reached 18,543 billion dong, up 16.3% over the same period last year, accumulated in 9 months reached 58,815 billion dong, up nearly 21%.
GAS	112,000	-0.09%	-3.86%	15,325,000	4,952,500	
POW	12,250	1.24%	-0.81%	36,844,100	33,604,300	
PLX	54,100	2.27%	-0.55%	4,288,500	3,917,500	- Ha Long Xanh mixed-use urban complex, implemented by a consortium of investors Vingroup and Vinhomes, with an area of about 4,110 hectares, was started on October 24.
VIC	92,100	0.33%	-0.54%	2,575,500	4,179,700	
VHM	78,500	0.64%	-0.51%	8,179,700	7,702,300	
VRE	30,400	-0.82%	-1.30%	8,342,200	10,656,400	- VNM: From October 27 to November 25, Platinum Victory PTE.LTD, registered to buy 20.9 million VNM shares, raising the holding rate to 11.62% or 242.75 million shares.
VNM	90,100	-0.44%	0.33%	6,909,800	4,814,500	
MSN	140,400	0.21%	-1.82%	1,189,500	1,426,200	
SAB	156,700	0.13%	-2.06%	336,300	383,400	- BVH: The Ministry of Finance has just sent a document to SCIC to sell capital in enterprises to pay money to the fund to support production and business development. Specifically, the Ministry of Finance requested SCIC to deploy BVH, BMI and NTP. Proceeds from divestment of capital at the above 3 enterprises shall be remitted to the Enterprise Arrangement and Development Support Fund before December 20 to remit to the State budget.
BVH	131,800	0.00%	0.46%	962,900	1,042,400	
VJC	131,800	0.00%	0.46%	962,900	1,042,400	
FPT	94,900	-1.35%	-4.14%	3,841,500	4,180,600	
MWG	128,400	0.63%	-1.76%	2,298,500	2,723,000	
PNJ	99,100	0.10%	0.10%	1,286,900	1,445,100	
GVR	39,300	2.61%	3.83%	6,087,600	10,127,400	
SSI	38,300	-2.30%	-6.24%	19,202,700	20,060,000	
HPG	55,100	-2.82%	-4.84%	35,729,000	38,099,800	

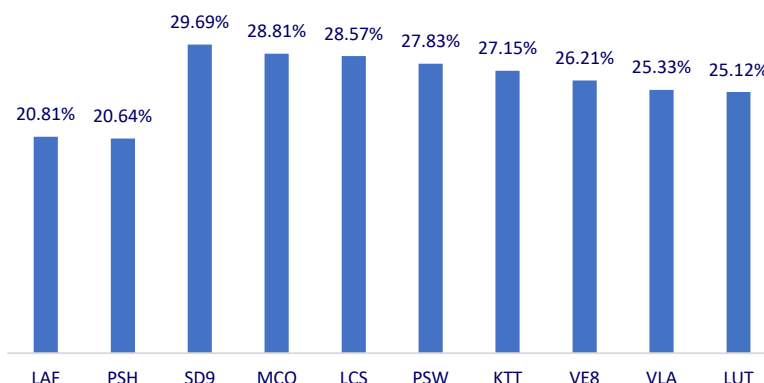
Top most traded tickers (Volume - in million)



Foreign net flow 10 nearest sessions (Billion VND)



Top increases in 3 consecutive sessions



Top decreases in 3 consecutive sessions

