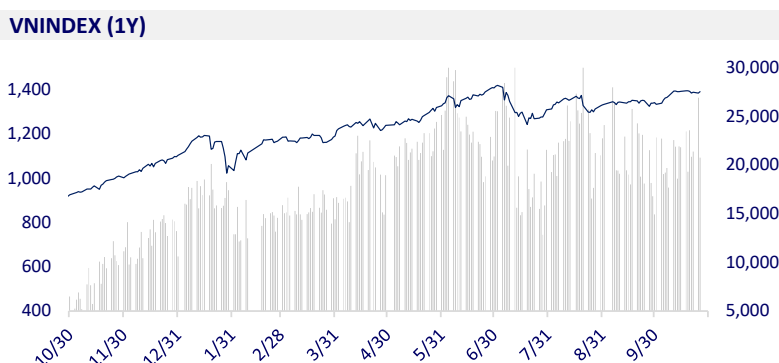
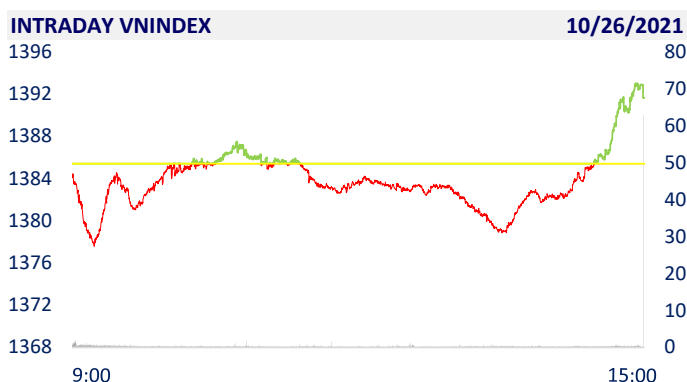
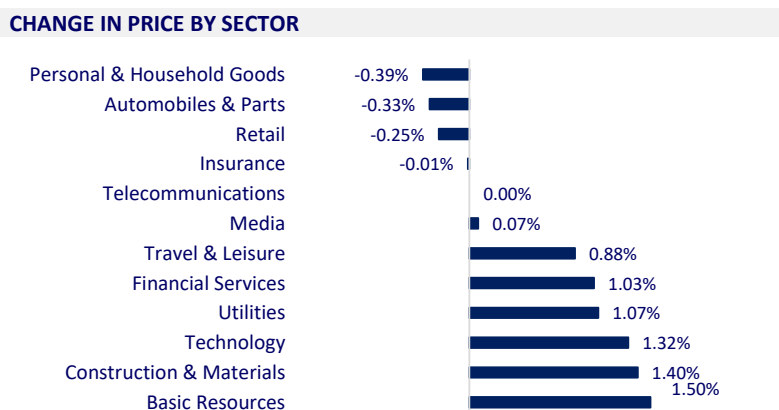


VIETNAM STOCK MARKET		1D	YTD
VN-INDEX	1,391.63	0.45%	26.57%
VN30	1,482.62	0.38%	40.08%
HNX	397.81	0.49%	101.83%
UPCOM	101.88	0.95%	37.99%
Net Foreign buy (B)	-90.64		
Total trading value (B)	25,031.27	-23.05%	45.93%

- After yesterday's net selling session of trillion dong, foreign investors significantly narrowed their net selling momentum with a value of 90 billion dong on all 3 exchanges, of which foreign investors were net sellers on both HoSE and HNX, whereas they were net buyers on UPCoM. They focused on net selling NLG, VNM, VRE while net buying HPG, VHC, HSG.



ETF & DERIVATIVES		1D	YTD
E1VFN30	25,380	1.52%	35.00%
FUEMAV30	17,490	0.06%	39.58%
FUESSV30	18,400	3.31%	38.35%
FUESSV50	21,700	0.00%	37.34%
FUESSVFL	20,300	1.50%	48.72%
FUEVFVND	27,290	1.04%	58.66%
FUEVN100	18,520	-1.12%	32.76%
VN30F2110	1,489.00	0.00%	
VN30F2111	1,489.00	0.74%	
VN30F2112	1,488.00	0.81%	
VN30F2203	1,485.40	0.64%	



GLOBAL MARKET		1D	YTD
Nikkei	29,106.01	-0.04%	6.06%
Shanghai	3,597.64	-0.34%	5.37%
Kospi	3,049.08	0.94%	6.11%
Hang Seng	26,038.27	-0.25%	-4.08%
STI (Singapore)	3,204.57	0.08%	11.69%
SET (Thái Lan)	1,635.97	0.11%	12.88%
Crude oil (\$/barrel)	83.78	0.34%	73.46%
Gold (\$/ounce)	1,803.60	-0.05%	-5.26%

- Asian stocks mixed after Wall Street peaked. In Japan, the Nikkei 225 fell 0.04%. The Chinese market fell with Shanghai Composite down 0.34%, Shenzhen Component down 0.363%. Hong Kong's Hang Seng fell 0.25%. South Korea's Kospi index rose 0.94%. South Korea's GDP in the third quarter increased by 0.3% from the second quarter, after adjusting for seasonal factors, according to data from the Bank of Korea, lower than the forecast of 0.6% increase.

VIETNAM ECONOMY		1D (bps)	YTD (bps)
Vnibor	0.65%	0	52
Deposit interest 12M	5.60%	0	-20
5 year-Gov. Bond	1.01%	-2	-21
10 year-Gov. Bond	1.99%	-2	-4
USD/VND	22,855	-	-1.39%
EUR/VND	26,887	0	-7.61%
CNY/VND	3,636	0	1.76%

- Accelerate the disbursement of public investment capital in 2021. It is estimated that by the end of October, the disbursement result of public investment capital is expected to only reach about 55.8% of the 2021 plan assigned by the Prime Minister, lower than the same period last year (67.2%).

EVENT CALENDER

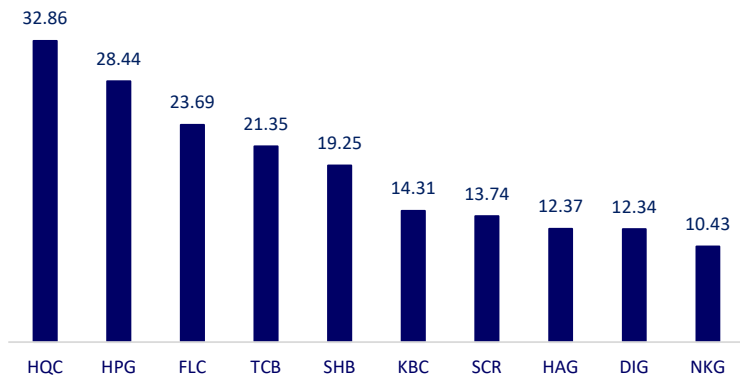
Ticker	Ex-right Date	Last register Date	Exercise Date	Type	Rate	Value
BBS	10/26/2021	10/27/2021	11/12/2021	Cash		600
VAV	10/26/2021	10/27/2021		Stock	100%	
LLM	10/26/2021	10/27/2021	11/29/2021	Cash		200
CMP	10/27/2021	10/28/2021	11/10/2021	Cash		233
ICN	10/28/2021	10/29/2021	11/18/2021	Cash		2,000
BTT	10/28/2021	10/29/2021	11/11/2021	Cash		700
FHS	10/29/2021	11/1/2021		Stock	28%	
PVB	10/29/2021	11/1/2021	11/10/2021	Cash		1,000
MTV	11/1/2021	11/2/2021	11/25/2021	Cash		1,000
PC1	11/4/2021	11/5/2021		Stock	20%	

SELECTED NEWS

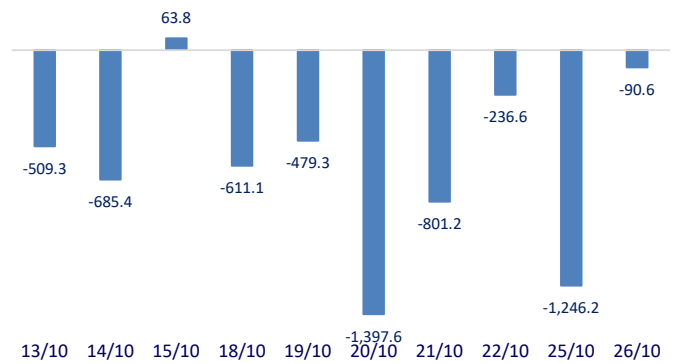
- Accelerating disbursement of public investment capital in 2021
- Quang Ninh: Commencement of 4 projects worth 12 billion USD
- Running out of funds to stabilize petrol prices, propose to reduce taxes
- Canada looks forward to deepening cooperation with ASEAN economies
- OPEC+ alliance competes internally again: Lowering prices to increase market share
- China imposed a blockade, closed tourism to prevent the epidemic from spreading

	Close	1D	5D	Buying vol.	Selling vol.	Content
VCB	94,000	-0.11%	-2.49%	3,701,000	1,146,900	- MBB: In general, in Q3, MB's business activities showed better results than the same period. Main activities brought in 6,515b dong of net interest income, up 26%. Non-interest income increased sharply over the same period such as profit from services increased by 16% (926b dong), profit from foreign exchange business doubled (356b dong), profit from trading securities, securities 2.6 times more investment securities (VND 408b)... During the period, MB spent up to VND 1,778b to make provision for credit risks, double the same period last year, so the Bank's pre-tax profit increased by only 29%, to 3,898b VND.
BID	39,200	0.00%	-2.12%	1,733,900	1,256,600	
CTG	29,900	0.00%	-1.32%	10,555,800	11,998,600	
TCB	51,000	0.20%	-3.23%	32,354,800	25,177,600	
VPB	37,050	0.14%	-3.77%	10,532,100	8,074,800	
MBB	27,950	1.27%	-0.89%	14,295,700	14,449,600	
HDB	24,700	0.82%	-2.95%	4,270,700	3,247,000	
TPB	42,500	1.19%	-3.19%	4,484,300	3,406,100	
STB	25,600	0.00%	-2.29%	36,801,600	16,057,200	
ACB	31,100	-0.48%	-3.72%	9,170,700	7,945,800	
NVL	103,300	-0.48%	0.68%	3,017,300	5,333,400	- PDR: participated in the Top 50 Prestigious and Effective Public Companies in 2021 announced by Vietnam Report.
KDH	46,050	-1.18%	3.37%	4,545,300	4,873,600	
PDR	96,300	-1.73%	2.99%	5,684,600	5,713,700	
GAS	113,800	1.61%	-0.61%	3,521,300	4,271,200	- GAS: Brent oil price increased by 71%, PV Gas' third quarter net profit increased by 19% to more than 2,400 billion dong
POW	12,350	0.82%	0.41%	16,234,100	20,799,800	
PLX	54,600	0.92%	-0.36%	3,591,000	5,030,600	
VIC	92,200	0.11%	-0.22%	2,700,100	2,702,700	- VIC: Vingroup is about to start construction of a battery and accumulator factory of more than VND8,800b in Ha Tinh. The project was started in Q4.2021 and completed in 2025.
VHM	78,700	0.25%	-0.88%	5,973,200	6,274,400	
VRE	30,600	0.66%	0.99%	11,409,400	11,330,900	
VNM	89,600	-0.55%	-0.78%	5,727,800	3,394,900	- VNM: Vinamilk's joint venture in the Philippines launches products at major supermarket chains and e-commerce channels
MSN	139,600	-0.57%	-0.99%	1,436,600	1,491,600	
SAB	155,400	-0.83%	-1.96%	267,200	185,800	
BVH	132,500	0.53%	-2.00%	1,004,800	1,013,900	- HPG: According to information from Bloomberg, Hoa Phat aims to achieve 1 billion USD in sales of household electrical appliances by 2030 and become the largest household appliance manufacturer in Vietnam. With 4 factories of Refrigerator, Freezer, Mechanic and Plastic Factory, the products of Hoa Phat Funiki Refrigeration brand are increased in production to meet the needs of agents, distributors and consumers support and contribute to the growth of many products of the company.
VJC	132,500	0.53%	-2.00%	1,004,800	1,013,900	
FPT	96,900	2.11%	-1.72%	3,867,800	3,554,300	
MWG	128,000	-0.31%	-1.31%	1,622,000	1,881,200	
PNJ	98,300	-0.81%	0.31%	952,300	935,800	
GVR	39,450	0.38%	5.20%	4,999,500	5,957,600	
SSI	38,800	1.31%	-5.13%	17,615,300	13,892,800	
HPG	56,300	2.18%	-1.57%	60,044,000	43,442,200	

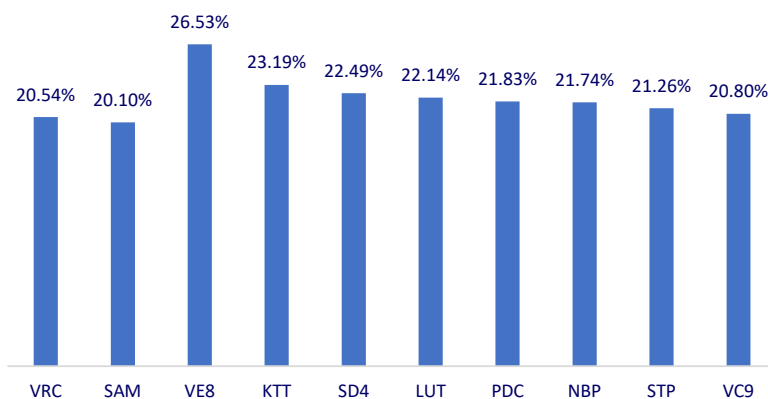
Top most traded tickers (Volume - in million)



Foreign net flow 10 nearest sessions (Billion VND)



Top increases in 3 consecutive sessions



Top decreases in 3 consecutive sessions

