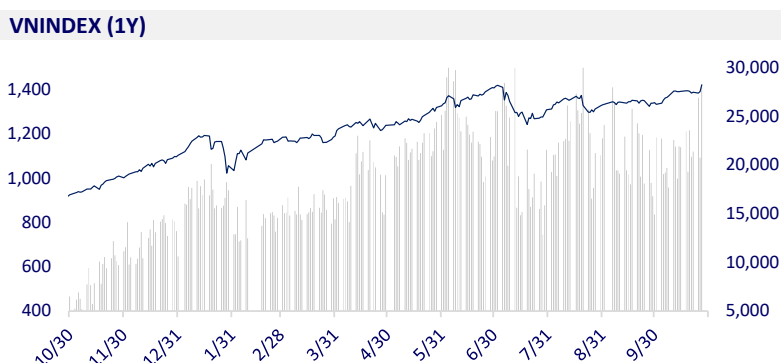
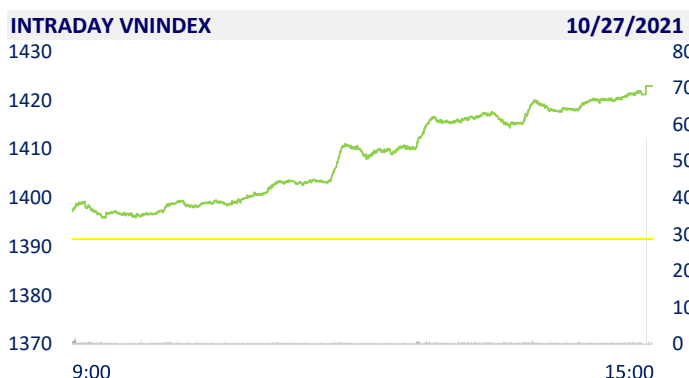
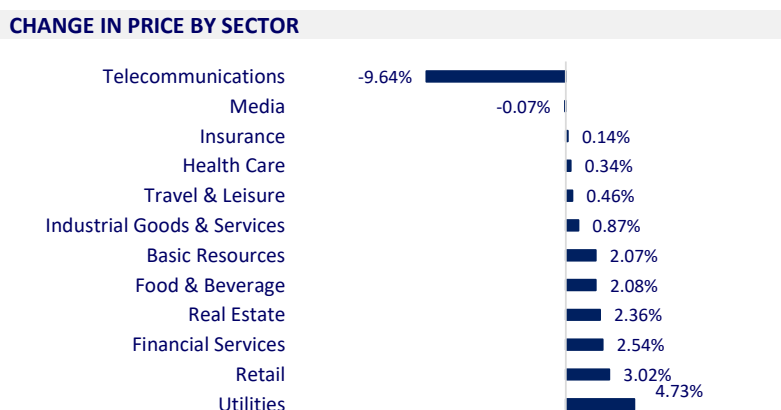


VIETNAM STOCK MARKET		1D	YTD
VN-INDEX	1,423.02	2.26%	29.43%
VN30	1,516.46	2.28%	43.28%
HNX	404.37	1.65%	105.16%
UPCOM	102.67	0.78%	39.06%
Net Foreign buy (B)	980.50		
Total trading value (B)	35,124.78	40.32%	104.77%

- Foreign investors saw a sudden net buying of nearly 1,000 billion dong in the session on October 27. HPG was the strongest net buying by foreign investors with 258 billion dong. KBC is behind with a net buying value of 210 billion dong. STB and GAS were also net bought over 100 billion dong. Meanwhile, NLG was sold the most with 179 billion dong.



ETF & DERIVATIVES		1D	YTD
E1VFN30	25,460	0.32%	35.43%
FUEMAV30	17,870	2.17%	42.62%
FUESSV30	18,800	5.56%	41.35%
FUESSV50	22,000	1.38%	39.24%
FUESSVFL	20,100	-0.99%	47.25%
FUEVFVND	27,320	0.11%	58.84%
FUEVN100	19,120	3.24%	37.06%
VN30F2110	1,489.00	0.00%	
VN30F2111	1,523.30	2.30%	
VN30F2112	1,521.50	2.25%	
VN30F2203	1,520.00	2.33%	



GLOBAL MARKET		1D	YTD
Nikkei	29,098.24	0.59%	6.03%
Shanghai	3,562.31	-0.98%	4.33%
Kospi	3,025.49	-0.77%	5.29%
Hang Seng	25,628.74	-0.30%	-5.59%
STI (Singapore)	3,218.17	0.42%	12.16%
SET (Thái Lan)	1,627.61	-0.51%	12.30%
Crude oil (\$/barrel)	83.62	-0.58%	73.13%
Gold (\$/ounce)	1,791.60	-0.05%	-5.89%

- China announced industrial profits, Asian stocks mixed. In Japan, the Nikkei 225 gained 0.59%. The Chinese market fell with the Shanghai Composite down 0.98% and the Shenzhen Component down 1.095%. Hong Kong's Hang Seng fell 0.3%. South Korea's Kospi index fell 0.77%.

VIETNAM ECONOMY		1D (bps)	YTD (bps)
Vnibor	0.65%	0	52
Deposit interest 12M	5.60%	0	-20
5 year-Gov. Bond	1.01%	0	-21
10 year-Gov. Bond	1.98%	-1	-5
USD/VND	22,853	0	-1.40%
EUR/VND	26,820	0	-7.84%
CNY/VND	3,629	0	1.57%

- According to a report by the Japan Center for Economic Research (JCER), COVID-19 has cost the gross domestic product (GDP) of 15 economies in Asia in 2020 by nearly \$1.7 trillion. Vietnam belongs to the group with the least damage

EVENT CALENDER

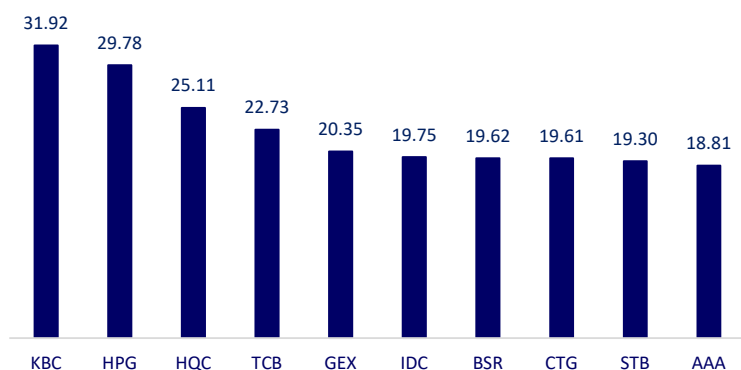
Ticker	Ex-right Date	Last register Date	Exercise Date	Type	Rate	Value
CMP	10/27/2021	10/28/2021	11/10/2021	Cash		233
KLB	10/28/2021	10/29/2021		Stock	18%	
ICN	10/28/2021	10/29/2021	11/18/2021	Cash		2,000
BTT	10/28/2021	10/29/2021	11/11/2021	Cash		700
TTT	10/29/2021	11/1/2021	11/17/2021	Cash		2,000
DTP	10/29/2021	11/1/2021	11/15/2021	Cash		300
FHS	10/29/2021	11/1/2021		Stock	28%	
PVB	10/29/2021	11/1/2021	11/10/2021	Cash		1,000
MTV	11/1/2021	11/2/2021	11/25/2021	Cash		1,000
PC1	11/4/2021	11/5/2021		Stock	20%	

SELECTED NEWS

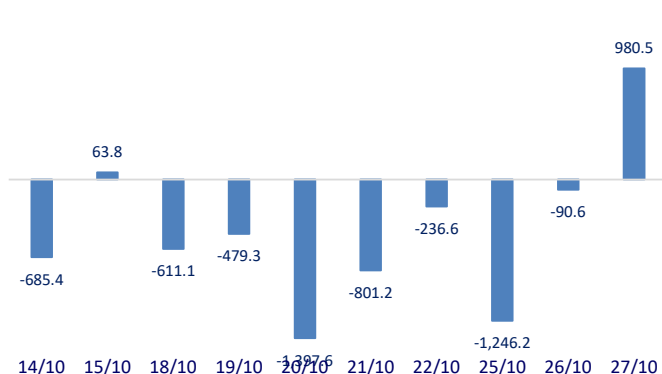
- COVID-19 "blows away" nearly \$ 1.7 trillion of 15 Asian economies, Vietnam is in the group with the least damage
- In 2021 inflation is under control, but the pressure in 2022 is great
- 80% of enterprises in Long An have resumed operation
- The energy crisis makes a rich country richer
- Commodity prices skyrocket, the risk of inflation is high
- Japan extends stock trading hours to attract investors

	Close	1D	5D	Buying vol.	Selling vol.	Content
VCB	96,100	2.23%	1.16%	4,242,500	2,395,600	- ACB: Although the main business segments still grew by nearly 25%, due to strong provisioning, ACB's third quarter profit increased slightly by 0.9% compared to the same period last year. However, after subtracting, the bank's pre-tax profit is still VND 8,968 billion, up 40%. As of September 30, 2021, ACB's total assets reached VND 479,309 billion, up 7.8% compared to the beginning of the year. ACB's bad debt in the first 9 months of the year increased mainly in the group of sub-standard debts (up 201%) and doubtful debts (up 76.1%).
BID	39,900	1.79%	0.38%	3,047,200	2,977,800	
CTG	31,100	4.01%	3.67%	30,843,200	31,517,000	
TCB	51,500	0.98%	-3.20%	26,102,500	24,102,600	
VPB	37,950	2.43%	-0.91%	10,589,900	13,548,400	
MBB	28,400	1.61%	0.71%	16,271,300	20,064,900	
HDB	25,200	2.02%	0.60%	5,212,700	5,731,900	
TPB	43,300	1.88%	-1.81%	3,588,700	2,942,700	
STB	26,500	3.52%	0.76%	57,702,100	30,335,100	
ACB	31,400	0.96%	-2.79%	8,890,700	9,405,500	
NVL	103,900	0.58%	1.56%	2,620,100	3,858,500	- Bac Giang has a new urban area with a planned area of about 99.84 ha. The population size is about 12,300 people.
KDH	48,000	4.23%	8.35%	7,986,000	6,584,500	
PDR	97,100	0.83%	0.73%	5,027,300	4,567,700	- GAS: was in the top 4 stocks that were suddenly bought by foreign investors in today's session with a value of nearly 105 billion dong.
GAS	121,700	6.94%	6.29%	7,239,800	5,929,600	
POW	12,400	0.40%	0.81%	25,723,700	39,143,200	
PLX	55,300	1.28%	2.60%	2,820,300	4,028,300	
VIC	95,000	3.04%	2.93%	6,456,000	6,144,000	- Vingroup has risen to the top position in the ranking of the most favorite domestic brands, according to the results of the consumer survey "Top 1,000 Asia's Top Brands".
VHM	81,000	2.92%	2.79%	13,657,800	15,149,800	
VRE	31,200	1.96%	0.81%	12,415,400	14,875,200	- MSN: Hoa Huong Duong Construction bought 441,100 MSN shares, raising MSN's ownership rate to 13.29%.
VNM	90,400	0.89%	0.44%	6,499,500	6,556,700	
MSN	146,800	5.16%	2.59%	2,888,600	3,741,200	- BVH: approved the plan to pay dividend in 2020 in cash, rate 8.985%. The group will spend nearly 667 billion VND to implement on November 30. The last registration date to enjoy the right to receive dividends is 9/11. After the distribution, the total amount of dividends paid to shareholders of Bao Viet Group from the equitization in 2007 to this year will increase to nearly 9,500 billion dong.
SAB	159,900	2.90%	3.03%	222,800	243,000	
BVH	134,000	1.13%	-1.40%	1,021,700	1,106,800	
VJC	134,000	1.13%	-1.40%	1,021,700	1,106,800	
FPT	98,200	1.34%	0.61%	3,773,000	4,660,800	
MWG	132,000	3.13%	2.17%	2,918,700	3,701,300	
PNJ	101,900	3.66%	2.93%	1,186,300	1,235,000	
GVR	40,000	1.39%	6.67%	9,515,300	14,255,000	
SSI	40,400	4.12%	0.25%	19,908,100	20,340,200	
HPG	57,900	2.84%	1.76%	42,949,400	44,911,000	

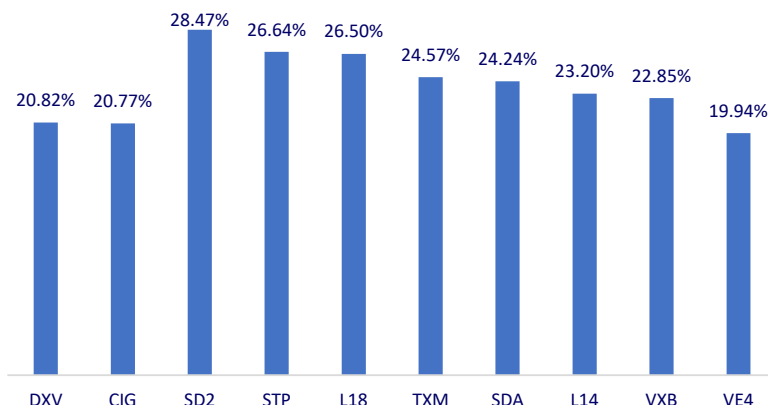
Top most traded tickers (Volume - in million)



Foreign net flow 10 nearest sessions (Billion VND)



Top increases in 3 consecutive sessions



Top decreases in 3 consecutive sessions

