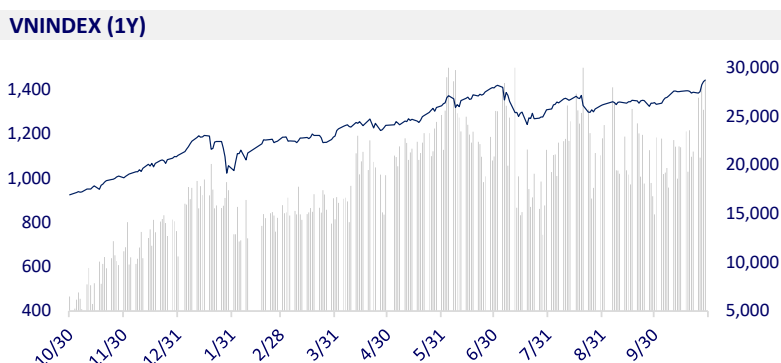
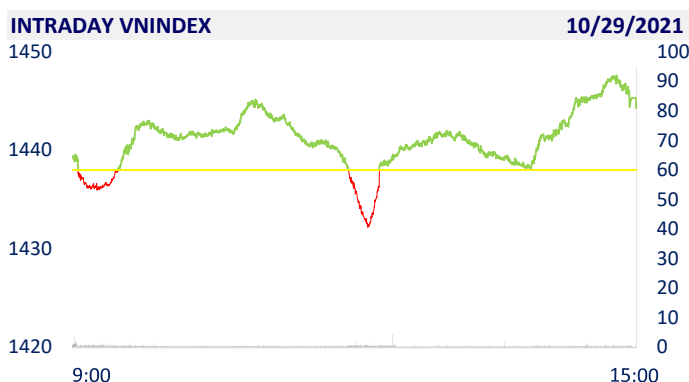
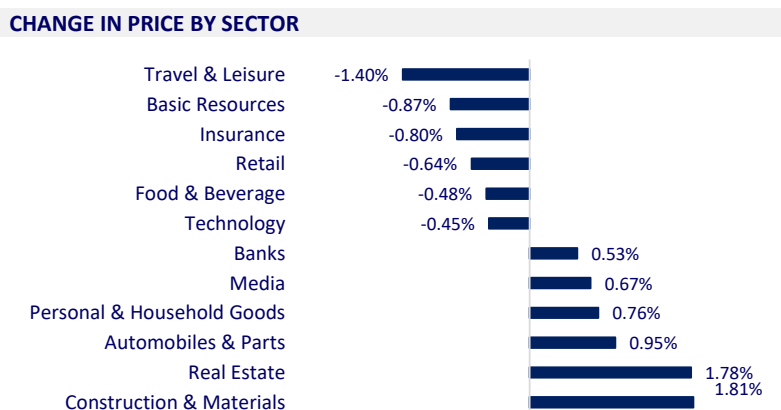


VIETNAM STOCK MARKET		1D	YTD
VN-INDEX	1,444.27	0.44%	31.36%
VN30	1,532.35	0.20%	44.78%
HNX	412.12	0.26%	109.09%
UPCOM	105.38	0.96%	42.73%
Net Foreign buy (B)	26.33		
Total trading value (B)	34,897.21	8.19%	103.45%

- Foreign investors net bought slightly in the session on October 29. VHM was the strongest net buying by foreign investors with 158b dong. ETF certificates FUESSVFL were also net bought 149b dong. Following that, CTG and VCB were net buyers of 71b dong and 66b dong, respectively. On the other side, NLG was sold the most with 117b dong. PAN and VRE were net sold 87b dong and 68b dong respectively.



ETF & DERIVATIVES		1D	YTD
E1VFN30	25,710	-0.85%	36.76%
FUEMAV30	18,060	0.17%	44.13%
FUESSV30	18,900	6.12%	42.11%
FUESSV50	22,590	0.85%	42.97%
FUESSVFL	20,400	0.15%	49.45%
FUEVFN30	27,720	0.07%	61.16%
FUEVN100	19,330	0.10%	38.57%
VN30F2110	1,489.00	0.00%	
VN30F2111	1,533.70	0.09%	
VN30F2112	1,533.70	0.21%	
VN30F2203	1,528.90	-0.07%	



GLOBAL MARKET		1D	YTD
Nikkei	28,892.69	0.64%	5.28%
Shanghai	3,547.34	0.82%	3.89%
Kospi	2,970.68	-1.29%	3.38%
Hang Seng	25,377.24	0.31%	-6.52%
STI (Singapore)	3,198.17	-0.18%	11.46%
SET (Thái Lan)	1,623.43	-0.05%	12.01%
Crude oil (\$/barrel)	83.11	0.47%	72.07%
Gold (\$/ounce)	1,797.15	-0.13%	-5.59%

- Stock markets in Asia - Pacific were mixed in the session of October 29. In Japan, the Nikkei 225 gained 0.64%. The Chinese market rose with Shanghai Composite up 0.82%, Shenzhen Component up 1.45%. Hong Kong's Hang Seng rose 0.31%. South Korea's Kospi index fell 1.29%.

VIETNAM ECONOMY		1D (bps)	YTD (bps)
Vnibor	0.61%	-4	48
Deposit interest 12M	5.60%	0	-20
5 year-Gov. Bond	0.98%	-24	-24
10 year-Gov. Bond	1.96%	1	-7
USD/VND	22,848	0	-1.42%
EUR/VND	26,948	0	-7.40%
CNY/VND	3,626	0	1.48%

- Realized investment capital from the State budget in October 2021 was estimated at VND 41.7 trillion, up 18.6% compared to September 2021 and down 17.4% over the same period last year. In the first 10 months of 2021, investment capital realized from the State budget reached 318.6 trillion VND, equaling 64.7% of the year plan and down 8.3% over the same period last year (the same period last year). 2020 by 67.8% and increasing by 31.6%.

EVENT CALENDER

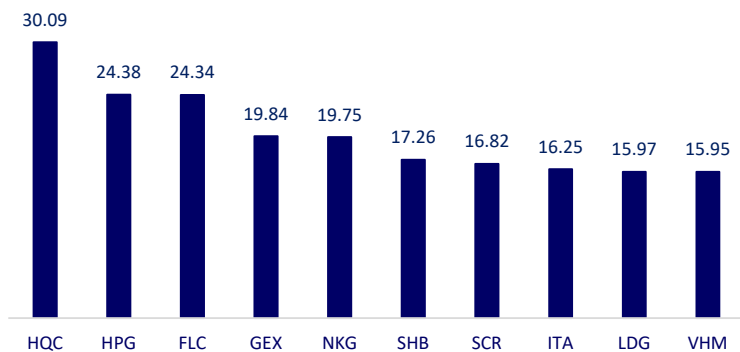
Ticker	Ex-right Date	Last register Date	Exercise Date	Type	Rate	Value
LAI	10/29/2021	11/1/2021	11/15/2021	Cash		1,000
TTT	10/29/2021	11/1/2021	11/17/2021	Cash		2,000
DTP	10/29/2021	11/1/2021	11/15/2021	Cash		300
FHS	10/29/2021	11/1/2021		Stock	28%	
PVB	10/29/2021	11/1/2021	11/10/2021	Cash		1,000
MTV	11/1/2021	11/2/2021	11/25/2021	Cash		1,000
BTD	11/1/2021	11/2/2021	11/25/2021	Cash		4,000
NBB	11/2/2021	11/3/2021		Stock	40%	
NTP	11/4/2021	11/5/2021	11/24/2021	Cash		1,500
PC1	11/4/2021	11/5/2021		Stock	20%	

SELECTED NEWS

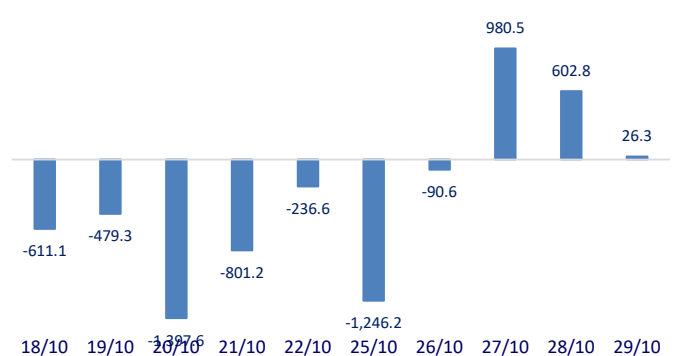
- Realized public investment capital in October is estimated at 41,700 billion VND, up 18.6%
- Travel service business is entitled to an 80% reduction in deposit until the end of 2023
- 10 months of 2021, CPI increased by 1.81% over the same period last year
- Global oil demand soars, refineries are benefiting
- US bans China's largest network operator
- WHO's \$23 billion plan to combat Covid-19

	Close	1D	5D	Buying vol.	Selling vol.	Content
VCB	98,000	0.10%	3.92%	2,765,900	2,313,200	- STB: Sacombank's profit before tax in the third quarter of 2021 decreased compared to the same period when it recorded a sharp decrease in profit from service activities. Specifically, the bank's profit from service activities in the third quarter of 2021 decreased by 53% over the same period, reaching only VND 589 billion. Profit from forex trading was also less positive, reaching only VND 150 billion, down 6% over the same period. Profit from other activities decreased by 89% to 39 billion.
BID	41,500	4.14%	5.60%	5,519,100	5,720,300	
CTG	31,500	0.64%	6.24%	22,610,700	24,059,300	
TCB	51,600	-0.39%	-1.34%	20,795,200	24,420,300	
VPB	38,050	-1.42%	2.28%	11,895,300	18,909,200	
MBB	28,500	0.00%	2.15%	19,128,500	22,397,700	
HDB	25,250	-1.17%	2.85%	4,414,000	6,302,900	
TPB	44,850	1.01%	3.82%	6,127,300	8,772,900	
STB	26,600	-0.37%	1.53%	33,654,400	22,444,500	
ACB	33,000	3.61%	4.43%	20,470,800	22,794,700	
NVL	109,300	1.39%	5.81%	9,953,900	9,935,000	- NVL: In Q4.2021, NLG is expected to continue selling 4 projects, in which the most valuable project is the Izumi project, including 275 townhouses/villas worth about 2,000 billion VND in November.
KDH	51,000	3.03%	11.96%	10,299,200	6,767,300	- PLX: Petrolimex petrol price stabilization fund continues to be negative 262 billion VND compared to the previous time of petrol price adjustment (October 11).
PDR	96,000	0.73%	-3.03%	5,084,200	4,851,300	
GAS	124,500	-0.40%	11.06%	2,315,200	2,357,400	- VHM: Total consolidated profit before tax reached VND13,812b and consolidated profit after tax of the parent company reached VND11,167b, both increasing by 84% over the same period in 2020.
POW	12,650	-0.78%	4.55%	26,628,900	42,932,700	
PLX	54,100	-1.28%	2.27%	3,492,200	3,617,200	- MSN: Q3/2021 with revenue of VND23,605b, up 17% QoQ. Deducting costs, the net profit of the third quarter of 2021 reached VND 1,147 billion, up 35% compared to the third quarter of 2020.
VIC	95,800	0.84%	4.36%	3,298,600	5,160,900	
VHM	85,500	5.56%	9.62%	24,788,900	26,520,800	- MWG: just announced September business targets, recorded net revenue of VND 8,325 billion and EAT of nearly VND 333 billion, up 28% in revenue and 50% in profit respectively compared to August after stores are allowed to reopen in some provinces.
VRE	31,200	0.65%	1.79%	14,048,800	15,759,900	
VNM	90,700	0.11%	0.22%	8,251,300	7,248,400	- MSN: Q3/2021 with revenue of VND23,605b, up 17% QoQ. Deducting costs, the net profit of the third quarter of 2021 reached VND 1,147 billion, up 35% compared to the third quarter of 2020.
MSN	150,900	-0.53%	7.71%	2,290,700	2,887,400	
SAB	160,500	-2.49%	2.56%	393,900	406,900	- MWG: just announced September business targets, recorded net revenue of VND 8,325 billion and EAT of nearly VND 333 billion, up 28% in revenue and 50% in profit respectively compared to August after stores are allowed to reopen in some provinces.
BVH	132,000	-1.12%	0.15%	893,200	1,032,300	
VJC	132,000	-1.12%	0.15%	893,200	1,032,300	- MWG: just announced September business targets, recorded net revenue of VND 8,325 billion and EAT of nearly VND 333 billion, up 28% in revenue and 50% in profit respectively compared to August after stores are allowed to reopen in some provinces.
FPT	96,900	-1.12%	0.73%	4,229,600	4,337,500	
MWG	131,400	-0.45%	2.98%	2,092,400	2,405,500	- MWG: just announced September business targets, recorded net revenue of VND 8,325 billion and EAT of nearly VND 333 billion, up 28% in revenue and 50% in profit respectively compared to August after stores are allowed to reopen in some provinces.
PNJ	104,000	2.36%	5.05%	2,547,400	2,340,300	
GVR	39,800	-0.62%	3.92%	7,860,400	11,571,700	- MWG: just announced September business targets, recorded net revenue of VND 8,325 billion and EAT of nearly VND 333 billion, up 28% in revenue and 50% in profit respectively compared to August after stores are allowed to reopen in some provinces.
SSI	40,500	-0.74%	3.32%	20,507,200	29,441,800	
HPG	57,100	-1.55%	0.71%	37,484,900	42,591,200	

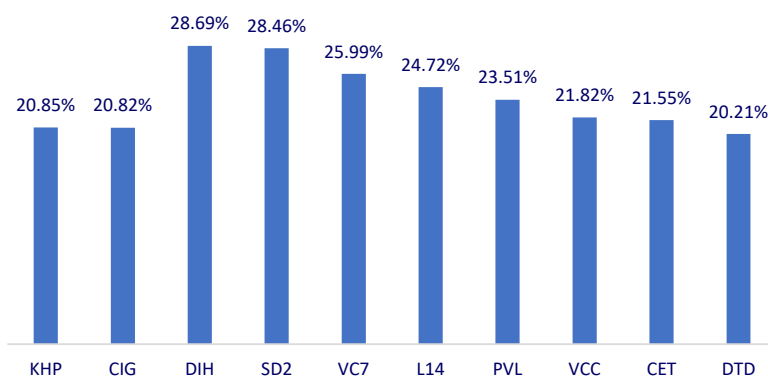
Top most traded tickers (Volume - in million)



Foreign net flow 10 nearest sessions (Billion VND)



Top increases in 3 consecutive sessions



Top decreases in 3 consecutive sessions

