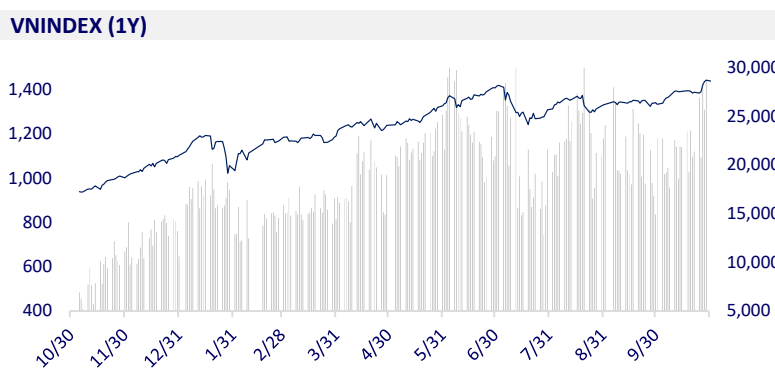
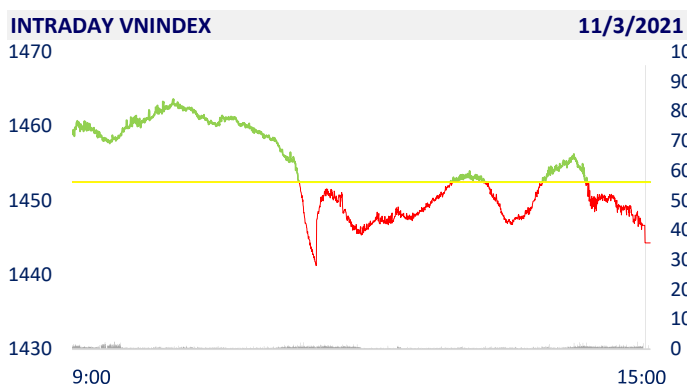
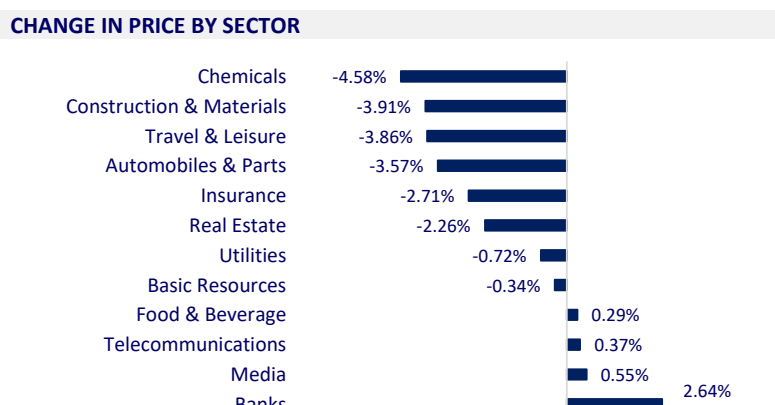


VIETNAM STOCK MARKET		1D	YTD
VN-INDEX	1,444.30	-0.56%	31.36%
VN30	1,530.65	0.61%	44.62%
HNX	415.71	-1.98%	110.91%
UPCOM	106.98	0.05%	44.90%
Net Foreign buy (B)	267.20		
Total trading value (B)	51,928.02	42.89%	202.73%

- Foreign investors net bought back 267 billion dong in the market session that set a record in terms of liquidity. HPG was the strongest net buying by foreign investors today with a value of 266 billion dong, far behind GEX with 85 billion dong. Meanwhile, HSG was sold the most with 84 billion dong. MSN and VNM were net sold 44 billion dong and 41 billion dong respectively.



ETF & DERIVATIVES		1D	YTD
E1VFN30	25,700	0.04%	36.70%
FUEMAV30	18,080	0.89%	44.29%
FUESSV30	18,770	5.39%	41.13%
FUESSV50	22,600	0.00%	43.04%
FUESSVFL	21,000	2.94%	53.85%
FUEVFN30	27,800	1.09%	61.63%
FUEVN100	19,480	0.93%	39.64%
VN30F2110	1,489.00	0.00%	
VN30F2111	1,528.50	0.29%	
VN30F2112	1,527.00	0.29%	
VN30F2203	1,524.60	0.25%	



GLOBAL MARKET		1D	YTD
Nikkei	29,520.90	0.00%	7.57%
Shanghai	3,498.54	-0.20%	2.46%
Kospi	2,975.71	-1.25%	3.56%
Hang Seng	25,024.75	-0.17%	-7.82%
STI (Singapore)	3,219.69	-0.39%	12.21%
SET (Thái Lan)	1,611.92	-0.37%	11.22%
Crude oil (\$/barrel)	82.12	-0.69%	70.02%
Gold (\$/ounce)	1,783.70	-0.09%	-6.30%

- China announced services PMI, Asian stocks fell. The Chinese market fell with the Shanghai Composite down 0.2%. Hong Kong's Hang Seng fell 0.17%. The Caixin/Markit Services Purchasing Managers' Index (PMI) in October was 53.8 points, up from 53.4 points in September. The October non-manufacturing PMI released last week was 52.4. points, down from 53.2 in September. Korea's Kospi index fell 1.25%. Japanese market holiday.

VIETNAM ECONOMY		1D (bps)	YTD (bps)
Vnibor	0.60%	-1	47
Deposit interest 12M	5.60%	0	-20
5 year-Gov. Bond	1.16%	-6	-6
10 year-Gov. Bond	1.87%	-8	-16
USD/VND	22,815	0	-1.57%
EUR/VND	26,761	0	-8.05%
CNY/VND	3,622	0	1.37%

- 26 cooperation agreements, worth billions of USD, have been signed between Vietnamese and British businesses. One of them is the signing of a Memorandum of Understanding between SOVICO Group and Oxford University, funding investment in research and education development with a total value of £155 million. Meanwhile, Vietjet Air and Rolls-Royce Group signed an agreement to provide engines and engine services for the wide-body fleet with a total value of 400 million USD.

EVENT CALENDER

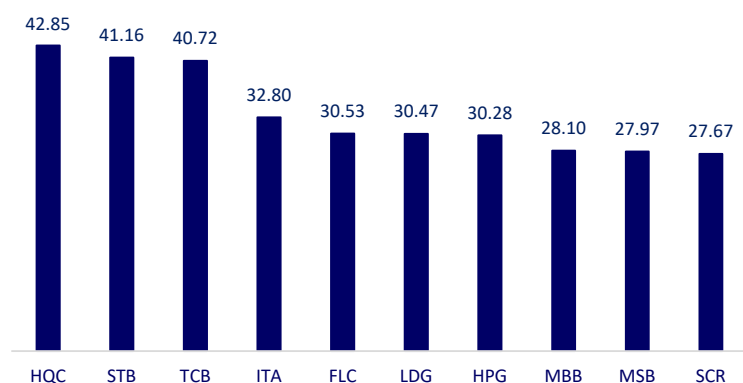
Ticker	Ex-right Date	Last register Date	Exercise Date	Type	Rate	Value
HAM	11/4/2021	11/5/2021		Stock	50%	
NTP	11/4/2021	11/5/2021	11/24/2021	Cash		1,500
PSE	11/4/2021	11/5/2021	11/25/2021	Cash		700
PC1	11/4/2021	11/5/2021		Stock	20%	
BHP	11/5/2021	11/8/2021	11/19/2021	Cash		250
ABI	11/5/2021	11/8/2021		Stock	14%	
TRC	11/8/2021	11/9/2021	11/26/2021	Cash		900
BVH	11/8/2021	11/9/2021	11/30/2021	Cash		899
IDC	11/9/2021	11/10/2021	11/25/2021	Cash		2,400
C36	11/16/2021	11/17/2021	11/25/2021	Cash		300

SELECTED NEWS

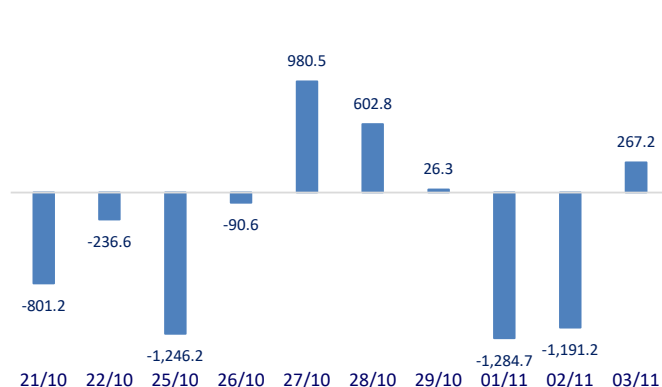
- TThe Ministry of Transport and Communications has approved the planning of Van Ninh general port to receive ships of 20,000 tons
- Officially promulgate the National List of projects calling for foreign investment
- Waiting for large capital flows from Europe
- Partners commit USD 665 million to support green recovery for ASEAN
- South Korea: CPI hit a record high in nearly 10 years
- China's coal shortage eases after many government interventions

	Close	1D	5D	Buying vol.	Selling vol.	Content
VCB	98,700	0.82%	2.71%	5,764,900	3,018,500	- CTG: As of October 31, total bank assets increased by 8.1%. Total capital increased by nearly 8%, of which market capital 1 increased by 10%. Credit increased by 8%. Indicators such as ROA and ROE are at 1.3% and 16.1% respectively. The capital adequacy ratio is more than 9%. Accumulating 9 months, pre-tax profit reached 13,910 billion dong, up 34% over the same period last year.
BID	43,050	2.62%	7.89%	8,588,400	8,191,100	
CTG	33,000	1.85%	6.11%	33,149,200	31,560,300	
TCB	53,700	4.07%	4.27%	62,145,500	59,126,700	
VPB	38,400	2.26%	1.19%	26,049,500	27,436,900	
MBB	29,150	2.64%	2.64%	42,874,000	49,063,200	
HDB	27,200	6.25%	7.94%	20,400,600	15,622,800	
TPB	44,200	0.91%	2.08%	6,546,900	7,837,000	
STB	27,900	4.69%	5.28%	71,718,400	63,603,100	
ACB	33,850	2.11%	7.80%	19,843,900	21,727,500	
NVL	105,200	-2.68%	1.25%	8,263,800	7,380,600	- KDH: Mr. Bui Quang Huy, Deputy GD, registered to sell 174,075 shares out of a total of 274,075 shares owned. The transaction is expected to take place from November 5 to December 4, 2021.
KDH	47,200	-6.35%	-1.67%	6,691,200	8,697,800	
PDR	93,500	-1.89%	-3.71%	4,902,200	5,267,600	
GAS	120,000	-1.32%	-1.40%	2,743,000	3,245,000	- PLX: reported a 91% decrease in after-tax profit to nearly VND80 billion in Q3, the lowest profit since a loss of more than VND1,800 billion in the first quarter of last year.
POW	12,600	-1.95%	1.61%	42,100,900	44,041,800	
PLX	53,000	-2.39%	-4.16%	2,586,300	3,296,600	
VIC	95,300	-0.52%	0.32%	11,135,000	5,700,200	- VIC: In the industrial sector, VinFast continues to affirm its leading position in Vietnam as well as accelerate its expansion strategy to foreign markets.
VHM	82,900	-2.47%	2.35%	16,318,900	18,335,400	
VRE	31,700	2.76%	1.60%	23,002,300	22,977,800	
VNM	88,200	-1.12%	-2.43%	12,430,300	7,698,700	- MSN and VNM were both among the top net sellers of foreign investors today with a value of VND 43.8 billion and VND 41.3 billion, respectively.
MSN	145,500	0.00%	-0.89%	2,270,800	2,314,300	
SAB	172,600	4.48%	7.94%	596,000	503,500	
BVH	129,800	-1.67%	-3.13%	891,300	1,072,000	- HPG: announced October sales volume reached 968,000 tons of steel of all kinds, up 64% over the same period and up 31% compared to September – recording the 4th consecutive month of increase. At the same time, the sales volume in October was only lower than the record level set in March (reaching 1 million tons). In which, construction steel contributed the most with 467,000 tons, up 87% over the same period last year and up 42% over the previous month.
VJC	129,800	-1.67%	-3.13%	891,300	1,072,000	
FPT	96,100	0.00%	-2.14%	4,164,500	4,320,200	
MWG	128,800	-0.08%	-2.42%	2,048,600	2,216,800	
PNJ	104,500	-0.48%	2.55%	1,336,900	1,519,500	
GVR	39,300	-6.65%	-1.75%	9,479,800	13,120,900	
SSI	41,700	-1.53%	3.22%	29,038,800	35,683,700	
HPG	55,600	0.18%	-3.97%	49,638,900	44,044,500	

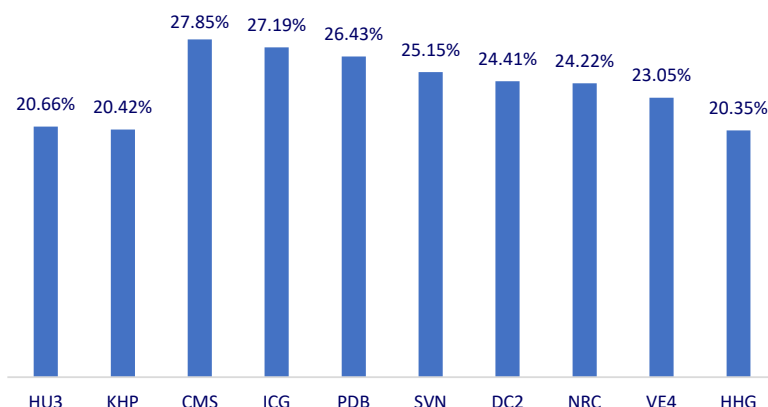
Top most traded tickers (Volume - in million)



Foreign net flow 10 nearest sessions (Billion VND)



Top increases in 3 consecutive sessions



Top decreases in 3 consecutive sessions

