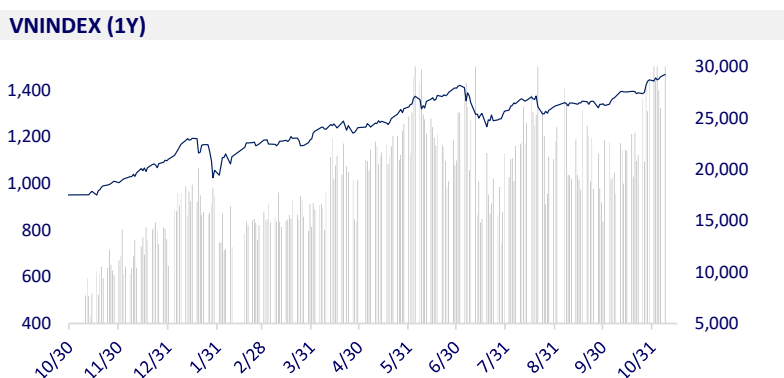
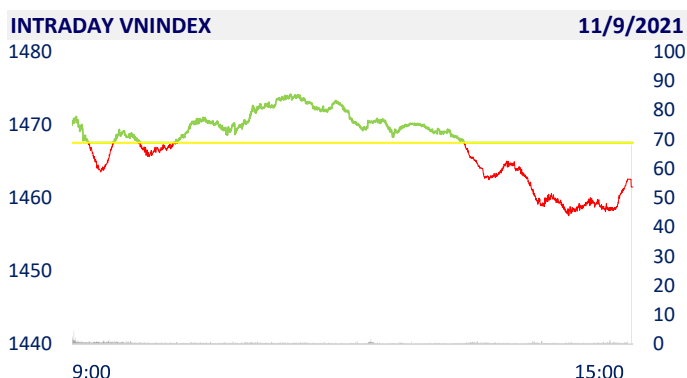
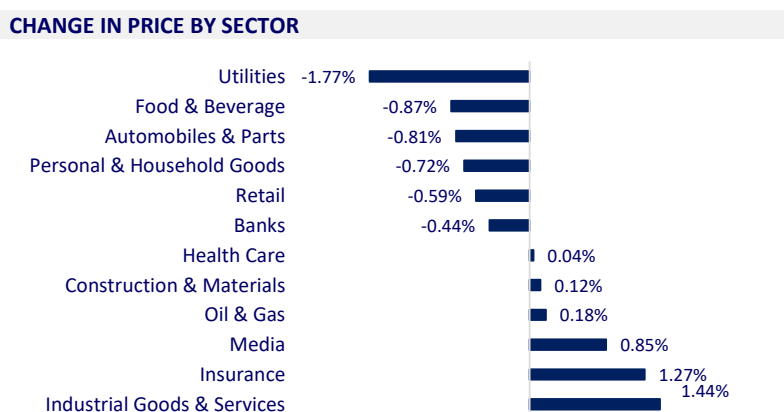


VIETNAM STOCK MARKET		1D	YTD
VN-INDEX	1,461.50	-0.41%	32.93%
VN30	1,527.13	-0.56%	44.29%
HNX	432.64	0.12%	119.50%
UPCOM	109.18	0.14%	47.88%
Net Foreign buy (B)	8.24		
Total trading value (B)	37,163.88	-5.08%	116.66%

- In general, on all 3 exchanges, foreign investors were a slight net buy in 9/11 session. HPG was bought the most by foreign investors with 173 billion dong. CTG and VHM were net bought 95 billion dong and 86 billion dong respectively. On the other side, MSN was sold the most with 97 billion dong DXG and NVL were sold 91 billion dong and 80 billion dong respectively.



ETF & DERIVATIVES		1D	YTD
E1VFN30	25,690	-1.00%	36.65%
FUEMAV30	18,000	-0.50%	43.66%
FUESSV30	19,090	7.19%	43.53%
FUESSV50	22,800	0.00%	44.30%
FUESSVFL	21,200	-0.24%	55.31%
FUEVFVND	27,980	-0.07%	62.67%
FUEVN100	19,450	-0.77%	39.43%
VN30F2110	1,489.00	0.00%	
VN30F2111	1,525.50	-0.79%	
VN30F2112	1,524.00	-0.71%	
VN30F2203	1,521.40	-0.75%	



GLOBAL MARKET		1D	YTD
Nikkei	29,285.46	-0.82%	6.71%
Shanghai	3,507.00	0.24%	2.71%
Kospi	2,962.46	0.08%	3.10%
Hang Seng	24,813.13	-0.24%	-8.60%
STI (Singapore)	3,242.34	0.00%	13.00%
SET (Thái Lan)	1,631.69	0.34%	12.58%
Crude oil (\$/barrel)	82.28	0.32%	70.35%
Gold (\$/ounce)	1,826.95	0.04%	-4.03%

- Asian stocks mixed after Wall Street's peak session. In Japan, the Nikkei 225 fell 0.82%. The Chinese market rose with Shanghai Composite up 0.24%, Shenzhen Component up 0.435%. Hong Kong's Hang Seng fell 0.24%. South Korea's Kospi index rose 0.08%.

VIETNAM ECONOMY		1D (bps)	YTD (bps)
Vnibor	0.63%	1	50
Deposit interest 12M	5.60%	0	-20
5 year-Gov. Bond	0.93%	-28	-29
10 year-Gov. Bond	1.97%	3	-6
USD/VND	22,758	0	-1.81%
EUR/VND	26,699	0	-8.26%
CNY/VND	3,615	0	1.18%

- The Ministry of Transport proposes to reopen regular passenger flights to Vietnam in 3 phases, of which phase 1 starts from the first quarter of next year. The ministry also proposed the Government decide on a specific time to implement the stages of resumption of regular international passenger flights.

**EVENT CALENDER**

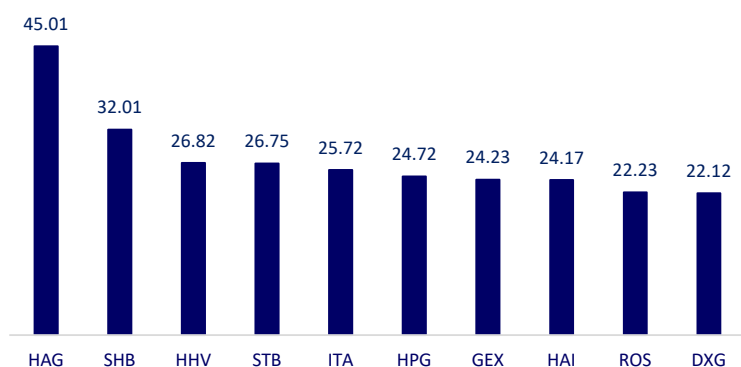
Ticker	Ex-right Date	Last register Date	Exercise Date	Type	Rate	Value
TDT	11/9/2021	11/10/2021		Stock	33%	
IDC	11/9/2021	11/10/2021	11/25/2021	Cash		2,400
PTD	11/9/2021	11/10/2021	11/18/2021	Cash		1,000
ADP	11/9/2021	11/10/2021	12/3/2021	Cash		400
VNF	11/10/2021	11/11/2021		Stock	5%	
VPI	11/11/2021	11/12/2021		Stock	10%	
SHB	11/11/2021	11/12/2021		Stock	11%	
PVT	11/11/2021	11/12/2021	12/6/2021	Cash		1,000
SDC	11/11/2021	11/12/2021	11/25/2021	Cash		500
C36	11/16/2021	11/17/2021	11/25/2021	Cash		300

## SELECTED NEWS

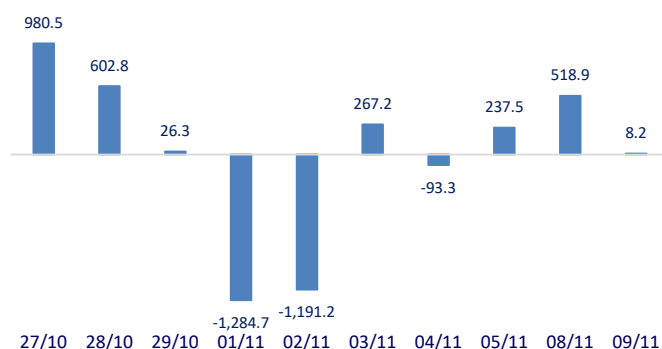
- The Ministry of Transport proposes to reopen international flights to 15 countries and territories
- Standard Chartered: Vietnam is a priority destination in new economies
- In 5 years, Vietnam has increased 16 places in the ranking of global industry competitiveness
- Fed warns of risks of risky assets and stablecoins
- Fear of bubbles is growing as financial markets explode rapidly
- The Fed warns of the impact of China's real estate market on the US

	Close	1D	5D	Buying vol.	Selling vol.	Content
VCB	97,100	-1.12%	-0.82%	2,015,300	2,111,300	- TPB: 4 organizations in SoftBank's Investment Block bought 24.1 million TPB shares, estimated to spend VND 1,041 billion. Transactions took place from October 5 to November 3 by order matching and put-through methods. - TCB: Additional listing of 6,008,568 shares due to ESOP issuance, bringing the total number of securities after listing change to 3,510,914,798 shares. Official trading date September 16, 2022
BID	43,000	-2.05%	2.50%	3,839,700	5,093,900	
CTG	32,950	0.46%	1.70%	26,633,500	28,849,800	
TCB	52,300	-0.57%	1.36%	32,159,200	40,101,900	
VPB	37,050	-1.33%	-1.33%	14,899,500	15,950,100	
MBB	28,600	0.35%	0.70%	22,655,600	26,141,900	
HDB	27,700	2.59%	8.20%	10,987,800	14,399,800	
TPB	43,400	-0.91%	-0.91%	3,655,200	3,878,700	
STB	28,100	0.90%	5.44%	41,512,600	47,515,700	
ACB	33,450	0.15%	0.90%	8,884,600	10,545,000	
NVL	103,000	-1.53%	-4.72%	4,588,700	4,895,800	- NVL: Novaland group has just mobilized nearly 1,600 billion VND of bonds. Part of the capital was contributed by Novaland to its subsidiary and M&A Hoan Vu Resort - Ho Tram.
KDH	48,400	0.73%	-3.97%	5,428,200	4,674,200	
PDR	92,300	-0.86%	-3.15%	4,468,600	4,929,300	- POW: In October, the power demand on the system continued to decrease due to COVID-19 and natural disasters, making PV Power's power output only 42% of the monthly plan.
GAS	119,200	-3.09%	-1.97%	2,410,000	3,140,400	
POW	12,850	-1.91%	0.00%	26,396,600	41,126,200	
PLX	54,500	-0.37%	0.37%	2,172,800	2,505,400	- VHM was in the top of stocks that were bought the most by foreign investors in today's session with a value of up to 86.4 billion dong.
VIC	94,900	0.00%	-0.94%	3,231,500	4,112,700	
VHM	83,000	0.73%	-2.35%	12,971,600	14,888,000	
VRE	30,400	-1.46%	-1.46%	14,601,600	15,722,300	- MSN: Masan has a strategic partnership with De Heus Vietnam to maintain the 3F value chain model
VNM	89,800	-1.10%	0.67%	5,393,800	8,379,200	
MSN	147,800	-2.76%	1.58%	2,148,800	2,325,700	
SAB	174,000	0.17%	5.33%	95,700	121,600	- MWG: Announces consolidated financial statements for the third quarter of 2021 with a decrease in net profit compared to the same period last year due to the impact of the Covid-19 pandemic, equivalent to VND 967 billion. Notably, during the period, the Company recorded a sudden financial revenue, mainly from interest on deposits with VND 686 billion - 2 times higher than the same period in 2020.
BVH	131,000	-0.61%	-0.76%	889,800	1,064,800	
VJC	131,000	-0.61%	-0.76%	889,800	1,064,800	
FPT	96,400	-1.03%	0.31%	3,302,000	3,474,700	
MWG	130,000	-1.22%	0.85%	1,427,000	2,031,500	
PNJ	106,000	-1.85%	0.95%	1,176,500	1,017,600	
GVR	40,600	-0.25%	-3.56%	5,874,400	8,449,600	
SSI	44,300	-0.45%	4.60%	28,490,600	30,869,000	
HPG	56,500	-0.53%	1.80%	44,091,300	45,061,000	

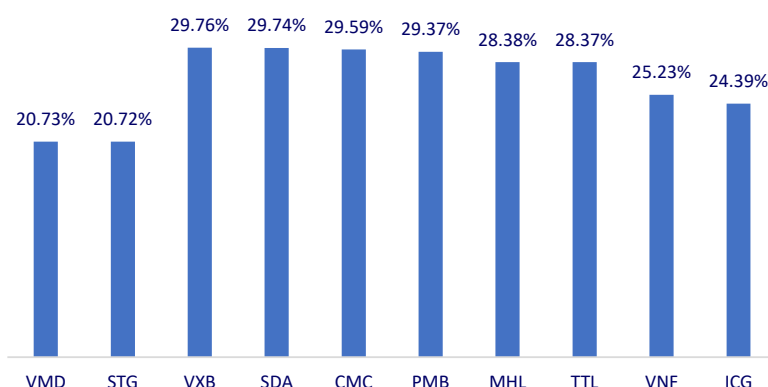
Top most traded tickers (Volume - in million)



Foreign net flow 10 nearest sessions (Billion VND)



Top increases in 3 consecutive sessions



Top decreases in 3 consecutive sessions

