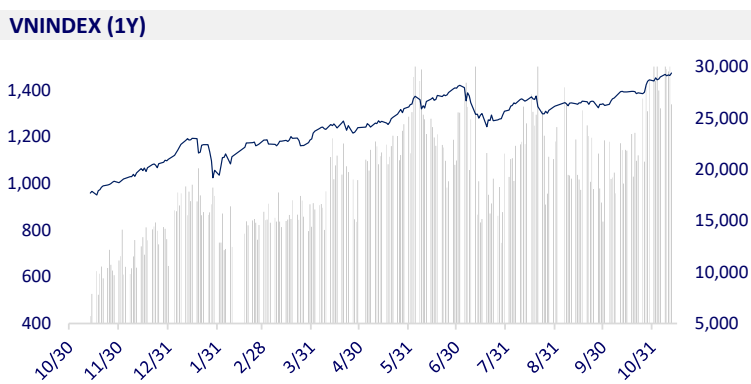
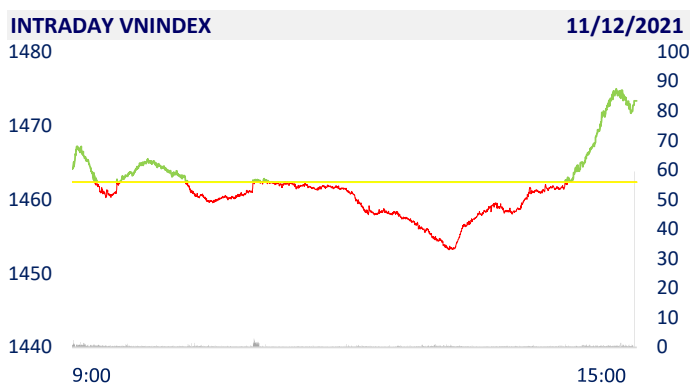
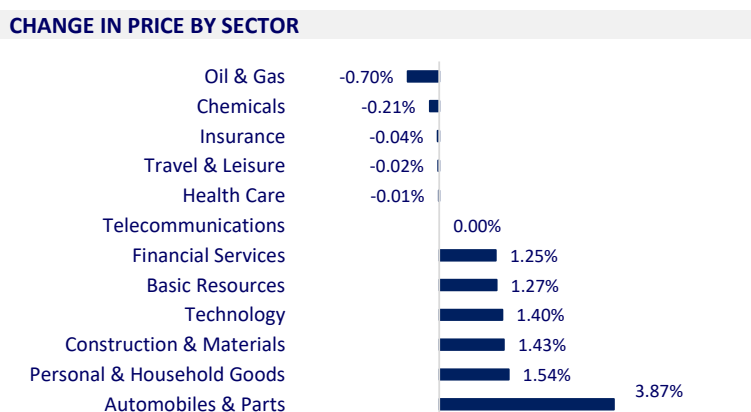


VIETNAM STOCK MARKET		1D	YTD
VN-INDEX	1,473.37	0.75%	34.00%
VN30	1,527.94	0.90%	44.36%
HNX	441.63	0.66%	124.06%
UPCOM	110.66	1.33%	49.88%
Net Foreign buy (B)	201.96		
Total trading value (B)	34,408.39	-24.86%	100.60%

- Foreign investors net bought again 202 billion dong in 11/12 session. CTG was bought the most by foreign investors on HoSE with 117 billion dong. MSN and STB were net bought 103 billion dong and 79.5 billion dong respectively. On the other side, HPG was sold the most with 77.5 billion dong. PLX and NLG were net sold at 40 billion dong and 25 billion dong, respectively.



ETF & DERIVATIVES		1D	YTD
E1VFN30	25,890	0.78%	37.71%
FUEMAV30	17,980	0.84%	43.50%
FUESSV30	18,950	6.40%	42.48%
FUESSV50	22,800	-1.30%	44.30%
FUESSVFL	20,750	-1.19%	52.01%
FUEVFVND	28,140	1.26%	63.60%
FUEVN100	19,500	-0.51%	39.78%
VN30F2110	1,489.00	0.00%	
VN30F2111	1,530.70	1.17%	
VN30F2112	1,526.50	1.01%	
VN30F2203	1,524.00	0.89%	



GLOBAL MARKET		1D	YTD
Nikkei	29,609.97	0.12%	7.89%
Shanghai	3,539.10	0.18%	3.65%
Kospi	2,968.80	1.50%	3.32%
Hang Seng	25,327.97	-0.28%	-6.70%
STI (Singapore)	3,242.34	0.00%	13.00%
SET (Thái Lan)	1,633.94	0.09%	12.74%
Crude oil (\$/barrel)	80.41	-0.97%	66.48%
Gold (\$/ounce)	1,851.55	-0.50%	-2.74%

- Asian stocks mixed, oil prices fell. In Japan, the Nikkei 225 gained 0.12%. The Chinese market edged higher with the Shanghai Composite up 0.18%. Hong Kong's Hang Seng fell 0.28%. JD.com shares rose nearly 5% after the 11/11 Singles Day shopping event, Alibaba fell 0.67%. South Korea's Kospi index rose 1.5%.

VIETNAM ECONOMY		1D (bps)	YTD (bps)
Vnibor	0.63%	0	50
Deposit interest 12M	5.60%	0	-20
5 year-Gov. Bond	1.20%	2	-2
10 year-Gov. Bond	1.91%	1	-12
USD/VND	22,746	0	-1.86%
EUR/VND	26,553	0	-8.76%
CNY/VND	3,619	0	1.29%

- The Governor of the State Bank said that with a large open economy, with a total import-export turnover of over 200% of GDP, Vietnam may face import inflation risks. Governor of the State Bank (SBV) Nguyen Thi Hong said that by assessing the actual situation of the bank's monetary activities and the macro-economy, the National Assembly's target of controlling inflation below 4% this year can be achieved.

EVENT CALENDER

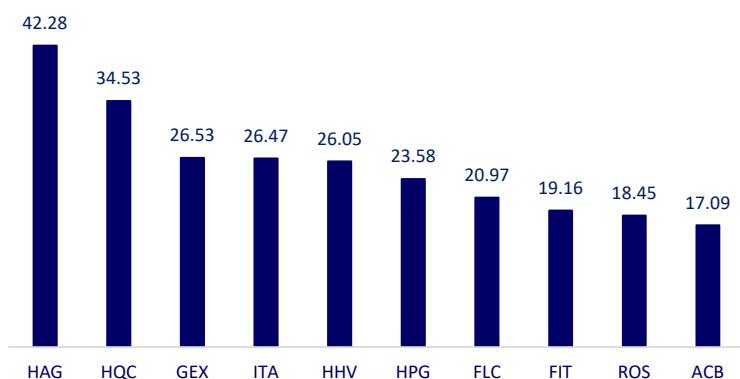
Ticker	Ex-right Date	Last register Date	Exercise Date	Type	Rate	Value
KHP	11/12/2021	11/15/2021	12/1/2021	Cash		300
SMC	11/12/2021	11/15/2021	11/26/2021	Cash		500
PGN	11/12/2021	11/15/2021		Stock	100:11	
DDN	11/12/2021	11/15/2021		Stock	100:15	
TIX	11/12/2021	11/15/2021	12/27/2021	Cash		1,250
ST8	11/15/2021	11/16/2021	12/8/2021	Cash		600
FCN	11/15/2021	11/16/2021	12/30/2021	Cash		300
GDT	11/16/2021	11/17/2021	11/26/2021	Cash		2,000
C36	11/16/2021	11/17/2021	11/25/2021	Cash		300
THG	11/18/2021	11/19/2021	12/3/2021	Cash		1,000

SELECTED NEWS

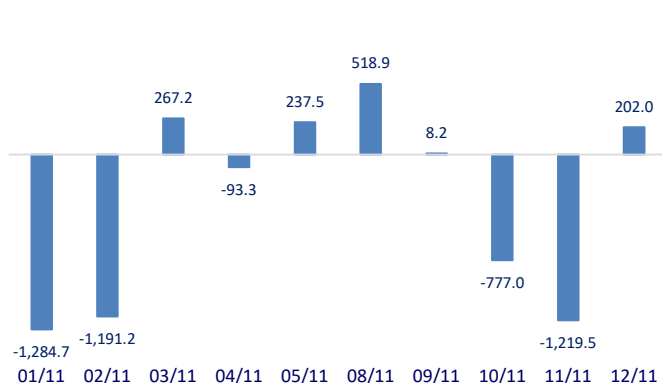
- Governor of the State Bank: The pressure on inflation and monetary policy management in the coming time will be great
- By the end of 2021, 2 component projects of the East North - South Expressway will be completed
- Minister of Finance: It is expected to issue bonds to mobilize 180,000b from the people to lead the growth.
- OPEC: Rising oil prices slow the recovery of oil demand
- World food prices broke their peak in October
- Hong Kong (China): Nearly 1.1 million people have successfully escaped poverty

	Close	1D	5D	Buying vol.	Selling vol.	Content
VCB	98,200	-0.10%	0.72%	1,368,400	1,111,900	- HDB: just announced the approval of additional capital contribution at HD Saison Finance Company Limited. Accordingly, HDBank plans to pour another 175 billion dong into HD Saison, bringing the total value of capital contributed to this financial company to 1,175 billion dong. Ownership rate reaches 50%. HD Saison has a charter capital of 2,000 billion VND. In which, HDBank holds 50% of capital, Credit Saison (Japan) holds 49% of capital and Ho Chi Minh City Securities Joint Stock Company. Ho Chi Minh City (HSC) holds 1% of capital.
BID	43,200	0.93%	-0.92%	4,107,700	3,322,200	
CTG	32,700	2.35%	0.00%	23,598,100	17,918,300	
TCB	52,500	1.94%	-0.94%	23,664,500	20,139,800	
VPB	36,750	0.68%	-3.16%	13,385,700	9,957,200	
MBB	28,550	1.60%	-0.35%	20,388,700	18,768,500	
HDB	28,000	1.08%	4.87%	7,843,100	7,480,900	
TPB	43,500	1.16%	0.00%	2,569,500	2,257,000	
STB	28,100	1.44%	1.63%	27,121,500	30,576,300	
ACB	33,350	1.06%	-0.45%	7,806,300	7,696,100	
NVL	106,000	0.47%	0.95%	1,975,700	2,982,900	- PDR: On November 12, MSCI announced 9 more stocks into the basket of MSCI Frontier Market Index, of which 1 Vietnamese ticker is PDR.
KDH	49,500	-0.60%	2.70%	3,910,100	4,078,700	
PDR	91,400	-0.54%	-3.69%	4,217,700	4,827,100	- PLX: New regulations in Decree 95 will have a slight positive impact on Vietnam National Petroleum Group
GAS	118,100	-0.76%	-3.51%	2,807,200	2,527,600	
POW	12,950	0.39%	-0.38%	35,589,100	33,245,500	
PLX	60,000	0.33%	11.32%	4,719,000	4,290,600	
VIC	94,500	-0.32%	-0.53%	1,998,200	2,634,300	- VIC: VinFast issues another 1,500 billion dong of bonds. The bond lot has a term of 3 years with a coupon interest rate of 9%/year.
VHM	82,000	0.61%	0.00%	8,769,900	8,704,300	
VRE	30,100	-0.66%	-3.53%	9,782,900	11,515,900	- VNM: Vinamilk brings premium organic fresh milk with double standard to Shanghai International Exhibition
VNM	89,300	-0.33%	0.11%	4,544,600	4,916,900	
MSN	149,600	1.84%	1.22%	2,237,900	2,545,200	
SAB	172,000	0.00%	0.00%	84,100	115,800	- FPT: revenue and profit before tax in the first 10 months of the year reached VND 28,215 billion and VND 5,206 billion, up 19.4% and 19.7% over the same period. Pre-tax profit margin increased from 18.4% to 18.5%. Thus, the company has completed 84% of the profit plan for the whole year. Profit after tax for shareholders of parent company and EPS reached VND 3,482 billion and VND 3,844 respectively, up 19.0% and 18.4% respectively.
BVH	128,600	0.00%	-1.08%	860,000	893,500	
VJC	128,600	0.00%	-1.08%	860,000	893,500	
FPT	98,000	2.08%	0.41%	4,023,000	4,142,400	
MWG	136,000	0.74%	3.03%	1,830,700	2,345,900	
PNJ	109,900	5.17%	1.76%	1,457,200	1,436,400	
GVR	41,400	-1.19%	3.24%	5,035,200	6,510,300	
SSI	44,600	1.02%	3.96%	22,113,200	28,045,300	
HPG	54,600	1.11%	-3.53%	40,371,200	33,456,400	

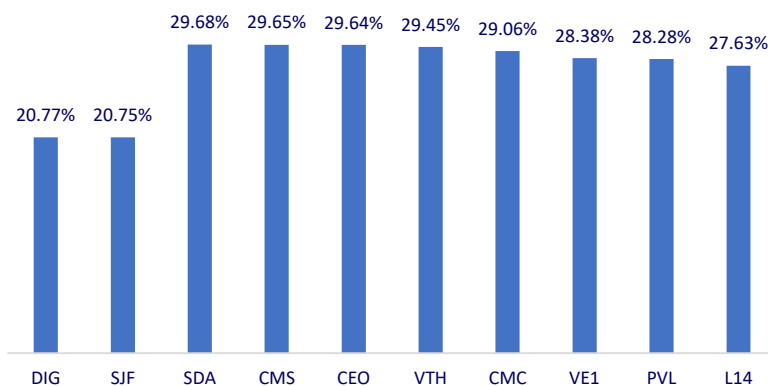
Top most traded tickers (Volume - in million)



Foreign net flow 10 nearest sessions (Billion VND)



Top increases in 3 consecutive sessions



Top decreases in 3 consecutive sessions

