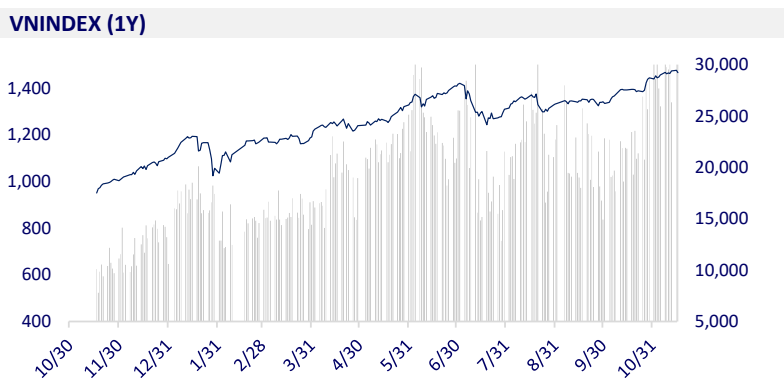
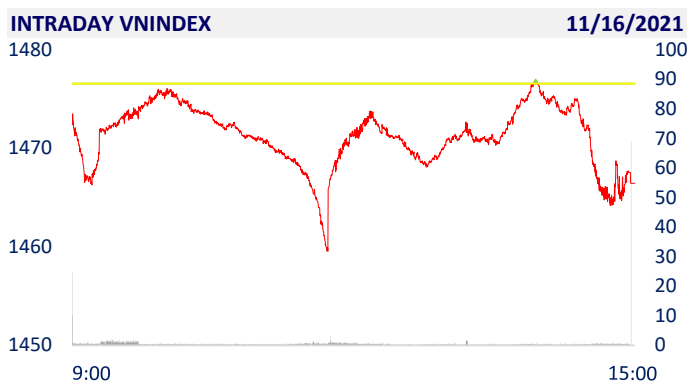
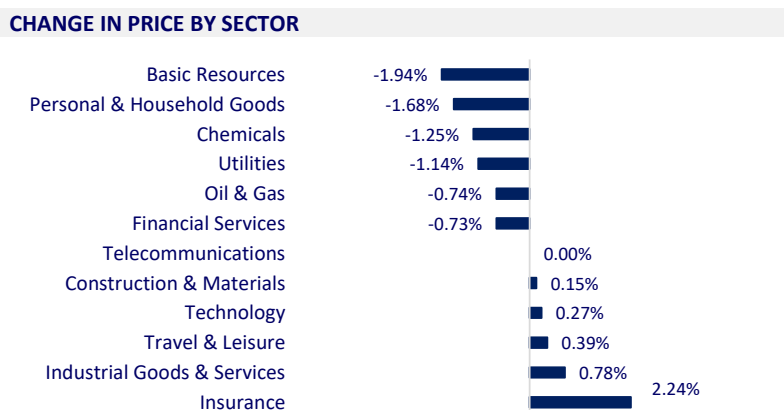


VIETNAM STOCK MARKET		1D	YTD
VN-INDEX	1,466.45	-0.69%	33.38%
VN30	1,517.22	-0.75%	43.35%
HNX	452.25	1.79%	129.45%
UPCOM	111.48	-0.23%	51.00%
Net Foreign buy (B)	219.01		
Total trading value (B)	42,220.42	-0.93%	146.14%

- The iShares MSCI ETF was a net buy right before the fourth quarter review. The iShares MSCI Frontier & Select EM ETF fund recorded a net buying of Vietnamese stocks in the trading week from November 8-12. With continued buying, Vietnamese shares increased their weighting from 23.2% (September 1st) to 23.97% on November 12. The two following positions are Morocco (7.85%) and Nigeria (7.13%)



ETF & DERIVATIVES		1D	YTD
E1VFN30	25,500	-1.16%	35.64%
FUEMAV30	17,830	-0.94%	42.30%
FUESSV30	18,930	6.29%	42.33%
FUESSV50	22,650	-0.66%	43.35%
FUESSVFL	21,020	-0.38%	53.99%
FUEVFVND	28,230	0.21%	64.13%
FUEVN100	19,610	-0.46%	40.57%
VN30F2110	1,489.00	0.00%	
VN30F2111	1,517.30	-0.69%	
VN30F2112	1,518.00	-0.52%	
VN30F2203	1,518.50	-0.40%	



GLOBAL MARKET		1D	YTD
Nikkei	29,808.12	0.13%	8.61%
Shanghai	3,521.79	-0.33%	3.14%
Kospi	2,997.21	-0.08%	4.31%
Hang Seng	25,713.78	1.15%	-5.28%
STI (Singapore)	3,242.34	0.00%	13.00%
SET (Thái Lan)	1,644.01	0.32%	13.43%
Crude oil (\$/barrel)	80.07	-0.06%	65.78%
Gold (\$/ounce)	1,876.60	0.62%	-1.42%

- Australia released the minutes of the November monetary policy meeting, Asian stocks mixed. In Japan, the Nikkei 225 gained 0.13%. The Chinese market fell with Shanghai Composite down 0.33%, Shenzhen Component down 0.153%. Hong Kong's Hang Seng rose 1.15%. South Korea's Kospi index fell 0.08%.

VIETNAM ECONOMY		1D (bps)	YTD (bps)
Vnibor	0.65%	0	52
Deposit interest 12M	5.60%	0	-20
5 year-Gov. Bond	1.14%	18	-8
10 year-Gov. Bond	1.85%	-10	-18
USD/VND	22,750	0	-1.85%
EUR/VND	26,161	0	-10.11%
CNY/VND	3,617	0	1.23%

- Yesterday, November 15, the Vietnam Textile and Apparel Association (Vitas) in collaboration with the American Cotton Association announced that it would organize the 5th annual event "Cotton Day" on December 1 in Vietnam via online form. It is estimated that for the whole year of 2021, Vietnam's textile and garment industry will export from \$38-38.5 billion, up from \$36 billion in the whole of 2020.

EVENT CALENDER

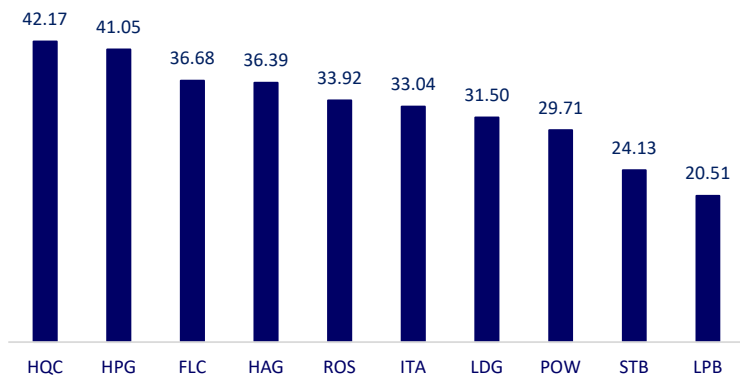
Ticker	Ex-right Date	Last register Date	Exercise Date	Type	Rate	Value
GDT	11/16/2021	11/17/2021	11/26/2021	Cash		2,000
C36	11/16/2021	11/17/2021	11/25/2021	Cash		300
BKH	11/17/2021	11/18/2021	12/17/2021	Cash		1,000
CNC	11/17/2021	11/18/2021	12/2/2021	Cash		2,000
SFN	11/18/2021	11/19/2021	12/20/2021	Cash		900
THG	11/18/2021	11/19/2021	12/3/2021	Cash		1,000
ICG	11/19/2021	11/22/2021	12/14/2021	Cash		500
SFI	11/19/2021	11/22/2021	12/2/2021	Cash		500
TNA	11/23/2021	11/24/2021		Stock	10:2	
ANV	11/25/2021	11/26/2021	12/24/2021	Cash		1,000

SELECTED NEWS

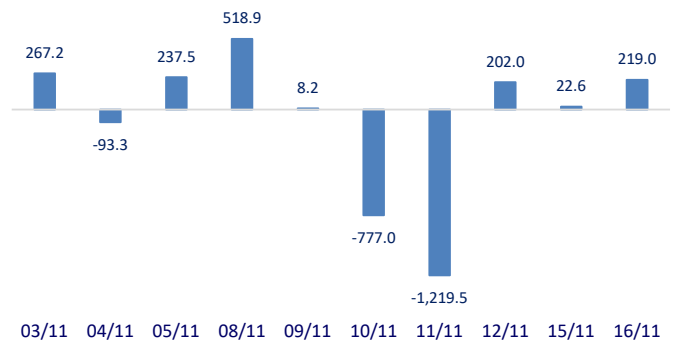
- Textile and garment exports for the whole year will reach 38-38.5 billion USD
- Attracting investors to 'pour money' into seaport infrastructure
- Some regulations of Vietnam exceed CPTPP commitments
- Inflation is the fastest in 30 years, the Fed is under pressure to accelerate taper
- China's property value surpasses the US for the first time
- US Secretary of Commerce: The US will not return to CPTPP

	Close	1D	5D	Buying vol.	Selling vol.	Content
VCB	97,200	-0.51%	0.10%	1,285,700	1,462,600	- HDB: Phu Long Real Estate JSC has sold more than 5.16 million shares owned at HDBank. The transaction was carried out on October 28 by agreement method. It is estimated that with this value, Phu Long Real Estate earned about 131.8 billion VND from the above transaction. Phu Long Real Estate Joint Stock Company is an enterprise related to Ms. Nguyen Thi Phuong Thao - Standing Vice Chairman of the Board of Directors of HDBank. This company is a member of Sovico Holdings Group where Ms. Thao holds the position of Chairman.
BID	42,800	0.00%	-0.47%	2,478,000	2,882,200	
CTG	32,400	-0.31%	-1.67%	16,078,200	17,112,700	
TCB	52,000	0.00%	-0.57%	21,397,400	26,507,200	
VPB	36,150	0.00%	-2.43%	16,296,600	17,330,600	
MBB	28,650	0.17%	0.17%	23,101,600	33,440,100	
HDB	27,900	-3.29%	0.72%	9,520,100	12,655,300	
TPB	43,700	-0.57%	0.69%	4,044,600	4,564,400	
STB	28,050	0.36%	-0.18%	34,013,900	44,757,300	
ACB	33,150	-0.75%	-0.90%	8,285,600	9,629,900	
NVL	103,100	-0.48%	0.10%	3,144,900	3,687,400	- NVL: The Board of Directors of NVL approved the plan to issue 1,000 billion VND of bonds, the guarantor is Diamond Properties JSC and the collateral is NVL shares.
KDH	48,250	-2.13%	-0.31%	4,176,000	4,825,900	
PDR	90,500	-0.55%	-1.95%	4,639,700	4,940,400	- POW: As of September 30, 2021, POW has 9,320 billion VND in cash and cash equivalents. Short-term financial investment was VND 1,230 billion, up 36% over the same period last year.
GAS	116,700	-1.85%	-2.10%	2,514,800	3,255,700	
POW	14,050	1.44%	9.34%	49,757,000	55,028,400	
PLX	58,800	-2.16%	7.89%	4,283,400	4,378,400	- VIC: This year's Los Angeles Auto Show is considered a playground for electric cars, where VinFast will first present to consumers in the US with 2 models VF e35 and VF e36.
VIC	94,800	-0.21%	-0.11%	2,237,100	3,082,900	
VHM	83,000	-1.19%	0.00%	9,916,700	13,068,400	- MSN: Masan's "Point of Life" strategy aims to serve 35 - 50 million customers, bringing an ecosystem to serve the needs of finance, education, society, entertainment, and healthcare.
VRE	30,050	-0.50%	-1.15%	9,336,400	10,973,300	
VNM	88,600	-0.45%	-1.34%	6,036,300	5,842,400	- BVH: Baoviet Holdings has just released its parent company and consolidated financial statements after reviewing the first 9 months of this year. Accordingly, in 9 months, Baoviet's net profit reached more than 1,436 billion dong, up 28% over the same period in 2020, equivalent to an average monthly profit of more than 159.5 billion dong.
MSN	152,000	-1.30%	2.84%	2,498,200	2,841,000	
SAB	170,600	0.35%	-1.95%	103,700	99,900	
BVH	127,900	0.71%	-2.37%	932,200	902,600	
VJC	127,900	0.71%	-2.37%	932,200	902,600	
FPT	98,300	1.03%	1.97%	6,087,600	6,539,500	
MWG	137,900	-1.08%	6.08%	2,451,300	2,772,000	
PNJ	108,000	-2.53%	1.89%	1,314,200	1,476,000	
GVR	39,350	-2.84%	-3.08%	8,413,100	9,353,100	
SSI	44,750	-2.29%	1.02%	26,026,800	27,795,900	
HPG	52,000	-2.99%	-7.96%	58,529,000	64,499,900	

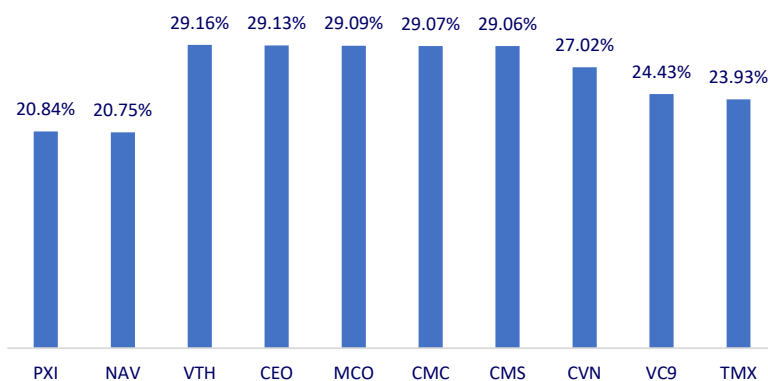
Top most traded tickers (Volume - in million)



Foreign net flow 10 nearest sessions (Billion VND)



Top increases in 3 consecutive sessions



Top decreases in 3 consecutive sessions

