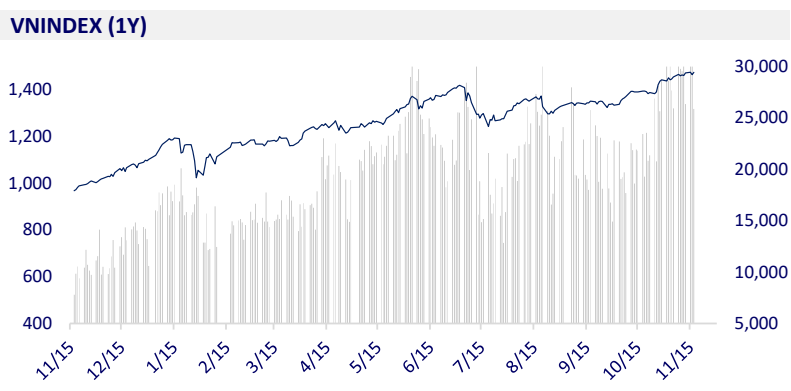
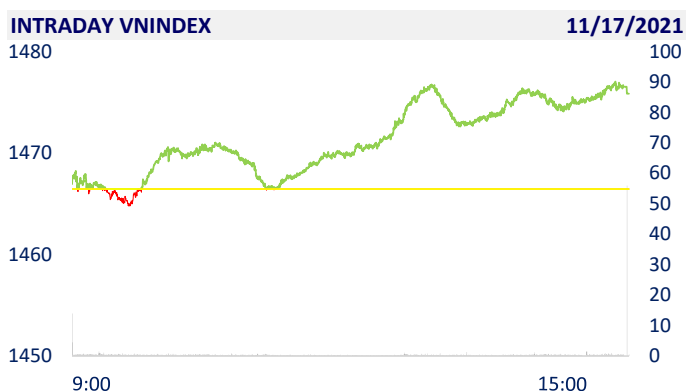


VIETNAM STOCK MARKET		1D	YTD
VN-INDEX	1,475.85	0.64%	34.23%
VN30	1,519.58	0.16%	43.57%
HNX	462.95	2.37%	134.88%
UPCOM	112.21	0.65%	51.98%
Net Foreign buy (B)	-221.52		
Total trading value (B)	32,588.06	-22.81%	89.98%

- Foreign investors net sold again 221 billion dong on November 17. On HoSE, they were the strongest net sellers of VPB with 112 billion dong. HPG was also net sold 108 billion dong. VND and NLG are behind with a net selling value of VND 93 billion and VND 52 billion, respectively. Meanwhile, VHM topped the list of net buyers with 148 billion dong.



ETF & DERIVATIVES		1D	YTD
E1VFN30	25,520	0.08%	35.74%
FUEMAV30	17,920	0.50%	43.02%
FUESSV30	18,920	6.23%	42.26%
FUESSV50	22,700	0.22%	43.67%
FUESSVFL	21,000	-0.10%	53.85%
FUEVFVND	28,200	-0.11%	63.95%
FUEVN100	19,620	0.05%	40.65%
VN30F2110	1,489.00	0.00%	
VN30F2111	1,520.40	0.20%	
VN30F2112	1,520.80	0.18%	
VN30F2203	1,517.90	-0.04%	



GLOBAL MARKET		1D	YTD
Nikkei	29,688.33	-0.15%	8.18%
Shanghai	3,537.37	0.44%	3.60%
Kospi	2,962.42	-1.16%	3.10%
Hang Seng	25,650.08	0.43%	-5.51%
STI (Singapore)	3,232.68	-0.30%	12.67%
SET (Thái Lan)	1,644.60	0.04%	13.47%
Crude oil (\$/barrel)	78.67	-0.79%	62.88%
Gold (\$/ounce)	1,862.95	0.33%	-2.14%

- Japan's export growth slowest in 8 months, Asian stocks mixed. In Japan, the Nikkei 225 fell 0.15%. Japan's exports rose 9.4% in October, the lowest increase in 8 months. September's increase was 13%. The Chinese market rose with the Shanghai Composite up 0.44% and the Shenzhen Component up 0.67%. Hong Kong's Hang Seng rose 0.43%. South Korea's Kospi index fell 1.16%.

VIETNAM ECONOMY		1D (bps)	YTD (bps)
Vnibor	0.63%	-2	50
Deposit interest 12M	5.60%	0	-20
5 year-Gov. Bond	0.93%	-21	-29
10 year-Gov. Bond	1.92%	7	-11
USD/VND	22,748	0	-1.86%
EUR/VND	26,050	0	-10.49%
CNY/VND	3,619	0	1.29%

- In the fourth quarter, many manufacturing enterprises are entering the rush season for year-end orders, leading to a sharp increase in capital demand to restore production. However, the cash flow disruption and the tragic business situation are making the opportunity for businesses to access production and business loans from banks become slim.

EVENT CALENDER

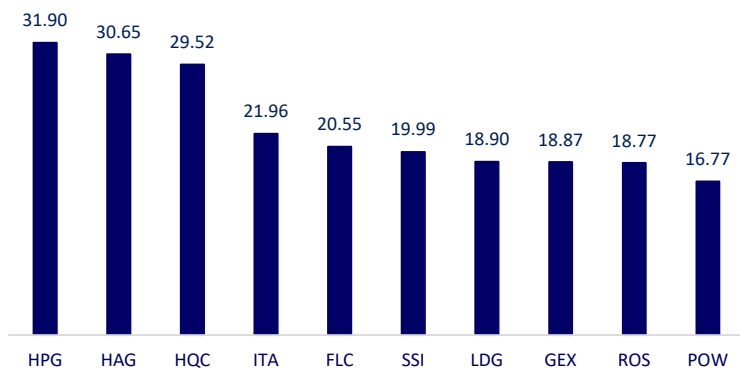
Ticker	Ex-right Date	Last register Date	Exercise Date	Type	Rate	Value
BKH	11/17/2021	11/18/2021	12/17/2021	Cash		1,000
CNC	11/17/2021	11/18/2021	12/2/2021	Cash		2,000
IPA	11/18/2021	11/19/2021		Stock	1:1	
HJS	11/18/2021	11/19/2021	12/6/2021	Cash		700
SFN	11/18/2021	11/19/2021	12/20/2021	Cash		900
THG	11/18/2021	11/19/2021	12/3/2021	Cash		1,000
ICG	11/19/2021	11/22/2021	12/14/2021	Cash		500
SFI	11/19/2021	11/22/2021	12/2/2021	Cash		500
TNA	11/23/2021	11/24/2021		Stock	10:2	
ANV	11/25/2021	11/26/2021	12/24/2021	Cash		1,000

SELECTED NEWS

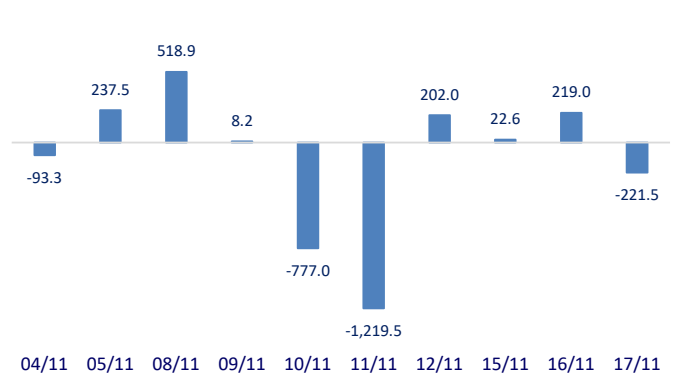
- WB: Vietnam's total spending on social assistance during the pandemic stands at 0.86% of GDP
- Businesses are thirsty for capital to restore production
- Vietnam should take advantage of the opportunity to accelerate the digital transformation process
- Trillions of USD will be withdrawn from the world economy in 2022
- Inflation in the UK is the highest in 10 years
- Japan - US trade officials consider import tax on steel and aluminum

	Close	1D	5D	Buying vol.	Selling vol.	Content
VCB	98,000	0.82%	0.41%	1,148,500	1,416,700	- Techcombank is one of the first banks to use the "zero fee" program, so it has the highest CASA proportion in the industry with 38%. Other banks also promote to attract and increase the proportion of this capital, such as MB with 36% and Vietcombank with 31%. MB and Vietcombank are also the two nearest banks to launch free transfer programs, paying for customers who maintain a certain amount of deposit on a certain current account.
BID	43,600	1.87%	1.40%	4,264,900	4,420,400	
CTG	32,250	-0.46%	-0.77%	11,676,600	13,198,600	
TCB	52,200	0.38%	0.97%	18,219,500	20,750,800	
VPB	36,150	0.00%	-1.50%	20,204,400	19,497,000	
MBB	28,700	0.17%	0.35%	12,159,900	15,487,900	
HDB	27,800	-0.36%	-0.71%	7,764,600	6,829,200	
TPB	43,250	-1.03%	-1.70%	2,638,000	3,194,800	
STB	28,000	-0.18%	-1.58%	17,806,300	25,356,600	
ACB	33,300	0.45%	-0.30%	6,635,400	7,599,400	
NVL	103,200	0.10%	-0.77%	2,739,200	3,488,300	- NVL: is one of the agile corporations when developing 3 key projects in potential areas: NovaWorld Ho Tram, NovaWorld Phan Thiet, and Aqua City
KDH	48,300	0.10%	0.00%	1,985,700	1,807,800	
PDR	90,000	-0.55%	0.90%	3,804,800	4,218,300	
GAS	117,400	0.60%	-2.49%	1,027,000	1,845,000	- GAS: PV Gas is completing the infrastructure system to be able to import LNG from 2022. PV Gas has signed 6 framework contracts for LNG purchase and sale with LNG suppliers.
POW	14,150	0.71%	8.02%	31,037,700	35,094,900	
PLX	62,100	5.61%	6.52%	8,304,400	7,204,300	
VIC	96,300	1.58%	1.48%	4,364,900	5,046,000	- VIC: On November 16, 2021, the global smart electric car company from Vietnam - VinFast officially announced and put into operation the headquarters of the US branch.
VHM	83,500	0.60%	1.09%	8,151,100	12,929,700	
VRE	30,450	1.33%	-1.46%	11,269,000	11,538,600	
VNM	88,800	0.23%	-1.00%	4,773,800	5,225,700	- MSN: Last week, De Heus Vietnam officially announced that it will acquire the entire MNS Feed production segment (including 100% Anco and 75.2% Proconco) of Masan Group.
MSN	150,500	-0.99%	1.90%	990,200	970,200	
SAB	170,500	-0.06%	-2.01%	96,600	110,200	
BVH	127,900	0.00%	-1.39%	844,700	861,300	- HPG: Norges Bank and Samsung Vietnam Securities Master Investment Trust (Equity) announced to have sold 1.2 million and 200,000 shares of HPG, respectively. The transaction caused the holding volume of the entire Dragon Capital group to decrease from 268.39 million shares to 266.99 million units, equivalent to a ratio of 6% to 5.96%. The transaction date to change the group ownership ratio is 11/10.
VJC	127,900	0.00%	-1.39%	844,700	861,300	
FPT	98,300	0.00%	1.34%	2,091,200	3,124,200	
MWG	137,900	0.00%	4.87%	1,672,900	1,540,600	
PNJ	106,400	-1.48%	3.30%	1,049,900	803,300	
GVR	40,000	1.65%	-2.68%	6,241,800	7,097,700	
SSI	45,850	2.46%	2.57%	31,144,700	48,206,100	
HPG	51,400	-1.15%	-7.05%	49,800,700	49,236,100	

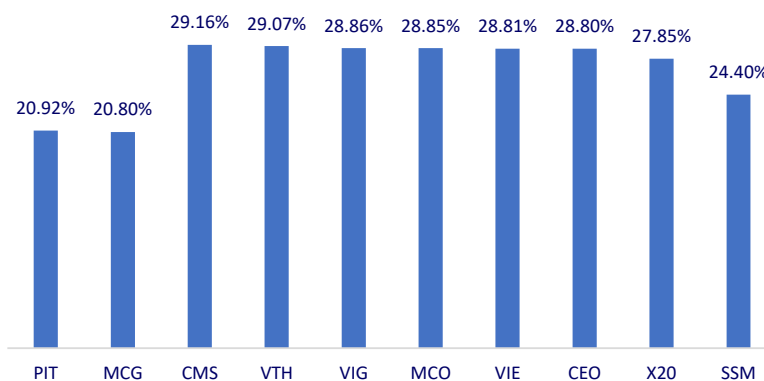
Top most traded tickers (Volume - in million)



Foreign net flow 10 nearest sessions (Billion VND)



Top increases in 3 consecutive sessions



Top decreases in 3 consecutive sessions

