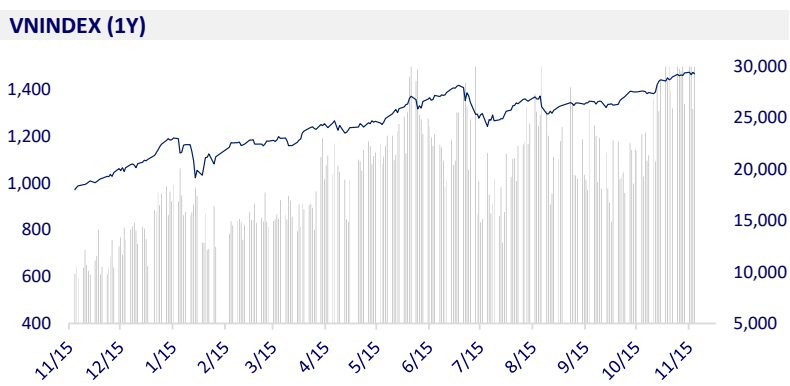
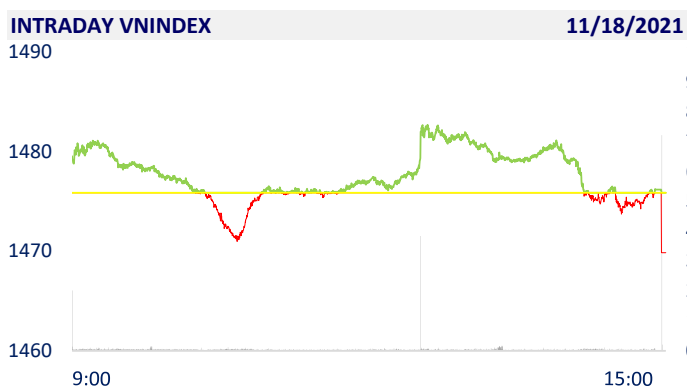
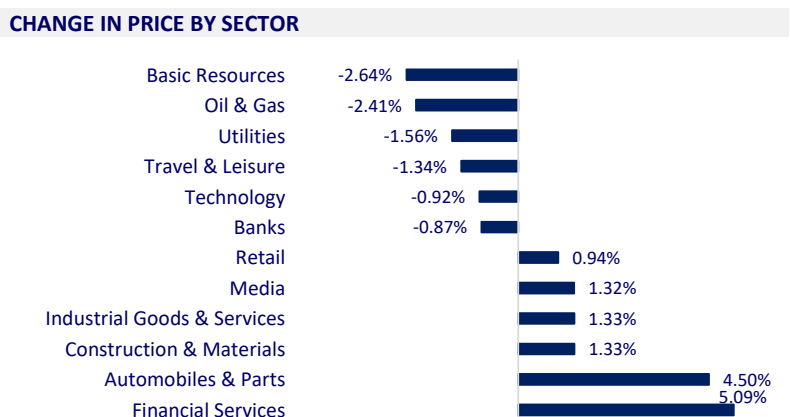


VIETNAM STOCK MARKET		1D	YTD
VN-INDEX	1,469.83	-0.41%	33.68%
VN30	1,503.42	-1.06%	42.05%
HNX	468.73	1.25%	137.81%
UPCOM	113.52	1.17%	53.76%
Net Foreign buy (B)	-483.18		
Total trading value (B)	42,569.42	30.63%	148.17%

- Foreign investors continued to net sell 483 billion dong on November 18. VNM was still the strongest net buying by foreign investors on HoSE with 120 billion dong. CTG is behind with a net buying value of 106 billion dong. Meanwhile, SSI was sold the most with 290 billion dong. HPG and VND were net sold at 238 billion dong and 139 billion dong, respectively.



ETF & DERIVATIVES		1D	YTD
E1VFN30	25,400	-0.47%	35.11%
FUEMAV30	17,740	-1.00%	41.58%
FUESSV30	20,230	13.59%	52.11%
FUESSV50	22,700	0.00%	43.67%
FUESSVFL	20,740	-1.24%	51.94%
FUEVFN30	27,900	-1.06%	62.21%
FUEVN100	20,120	2.55%	44.23%
VN30F2206	1,503.00	-0.56%	
VN30F2111	1,504.10	-1.07%	
VN30F2112	1,509.00	-0.78%	
VN30F2203	1,506.30	-0.76%	



GLOBAL MARKET		1D	YTD
Nikkei	29,598.66	0.34%	7.85%
Shanghai	3,520.71	-0.09%	3.11%
Kospi	2,947.38	0.16%	2.57%
Hang Seng	25,319.72	0.17%	-6.73%
STI (Singapore)	3,237.02	0.13%	12.82%
SET (Thái Lan)	1,651.02	0.39%	13.91%
Crude oil (\$/barrel)	77.23	0.22%	59.90%
Gold (\$/ounce)	1,861.95	-0.45%	-2.19%

- The stock markets in Asia were mixed in the session 18/11. In Japan, Nikkei 225 fell 0.3% and Topix fell 0.14%. The Chinese market fell with the Shanghai Composite down 0.47% and the Shenzhen Component down 0.9%. Hong Kong's Hang Seng fell 1.29%. South Korea's Kospi index fell 0.51%, the Kosdaq gained 0.15%. Australia's ASX 200 rose 0.13%. The market was not positive due to inflation concerns, as UK CPI rose above forecasts and supply constraints affected new home construction in the US.

VIETNAM ECONOMY		1D (bps)	YTD (bps)
Vnibor	0.65%	2	52
Deposit interest 12M	5.60%	0	-20
5 year-Gov. Bond	0.98%	5	-24
10 year-Gov. Bond	1.87%	-5	-16
USD/VND	22,755	0	-1.83%
EUR/VND	26,114	0	-10.27%
CNY/VND	3,619	0	1.29%

- The Government has decided not to cut the investment plan of the central budget in 2021 of the ministries, central agencies and localities until September 30, 2021 with the disbursement rate below 60. % of the central budget capital plan has been assigned from the beginning of 2021 according to the provisions of Resolution No. 63/NQ-CP dated June 29, 2021 of the Government.

EVENT CALENDER

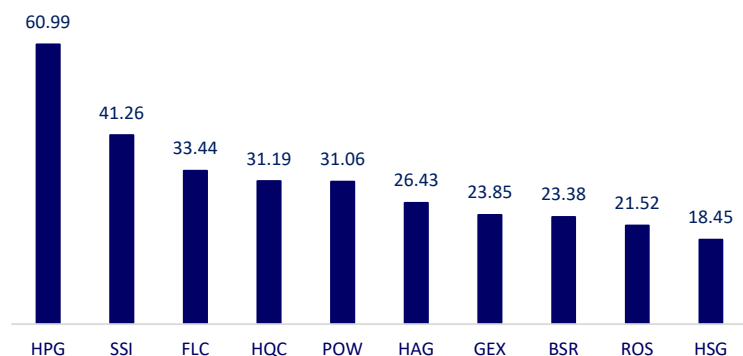
Ticker	Ex-right Date	Last register Date	Exercise Date	Type	Rate	Value
SFN	11/18/2021	11/19/2021	12/20/2021	Cash		900
THG	11/18/2021	11/19/2021	12/3/2021	Cash		1,000
ICG	11/19/2021	11/22/2021	12/14/2021	Cash		500
SFI	11/19/2021	11/22/2021	12/2/2021	Cash		500
TNA	11/23/2021	11/24/2021		Stock	10:2	
ANV	11/25/2021	11/26/2021	12/24/2021	Cash		1,000
TNA	11/23/2021	11/24/2021		Stock	10:2	
ANV	11/25/2021	11/26/2021	12/24/2021	Cash		1,000
CLC	11/25/2021	11/26/2021	12/25/2021	Cash		1,000
SGR	11/29/2021	11/30/2021	12/20/2021	Cash		1,500

SELECTED NEWS

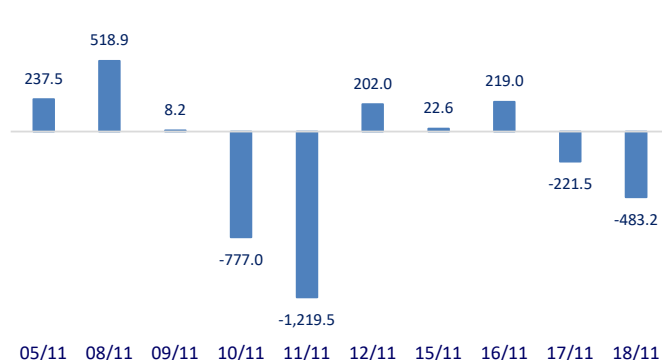
- The Government allows not to cut the investment capital of disbursed units below 60%.
- The National Assembly will decide on the economic recovery package at the year-end session.
- Vinh Long approved the construction zoning planning at the rate of 1/2000 Binh Tan Industrial Park.
- European Central Bank warns of financial and real estate bubbles
- Goldman Sachs CEO: "The greed of the market is overcoming fear!"
- The US asked China and Japan to release oil from the reserve

	Close	1D	5D	Buying vol.	Selling vol.	Content
VCB	97,000	-1.02%	-1.32%	1,581,900	1,432,400	- VCB: Report on successful private placement of bonds for the first time in 2021, issuance value: 950 billion dong.
BID	44,500	2.06%	3.97%	5,607,600	7,037,300	
CTG	32,150	-0.31%	0.63%	15,162,800	19,511,100	- MBB: Announcement of trading shares of organizations related to insiders of MBB's Trade Union.
TCB	51,500	-1.34%	0.00%	19,719,500	21,974,100	
VPB	35,400	-2.07%	-3.01%	17,926,900	19,693,400	- STB: Sacombank has completed the implementation and application of the Basel II Treaty from the beginning of 2021. Sacombank's risk management activities are increasingly effective, ensuring safety for the whole system.
MBB	28,300	-1.39%	0.71%	15,213,100	19,953,200	
HDB	28,250	1.62%	1.99%	10,002,100	14,872,300	
TPB	42,950	-0.69%	-0.12%	2,921,900	3,685,800	
STB	27,650	-1.25%	-0.18%	17,824,300	25,880,700	
ACB	32,500	-2.40%	-1.52%	8,397,600	10,805,900	
NVL	102,700	-0.48%	-2.65%	3,522,900	4,711,900	
KDH	47,600	-1.45%	-4.42%	3,153,200	3,130,600	
PDR	89,600	-0.44%	-2.50%	4,152,800	4,123,700	
GAS	113,800	-3.07%	-4.37%	1,812,500	2,176,300	- The increase in world oil prices helped the revenue of the oil and gas industry increase sharply in 3Q, however, profits have not increased accordingly.
POW	14,650	3.53%	13.57%	56,432,800	55,606,200	
PLX	61,000	-1.77%	2.01%	3,897,600	4,784,900	
VIC	94,500	-1.87%	-0.32%	5,612,600	7,668,700	- VIC: On 18/11, at the Los Angeles Auto Show 2021 (USA) - VinFast officially launched the global electric vehicle brand and introduced two electric SUV models with latest technology.
VHM	82,800	-0.84%	1.60%	10,412,600	13,144,200	
VRE	31,100	2.13%	2.64%	21,293,700	22,348,500	
VNM	88,000	-0.90%	-1.79%	5,901,500	6,992,600	- MSN: Last week, De Heus Vietnam officially announced that it will acquire the entire MNS Feed production segment (including 100% Anco and 75.2% Proconco) of Masan Group.
MSN	148,000	-1.66%	0.75%	1,912,500	1,898,700	
SAB	168,200	-1.35%	-2.21%	200,400	238,100	
BVH	126,500	-1.09%	-1.63%	1,050,100	1,154,400	- FPT: Binh Dinh inaugurated the Smart City Monitoring and Operation Center jointly invested and deployed by FPT.
VJC	126,500	-1.09%	-1.63%	1,050,100	1,154,400	
FPT	96,500	-1.83%	0.52%	3,103,700	3,723,300	- SSI: SSI Securities submitted a plan to increase charter capital to VND 15,000 billion. SSI plans to offer approximately 497.4 million new shares to effective shareholders, exercise ratio 2:1. The offering price is 15,000 VND/share. Charter capital of SSI is expected to reach nearly 15,000 billion VND. dong, continues to hold its position as the largest securities company in Vietnam.
MWG	139,000	0.80%	2.96%	3,762,900	3,544,600	
PNJ	106,200	-0.19%	1.63%	1,101,500	912,900	
GVR	39,850	-0.38%	-4.89%	6,928,500	8,175,100	
SSI	49,050	6.98%	11.10%	74,374,400	55,889,500	
HPG	49,950	-2.82%	-7.50%	104,081,600	94,035,300	

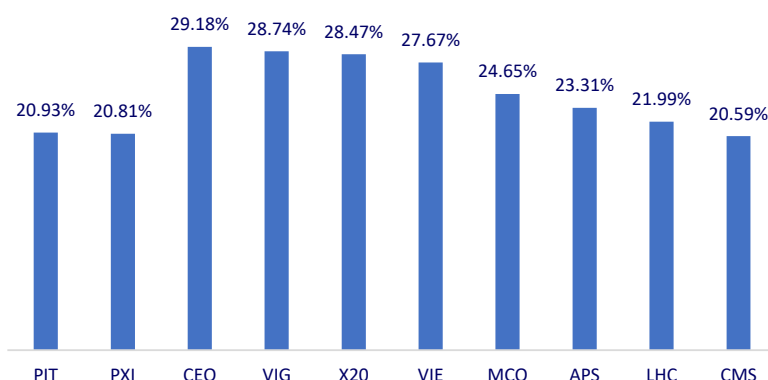
Top most traded tickers (Volume - in million)



Foreign net flow 10 nearest sessions (Billion VND)



Top increases in 3 consecutive sessions



Top decreases in 3 consecutive sessions

