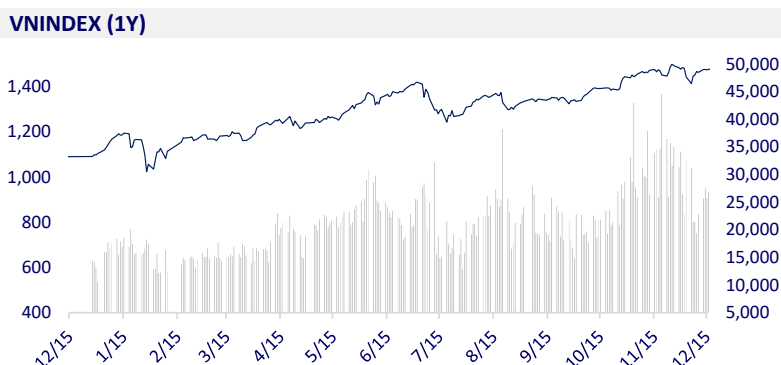
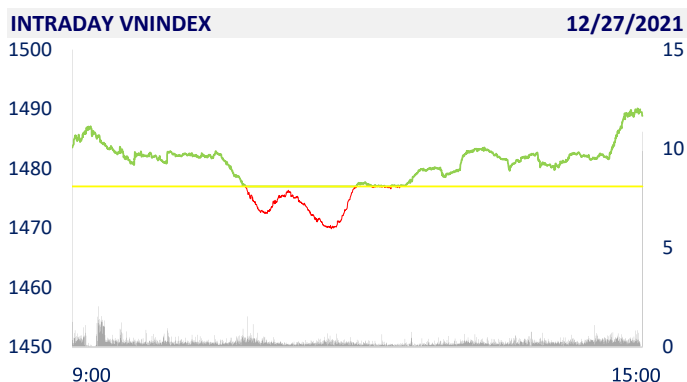


VIETNAM STOCK MARKET		1D	YTD
VN-INDEX	1,488.88	0.80%	35.42%
VN30	1,514.55	0.52%	43.10%
HNX	449.41	0.85%	128.01%
UPCOM	110.37	0.15%	49.49%
Net Foreign buy (B)	137.78		
Total trading value (B)	26,684.77	-13.03%	55.57%

Similar to previous sessions, foreign investors' transactions were still mixed between HoSE and HNX. However, for the whole market, foreign investors bought 30 million shares, worth 1,133 billion VND, while selling 24.4 million shares, worth 988 billion VND. Total net buying volume was at 5.3 million shares, equivalent to a net buying value of 137 billion dong.



ETF & DERIVATIVES		1D	YTD
E1VFN30	25,500	0.79%	35.64%
FUEMAV30	17,840	0.73%	42.38%
FUESSV30	18,800	5.56%	41.35%
FUESSV50	22,500	0.90%	42.41%
FUESSVFL	21,300	-0.93%	56.04%
FUEVFVND	27,710	0.69%	61.10%
FUEVN100	19,830	1.33%	42.15%
VN30F2206	1,511.50	0.37%	
VN30F2103	1,211.50	0.00%	
VN30F2201	1,516.00	0.46%	
VN30F2202	1,514.90	0.52%	



GLOBAL MARKET		1D	YTD
Nikkei	28,676.46	-0.17%	4.49%
Shanghai	3,615.97	-0.06%	5.90%
Kospi	2,999.55	-0.43%	4.39%
Hang Seng	23,223.76	0.00%	-14.45%
STI (Singapore)	3,104.24	-0.13%	8.19%
SET (Thái Lan)	1,636.50	-0.04%	12.91%
Crude oil (\$/barrel)	72.98	-0.38%	51.10%
Gold (\$/ounce)	1,805.95	-0.35%	-5.13%

Asian stocks mixed, many major markets holiday. In Japan, the Nikkei 225 fell 0.17%. The Chinese market was mixed with Shanghai Composite down 0.06%, Shenzhen Component up 0.04%. China's industrial profits in November rose 9% year-on-year, according to data from China's National Bureau of Statistics. South Korea's Kospi index fell 0.43%. Markets in Hong Kong and Australia are closed for Christmas.

VIETNAM ECONOMY		1D (bps)	YTD (bps)
Vnibor	1.12%	-15	99
Deposit interest 12M	5.60%	0	-20
5 year-Gov. Bond	0.98%	-4	-24
10 year-Gov. Bond	1.97%	-3	-6
USD/VND	23,030	0	-0.64%
EUR/VND	26,260	0	-9.77%
CNY/VND	3,650	0	2.16%

The World Bank and the Government of Vietnam have just signed a credit agreement worth 221.5 million USD (about 4,900 billion VND) to help Vietnam recover from the pandemic. This credit will be provided through the World Bank's International Development Association (IDA). This is a unit specializing in providing preferential loans to low-income countries.

EVENT CALENDER

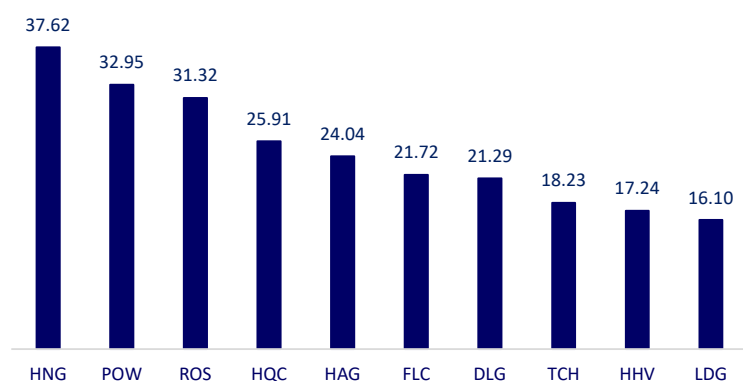
Ticker	Ex-right Date	Last register Date	Exercise Date	Type	Rate	Value
RAL	12/28/2021	12/29/2021	1/7/2022	Cash		2,500
NTH	12/29/2021	12/30/2021	1/20/2022	Cash		700
HMH	12/29/2021	12/30/2021	1/14/2022	Cash		1,000
DGC	12/29/2021	12/30/2021	1/11/2022	Cash		1,000
BCF	12/31/2021	1/4/2022	1/17/2022	Cash		500
NSC	12/31/2021	1/4/2022	1/28/2022	Cash		2,000
DHN	12/31/2021	1/4/2022	1/14/2022	Cash		1,200
EAD	1/4/2022	1/5/2022	1/24/2022	Cash		1,500
DHP	1/5/2022	1/6/2022	1/21/2022	Cash		1,500
TLG	1/5/2022	1/6/2022	1/2/2022	Cash		1,500

SELECTED NEWS

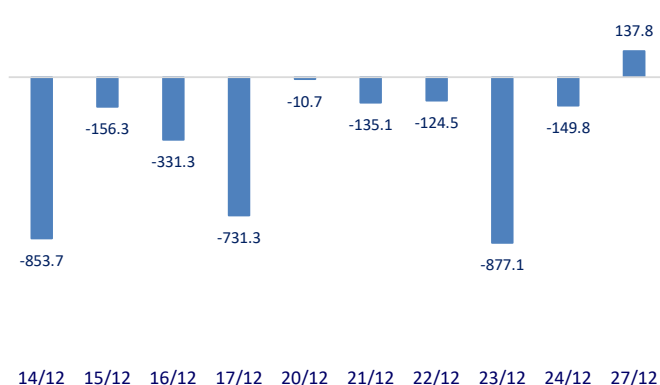
- Vietnam gets more than \$221 million in preferential loans for economic recovery
- In 2021, inflation is expected to be only about 2%
- Deposit interest rates surged
- China: Industrial production profit growth was dragged down
- Global bond markets have worst year since 1999
- US holiday sales this year up 8.5%

	Close	1D	5D	Buying vol.	Selling vol.	Content
VCB	79,800	1.66%	3.59%	1,499,100	1,499,300	Until now, the State Bank has loosened the credit growth room twice in the third and fourth quarters of 2021. Due to the relatively low level of credit room at the beginning of the year, many banks have applied for an additional grant and have been granted a room by the SBV twice in 2021. In the most recent expansion of room, TPB and TCB were the two banks that were approved. assigned the highest credit growth rate of 23.4% and 22.1% respectively. In addition, many other banks were also allowed to expand their room, in which MSB was assigned a limit of 22%, MBB 21%, LPB 18.1%, VPB 17.1%, OCB 15%, VCB 15%...
BID	35,300	0.86%	0.01%	1,970,500	2,230,600	
CTG	33,400	1.52%	2.93%	12,732,300	15,901,800	
TCB	48,850	-0.10%	-1.31%	7,431,300	8,968,100	
VPB	34,350	0.29%	0.59%	11,811,500	15,187,900	
MBB	28,150	0.00%	0.90%	7,965,400	9,751,100	
HDB	28,750	0.17%	-2.87%	6,678,300	8,603,100	
TPB	40,750	3.82%	2.39%	14,430,600	15,168,700	
STB	28,100	-0.35%	-1.92%	10,637,200	14,853,500	
ACB	33,150	0.45%	0.15%	3,986,500	5,045,800	
NVL	89,000	0.11%	1.11%	1,646,900	1,883,100	NVL: Novaland mobilized nearly 5,900 billion bonds to pour capital into 3 subsidiaries including Nova Hospitality, No Va Real Estate Investment and No Va My Dinh Real Estate.
KDH	53,000	3.92%	6.00%	5,003,900	4,721,200	
PDR	94,600	0.11%	-0.94%	4,220,900	4,204,900	
GAS	95,900	0.21%	-0.83%	623,700	772,500	POW: PV Power is estimated to reach VND 25,175 billion in revenue and VND 1,917 billion in profit in 2021, equivalent to 88.6% and 144.7 percent of the year plan.
POW	18,450	6.96%	1.10%	78,880,300	54,827,400	
PLX	54,100	2.08%	2.08%	1,987,300	1,667,500	
VIC	99,000	2.59%	0.00%	2,628,100	2,855,600	VHM: is in the final stage of signing for sale with 27,700 apartments in Vinhomes Grand Park, Ocean Park and Smart City projects..
VHM	82,800	-0.12%	-0.84%	10,344,900	8,591,400	
VRE	31,300	0.16%	0.81%	6,714,500	9,388,300	
VNM	86,100	0.12%	0.47%	2,030,200	2,778,700	VNM: Vinamilk and Vilco embarked on building a super milk factory of nearly VND 4,600 billion in Hung Yen, which is oriented to become a leading super milk factory in Vietnam.
MSN	169,000	-1.17%	4.32%	7,727,700	9,625,600	
SAB	147,900	0.61%	-0.74%	175,000	161,600	
BVH	125,000	0.81%	2.38%	766,400	903,900	- VJC: Vietjet Air welcomes the first wide-body A330 to join the fleet, ready for plans to expand its network worldwide.
VJC	125,000	0.81%	2.38%	766,400	903,900	
FPT	94,500	0.75%	-1.36%	1,518,000	1,542,600	
MWG	134,900	0.22%	1.43%	1,131,500	1,352,000	- SSI: SSI Securities wants to continue to offer 104 million individual shares, raising the charter capital close to the threshold of 16,000 billion dong. It is expected that this plan will be implemented by SSI after the offering of more than 497 million shares to existing shareholders at a ratio of 2:1 ends.
PNJ	96,000	1.37%	1.91%	430,200	534,300	
GVR	38,600	-1.15%	2.66%	4,581,600	6,239,500	
SSI	49,150	0.20%	-8.13%	11,308,500	11,261,400	
HPG	45,900	-0.33%	-2.13%	16,215,900	20,225,400	

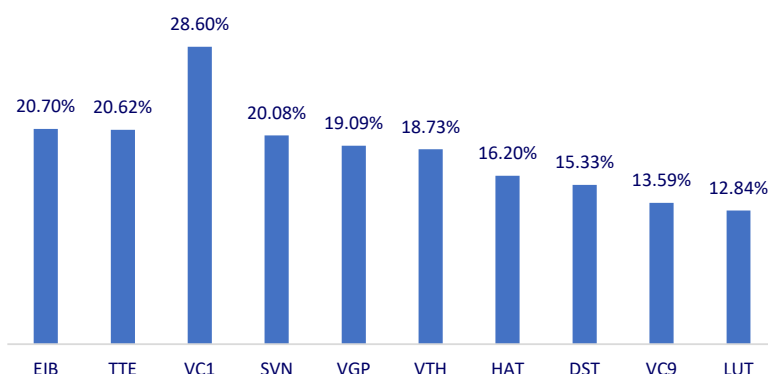
Top most traded tickers (Volume - in million)



Foreign net flow 10 nearest sessions (Billion VND)



Top increases in 3 consecutive sessions



Top decreases in 3 consecutive sessions

