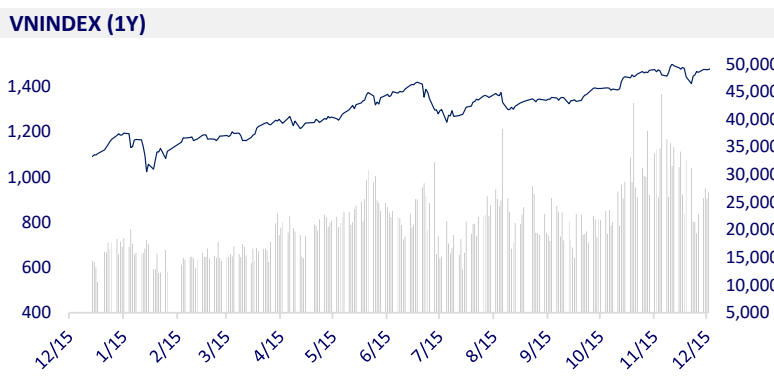
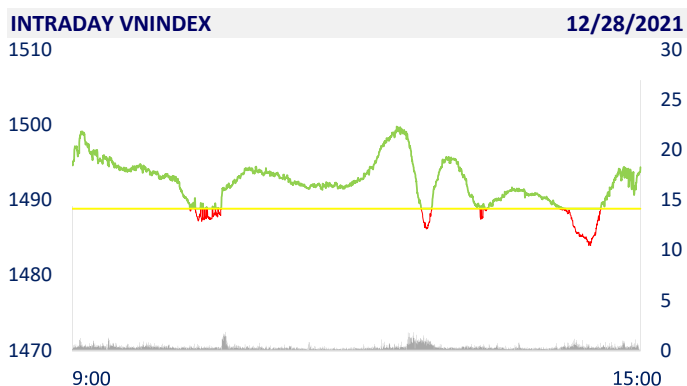
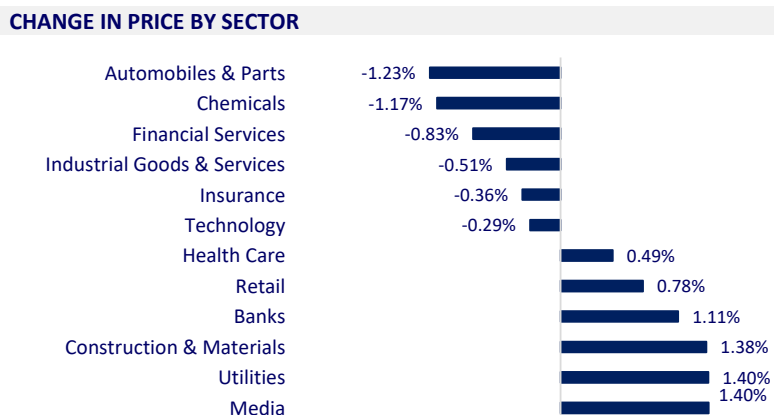


| VIETNAM STOCK MARKET | | 1D | YTD |
|-------------------------|-----------|--------|---------|
| VN-INDEX | 1,494.39 | 0.37% | 35.92% |
| VN30 | 1,523.54 | 0.59% | 43.95% |
| HNX | 458.05 | 1.92% | 132.39% |
| UPCOM | 110.44 | 0.06% | 49.59% |
| Net Foreign buy (B) | 87.26 | | |
| Total trading value (B) | 35,774.50 | 34.06% | 108.56% |

In today's trading session, market liquidity increased sharply compared to the previous session. Total matched value reached 32,046 billion dong, up 31.6%, of which, matched value on HoSE alone increased 29.84% to 26,526 billion dong. Foreign investors continued to be a net buy of 361 billion dong on HoSE, while net sold 280 billion dong on HNX.



| ETF & DERIVATIVES | | 1D | YTD |
|-------------------|----------|--------|--------|
| E1VFN30 | 25,400 | -0.39% | 35.11% |
| FUEMAV30 | 17,890 | 0.28% | 42.78% |
| FUESSV30 | 18,850 | 5.84% | 41.73% |
| FUESSV50 | 22,900 | 1.78% | 44.94% |
| FUESSVFL | 21,110 | -0.89% | 54.65% |
| FUEVFN30 | 27,550 | -0.58% | 60.17% |
| FUEVN100 | 19,940 | 0.55% | 42.94% |
| VN30F2206 | 1,516.80 | 0.35% | |
| VN30F2103 | 1,211.50 | 0.00% | |
| VN30F2201 | 1,520.20 | 0.28% | |
| VN30F2202 | 1,518.80 | 0.26% | |



| GLOBAL MARKET | | 1D | YTD |
|-----------------------|-----------|-------|---------|
| Nikkei | 29,069.16 | 0.31% | 5.92% |
| Shanghai | 3,630.11 | 0.39% | 6.32% |
| Kospi | 3,020.24 | 0.69% | 5.11% |
| Hang Seng | 23,280.56 | 0.12% | -14.24% |
| STI (Singapore) | 3,128.41 | 0.78% | 9.03% |
| SET (Thái Lan) | 1,641.52 | 0.31% | 13.26% |
| Crude oil (\$/barrel) | 76.78 | 1.20% | 58.96% |
| Gold (\$/ounce) | 1,819.20 | 0.47% | -4.44% |

Asian shares rose after the S&P 500's 69th session high of the year. In Japan, the Nikkei rose 0.31%. The Chinese market went up. Shanghai Composite increased by 0.39%, Shenzhen Component increased by 0.831%. Hong Kong's Hang Seng rose 0.12%. South Korea's Kospi index rose 0.69%.

| VIETNAM ECONOMY | | 1D (bps) | YTD (bps) |
|----------------------|--------|----------|-----------|
| Vnibor | 1.12% | 0 | 99 |
| Deposit interest 12M | 5.60% | 0 | -20 |
| 5 year-Gov. Bond | 1.17% | 19 | -5 |
| 10 year-Gov. Bond | 1.91% | -6 | -12 |
| USD/VND | 23,050 | 0 | -0.55% |
| EUR/VND | 26,305 | 0 | -9.61% |
| CNY/VND | 3,654 | 0 | 2.27% |

In November, imports of iron and steel of all kinds reached 826,144 tons with a turnover of 914.7 million USD, down 1.9% in volume, down 1% in turnover with the previous month. Generally from the beginning of the year, imports of this item reached 11.41 million tons with 10.51 billion USD, down 28.4% in volume but 17.8% in turnover.

EVENT CALENDER

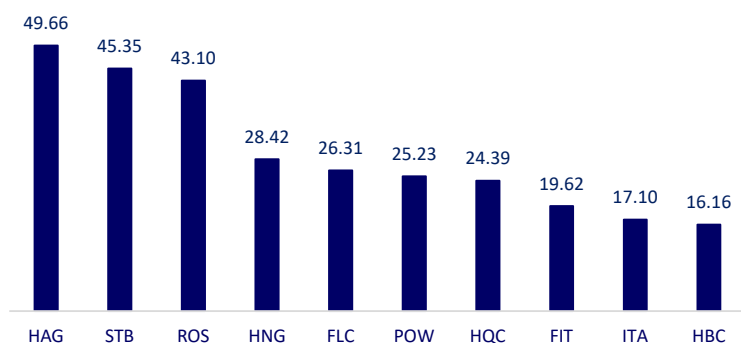
| Ticker | Ex-right Date | Last register Date | Exercise Date | Type | Rate | Value |
|--------|---------------|--------------------|---------------|------|------|-------|
| RAL | 12/28/2021 | 12/29/2021 | 1/7/2022 | Cash | | 2,500 |
| NTH | 12/29/2021 | 12/30/2021 | 1/20/2022 | Cash | | 700 |
| HMH | 12/29/2021 | 12/30/2021 | 1/14/2022 | Cash | | 1,000 |
| DGC | 12/29/2021 | 12/30/2021 | 1/11/2022 | Cash | | 1,000 |
| BCF | 12/31/2021 | 1/4/2022 | 1/17/2022 | Cash | | 500 |
| NSC | 12/31/2021 | 1/4/2022 | 1/28/2022 | Cash | | 2,000 |
| DHN | 12/31/2021 | 1/4/2022 | 1/14/2022 | Cash | | 1,200 |
| EAD | 1/4/2022 | 1/5/2022 | 1/24/2022 | Cash | | 1,500 |
| DHP | 1/5/2022 | 1/6/2022 | 1/21/2022 | Cash | | 1,500 |
| TLG | 1/5/2022 | 1/6/2022 | 1/2/2022 | Cash | | 1,500 |

SELECTED NEWS

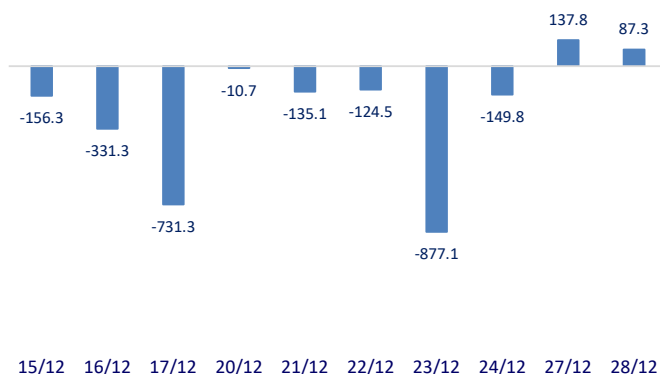
- Vietnam spent more than 900 million USD importing iron and steel in November
- State Bank: Remittance to Vietnam is more than 12 billion USD
- The bank pumped more than 237,000 billion dong into the market after a month
- China injects 31 billion USD into the economy
- US President signed a defense bill worth 770 billion USD
- China's industrial profits slow down because of high commodity prices

| | Close | 1D | 5D | Buying vol. | Selling vol. | Content |
|-----|---------|--------|--------|-------------|--------------|---|
| VCB | 80,000 | 0.25% | 4.48% | 1,923,700 | 2,459,200 | STB: On December 27, 2021, Sacombank and Dai-ichi Life Vietnam Insurance Company signed to elevate the exclusive insurance agency contract on the basis of the cooperation established by the two parties on June 6, September 2017. |
| BID | 35,200 | -0.28% | 1.55% | 2,026,700 | 2,884,600 | |
| CTG | 33,900 | 1.50% | 5.94% | 20,652,100 | 27,464,800 | |
| TCB | 49,150 | 0.61% | -0.20% | 11,422,800 | 13,625,100 | |
| VPB | 34,550 | 0.58% | 1.17% | 14,420,900 | 17,891,600 | |
| MBB | 28,300 | 0.53% | 1.25% | 12,396,600 | 15,068,000 | |
| HDB | 30,500 | 6.09% | 3.74% | 14,165,500 | 12,797,200 | |
| TPB | 42,050 | 3.19% | 8.38% | 12,911,600 | 11,816,700 | |
| STB | 30,050 | 6.94% | 6.56% | 71,916,600 | 59,320,300 | |
| ACB | 33,650 | 1.51% | 2.59% | 5,871,800 | 6,556,100 | |
| NVL | 87,000 | -2.25% | -2.26% | 2,223,800 | 3,009,800 | NVL: On December 27, 2021, HBC and NVL announced a long-term cooperation agreement in the construction of key project clusters of Novaland in the period of 2022–2025. |
| KDH | 52,500 | -0.94% | 4.58% | 2,654,400 | 3,059,800 | |
| PDR | 94,100 | -0.53% | -1.77% | 3,272,800 | 3,456,200 | |
| GAS | 98,100 | 2.29% | 4.36% | 1,979,700 | 2,110,400 | Currently, OPEC+ remains open to the possibility that member countries will adjust output policies at the meeting on January 4, 2022. |
| POW | 18,350 | -0.54% | -1.87% | 42,786,300 | 59,274,500 | |
| PLX | 53,800 | -0.55% | 1.51% | 1,348,800 | 2,129,500 | |
| VIC | 98,400 | -0.61% | 0.31% | 2,486,800 | 3,678,600 | VIC: Vingroup mobilizes the first green syndicated loan worth \$400 million. The loan is used to serve the development needs of VinFast and its member companies. |
| VHM | 82,800 | 0.00% | -3.72% | 7,804,700 | 9,411,600 | |
| VRE | 30,800 | -1.60% | -1.91% | 8,428,600 | 10,469,800 | |
| VNM | 85,500 | -0.70% | 0.00% | 2,853,500 | 3,658,900 | VNM: will advance the second dividend of 2021 in cash to shareholders. With more than 2 billion shares outstanding, VNM is expected to spend nearly VND2,926 billion to pay dividends. |
| MSN | 171,500 | 1.48% | 2.94% | 8,525,100 | 10,818,700 | |
| SAB | 148,300 | 0.27% | -0.40% | 232,900 | 240,200 | |
| BVH | 125,200 | 0.16% | 2.20% | 858,700 | 1,035,800 | PNJ: Shareholders approved the private placement plan of up to 15 million shares, accounting for 6.6% of the total number of outstanding shares. Charter capital is expected to increase from 2,276 billion VND to 2,426 billion VND. |
| VJC | 125,200 | 0.16% | 2.20% | 858,700 | 1,035,800 | |
| FPT | 94,500 | 0.00% | -0.74% | 1,080,600 | 1,340,600 | |
| MWG | 135,800 | 0.67% | 2.11% | 1,259,000 | 1,390,500 | |
| PNJ | 95,600 | -0.42% | 0.84% | 604,600 | 682,100 | |
| GVR | 37,850 | -1.94% | 0.40% | 6,752,200 | 8,680,400 | |
| SSI | 48,800 | -0.71% | -7.05% | 14,905,400 | 17,090,200 | |
| HPG | 45,800 | -0.22% | -0.65% | 21,154,800 | 24,926,000 | |

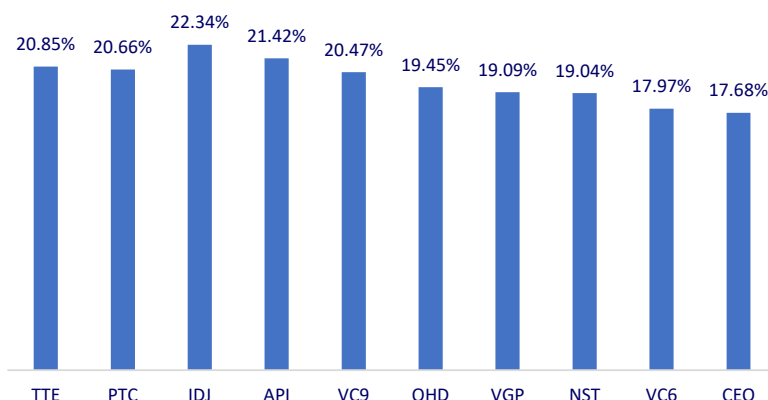
Top most traded tickers (Volume - in million)



Foreign net flow 10 nearest sessions (Billion VND)



Top increases in 3 consecutive sessions



Top decreases in 3 consecutive sessions

