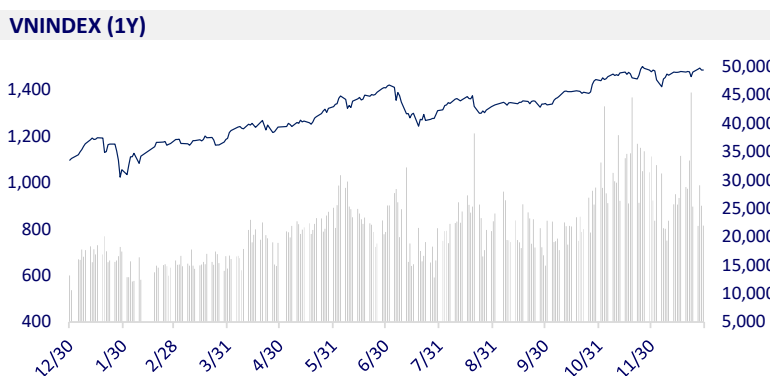
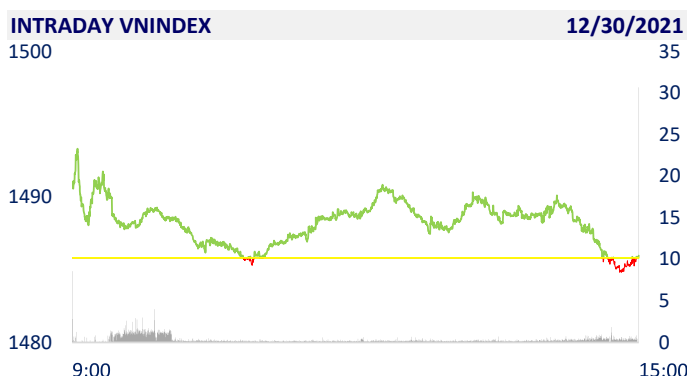


VIETNAM STOCK MARKET		1D	YTD
VN-INDEX	1,485.97	0.01%	35.15%
VN30	1,519.62	0.24%	43.58%
HNX	461.65	0.83%	134.22%
UPCOM	111.56	0.72%	51.10%
Net Foreign buy (B)	86.45		
Total trading value (B)	27,393.05	-11.85%	59.70%

Foreign investors today traded more actively when buying 19.8 million shares, worth 735 billion dong, while selling 18.4 million shares, worth 637 billion dong. Total net buying volume was at 1.4 million shares, equivalent to a net buying value of 86 billion dong. On HoSE, foreign investors had the 5th net buying session in a row with a value down 71% compared to the previous session and at 67 billion dong.



ETF & DERIVATIVES		1D	YTD
E1VFN30	25,600	0.39%	36.17%
FUEMAV30	17,890	1.53%	42.78%
FUESSV30	18,720	5.11%	40.75%
FUESSV50	22,600	-0.44%	43.04%
FUESSVFL	21,500	0.66%	57.51%
FUEVFN30	27,800	0.36%	61.63%
FUEVN100	20,080	0.25%	43.94%
VN30F2206	1,526.00	0.65%	
VN30F2103	1,211.50	0.00%	
VN30F2201	1,525.50	0.43%	
VN30F2202	1,524.20	0.28%	



GLOBAL MARKET		1D	YTD
Nikkei	28,791.71	-0.33%	4.91%
Shanghai	3,619.19	0.62%	6.00%
Kospi	2,977.65	-0.52%	3.63%
Hang Seng	23,112.01	-0.29%	-14.86%
STI (Singapore)	3,126.64	-0.36%	8.97%
SET (Thái Lan)	1,657.62	0.26%	14.37%
Crude oil (\$/barrel)	75.94	-1.08%	57.23%
Gold (\$/ounce)	1,802.05	-0.02%	-5.34%

Asian stocks were mixed after the S&P 500 hit 70th session of the year. In Japan, the Nikkei 225 fell 0.33%. The Chinese market rose with Shanghai Composite up 0.62%, Shenzhen Component up 0.972%. Hong Kong's Hang Seng Index fell 0.29%. South Korea's Kospi index fell 0.52%.

VIETNAM ECONOMY		1D (bps)	YTD (bps)
Vnibor	0.81%	-17	68
Deposit interest 12M	5.60%	0	-20
5 year-Gov. Bond	1.03%	3	-19
10 year-Gov. Bond	2.03%	1	0
USD/VND	22,985	0	-0.83%
EUR/VND	26,199	0	-9.98%
CNY/VND	3,641	0	1.90%

In 2021, the merchandise trade balance is estimated to have a trade surplus of \$4 billion, compared with a trade surplus of \$19.94 billion in 2020 and \$10.57 billion in 2019. This year, the US is the country's largest export market. Vietnam, estimated at 95.6 billion USD. China is Vietnam's largest import market, estimated at 109.9 billion USD.

EVENT CALENDER

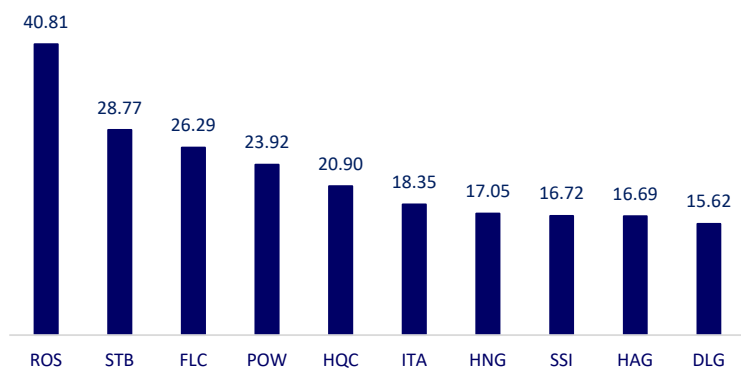
Ticker	Ex-right Date	Last register Date	Exercise Date	Type	Rate	Value
NHC	12/30/2021	12/31/2021	1/14/2022	Cash		1,500
SIV	12/30/2021	12/31/2021	1/21/2022	Cash		1,000
TDM	12/30/2021	12/31/2021	4/26/2022	Cash		1,200
PAI	12/30/2021	12/31/2021	1/25/2022	Cash		600
BCF	12/31/2021	1/4/2022	1/17/2022	Cash		500
NSC	12/31/2021	1/4/2022	1/28/2022	Cash		2,000
DHN	12/31/2021	1/4/2022	1/14/2022	Cash		1,200
EAD	1/4/2022	1/5/2022	1/24/2022	Cash		1,500
DHP	1/5/2022	1/6/2022	1/21/2022	Cash		1,500
TLG	1/5/2022	1/6/2022	1/2/2022	Cash		1,500

SELECTED NEWS

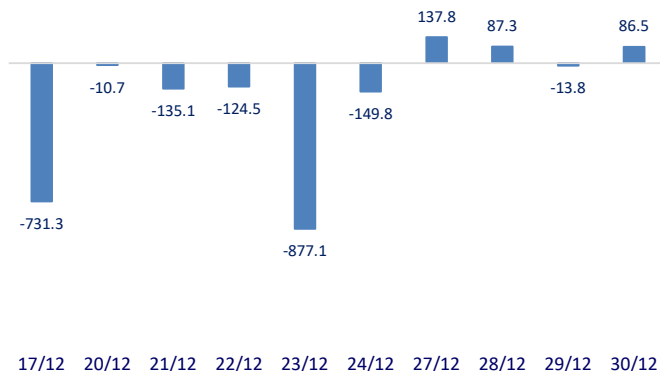
- Vietnam has a trade surplus of 4 billion USD in 2021
- Consumer price index rose to lowest level since 2016
- Recommendations for small and medium-sized tourism businesses to borrow capital with 0% interest rate
- Europe suffers from an outbreak of Omicron strain on the eve of the new year
- China continues its ambition to internationalize the renminbi
- RCEP is about to take effect, China can become the "recovery engine" in the largest free trade bloc

	Close	1D	5D	Buying vol.	Selling vol.	Content
VCB	78,400	-1.38%	2.48%	1,379,000	1,621,100	Race bank issues ESOP shares to retain employees and increase capital. HDB employees will receive 20m ESOP shares, priced at 10,000 VND/share. The number of shares to be issued accounts for 1.004% of the outstanding shares. VPB issued 15m ESOP shares right in August 2021 according to the plan approved by the 2021 Annual General Meeting of Shareholders, from treasury shares, equivalent to 0.611% of the total number of outstanding shares. TCB completed the issuance of 6m ESOP shares at the price of 10,000 VND/share at the end of September 2021 to 238 individuals under the employee selection program.
BID	35,400	0.57%	2.61%	1,702,800	2,349,400	
CTG	33,800	-1.02%	4.97%	8,714,600	15,395,100	
TCB	49,300	0.41%	4.12%	8,585,000	10,067,000	
VPB	35,400	1.87%	9.26%	15,354,500	18,774,000	
MBB	28,450	0.53%	4.21%	9,120,300	21,099,300	
HDB	30,600	0.00%	13.97%	6,795,500	9,016,900	
TPB	40,750	-1.45%	11.04%	5,051,600	6,046,500	
STB	30,500	3.39%	11.31%	53,415,000	55,262,700	
ACB	33,900	0.30%	4.31%	3,152,900	4,778,400	
NVL	86,300	-0.80%	0.04%	2,158,400	2,327,700	KDH: Hanwha Life Vietnam Insurance Company Limited - the related organization of the two leaders at KDH register to buy another 20,000 shares to increase ownership to 30,800 shares.
KDH	52,100	-1.70%	0.77%	3,146,300	4,013,400	
PDR	94,400	1.51%	-0.42%	4,018,100	3,791,800	
GAS	97,000	0.00%	1.89%	963,400	1,285,800	Ending Wednesday's session, the Brent oil contract advanced 29 cents (or 0.37%) to \$79.23 per barrel. The WTI oil contract added 58 cents, or 0.76%, to \$76.56 a barrel.
POW	17,450	-3.06%	-5.68%	42,855,600	51,066,900	
PLX	54,000	0.00%	2.27%	1,012,700	1,771,200	
VIC	95,000	-0.52%	-1.04%	2,488,000	2,795,700	VHM: In 2022-2024 period, VHM will start a new development cycle with the opening and sale of 3 projects: Vinhomes Dream City, Vinhomes Wonder Park and Vinhomes Co Loa.
VHM	81,600	-0.12%	-1.09%	9,239,600	9,379,100	
VRE	30,500	-0.16%	-1.61%	6,102,200	8,204,700	
VNM	85,300	0.12%	0.71%	2,181,200	2,165,500	MSN: December 31, 2021 is the first trading day of 115 million listed convertible bonds of Masan Group JSC.
MSN	171,500	-0.29%	0.29%	5,681,800	7,576,900	
SAB	148,900	0.40%	1.36%	179,800	210,800	
BVH	126,000	0.64%	1.69%	1,084,800	1,109,000	VIC: Vietjet sharply increased the frequency of domestic routes from December 29 to serve the demand for passenger transportation in the peak season at the end of the year and the Lunar New Year. From December 29 to January 18, 2022, Vietjet increased the frequency of the Hanoi - Ho Chi Minh City backbone route to 49 round-trip flights/week, similar to the routes connecting Ho Chi Minh City, Hanoi to Da Nang also increased. 42 round-trip flights/week.
VJC	126,000	0.64%	1.69%	1,084,800	1,109,000	
FPT	93,600	0.00%	0.43%	1,312,000	1,507,300	
MWG	134,300	-0.07%	0.52%	1,512,900	1,346,000	
PNJ	92,500	-0.75%	-1.28%	881,300	949,600	
GVR	37,000	0.27%	-5.13%	3,604,800	4,362,500	
SSI	52,600	5.94%	7.35%	26,577,900	28,232,100	
HPG	45,700	-0.22%	1.67%	17,762,900	20,200,900	

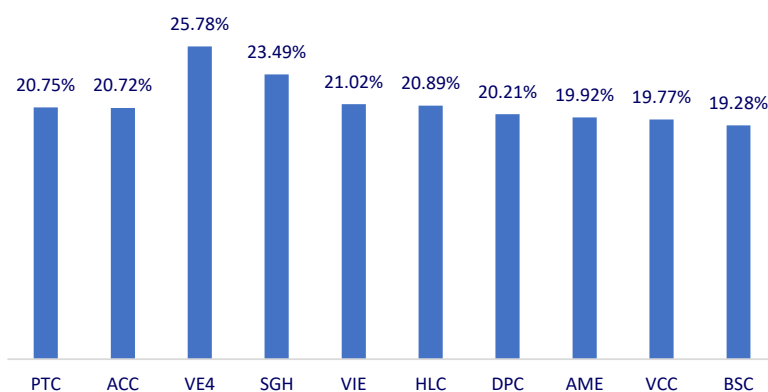
Top most traded tickers (Volume - in million)



Foreign net flow 10 nearest sessions (Billion VND)



Top increases in 3 consecutive sessions



Top decreases in 3 consecutive sessions

