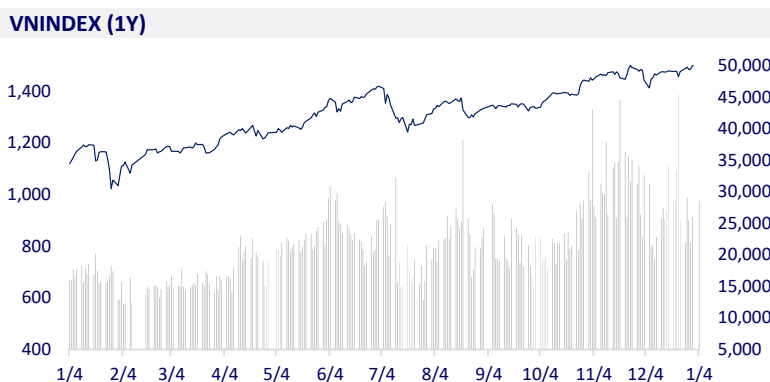
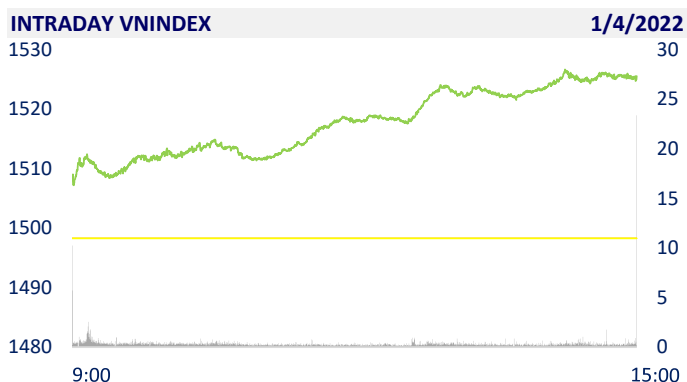


| VIETNAM STOCK MARKET    |           | 1D    | YTD     |
|-------------------------|-----------|-------|---------|
| VN-INDEX                | 1,525.58  | 1.82% | 1.82%   |
| VN30                    | 1,558.87  | 1.51% | -38.52% |
| HNX                     | 474.10    | 0.02% | 0.02%   |
| UPCOM                   | 113.72    | 0.92% | 0.92%   |
| Net Foreign buy (B)     | 456.57    |       |         |
| Total trading value (B) | 34,039.09 | 9.55% | 9.55%   |

The stock market recorded positive movements in the first trading session of 2022, stocks of securities groups, banks, real estate, steel, oil and gas... consensus broke out, helping investor sentiment become excited. VN-Index hardly encountered any resistance, strongly surpassed 1,500 points to end the session at a new high.



| ETF & DERIVATIVES |          | 1D     | YTD    |
|-------------------|----------|--------|--------|
| E1VFN30           | 26,200   | 1.43%  | 1.43%  |
| FUEMAV30          | 18,360   | 1.49%  | 1.49%  |
| FUESSV30          | 19,260   | 8.14%  | 1.37%  |
| FUESSV50          | 23,300   | 1.75%  | 1.75%  |
| FUESSVFL          | 22,300   | -0.80% | -0.80% |
| FUEVFN30          | 28,600   | 1.96%  | 1.96%  |
| FUEVN100          | 20,610   | -4.05% | -4.05% |
| VN30F2206         | 1,555.00 | 1.55%  |        |
| VN30F2203         | 1,555.90 | 28.43% |        |
| VN30F2202         | 1,555.40 | 1.20%  |        |
| VN30F2201         | 1,558.50 | 1.41%  |        |



| GLOBAL MARKET         |           | 1D     | YTD    |
|-----------------------|-----------|--------|--------|
| Nikkei                | 29,301.79 | 0.24%  | 1.77%  |
| Shanghai              | 3,632.33  | -0.20% | -0.20% |
| Kospi                 | 2,989.24  | 0.39%  | 0.39%  |
| Hang Seng             | 23,289.84 | -0.30% | -0.46% |
| STI (Singapore)       | 3,181.13  | 1.84%  | 1.84%  |
| SET (Thái Lan)        | 1,670.28  | 0.76%  | 0.76%  |
| Crude oil (\$/barrel) | 76.64     | 0.59%  | 0.18%  |
| Gold (\$/ounce)       | 1,804.35  | 0.02%  | -0.90% |

Chinese factory activity increased in December, Asian stocks mixed. In Japan, the Nikkei 225 gained 0.24%. The Chinese market fell with Shanghai Composite down 0.2%, Shenzhen Component down 0.444%. Hong Kong's Hang Seng fell 0.3%. China's manufacturing grew in December with the Caixin/Markit PMI of 50.9 points, higher than 49.9 points in the previous month and 50 points above the Reuters forecast.

| VIETNAM ECONOMY      |        | 1D (bps) | YTD (bps) |
|----------------------|--------|----------|-----------|
| Vnibor               | 0.73%  | -8       | -8        |
| Deposit interest 12M | 5.60%  | 0        | 0         |
| 5 year-Gov. Bond     | 1.16%  | 15       | 15        |
| 10 year-Gov. Bond    | 1.86%  | -14      | -14       |
| USD/VND              | 22,975 | 0        | 0.15%     |
| EUR/VND              | 26,143 | 0        | -1.23%    |
| CNY/VND              | 3,640  | 0        | -0.49%    |

According to VASEP, from 2015, Vietnam used to be the world's largest shrimp exporter. However, Indian shrimp has risen strongly since 2015, Ecuadorian shrimp has made a breakthrough since 2018, making Vietnamese shrimp ranked 3rd in the world. However, this gap between the top 3 proportions is not much different. Specifically, in the annual value of 26-28 billion USD of shrimp imports worldwide, India accounted for 15.7%, Ecuador was 14% and Vietnam was 13.6%.

**EVENT CALENDER**

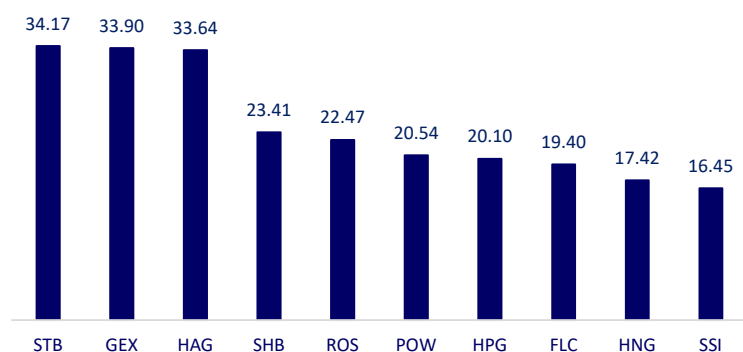
| Ticker | Ex-right Date | Last register Date | Exercise Date | Type | Rate | Value |
|--------|---------------|--------------------|---------------|------|------|-------|
| NTL    | 1/4/2022      | 1/5/2022           | 1/21/2022     | Cash |      | 1,500 |
| HD6    | 1/4/2022      | 1/5/2022           | 1/20/2022     | Cash |      | 500   |
| BWS    | 1/4/2022      | 1/5/2022           | 1/20/2022     | Cash |      | 700   |
| EAD    | 1/4/2022      | 1/5/2022           | 1/24/2022     | Cash |      | 1,500 |
| VXT    | 1/5/2022      | 1/6/2022           | 1/20/2022     | Cash |      | 800   |
| DHP    | 1/5/2022      | 1/6/2022           | 1/21/2022     | Cash |      | 1,500 |
| TLG    | 1/5/2022      | 1/6/2022           | 1/2/02022     | Cash |      | 1,500 |
| BST    | 1/5/2022      | 1/6/2022           | 1/24/2022     | Cash |      | 1,000 |
| HTC    | 1/7/2022      | 1/10/2022          | 1/26/2022     | Cash |      | 300   |
| SAB    | 1/7/2022      | 1/10/2022          | 1/2/02022     | Cash |      | 2,000 |

## SELECTED NEWS

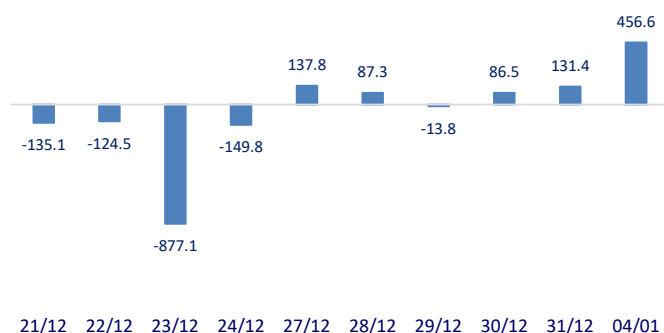
- The Government submits to the National Assembly an economic recovery package worth VND 350,000 billion
- Budget revenue from stock market is nearly 11,000 billion dong, more than double last year
- Shrimp exports in 2025 are forecast to reach USD 5.6 billion
- Markets and economies are gearing up for the Fed's first rate hike, possibly in the next two months
- Global chip sales are estimated to exceed 600 billion USD in 2022
- The IPO fever in 2022 will calm down after a boom year

|     | Close   | 1D     | 5D     | Buying vol. | Selling vol. | Content  |
|-----|---------|--------|--------|-------------|--------------|--|
| VCB | 79,000  | 0.25%  | -1.25% | 1,962,200   | 1,813,200    | TPB: By the end of 2021, TPBank's total assets reached VND 295,000 billion, an increase of nearly 42% compared to the beginning of the year, exceeding 17% of the plan, profit before tax reached VND 6,038 billion, completing 4% higher than the plan, besides that total operating income increased by 30% over the same period, the bad debt ratio was controlled at 0.9%.   |
| BID | 37,400  | 0.81%  | 6.25%  | 2,834,700   | 4,295,700    |  |
| CTG | 34,750  | 2.51%  | 2.51%  | 26,097,200  | 22,037,800   |  |
| TCB | 50,900  | 1.80%  | 3.56%  | 17,057,200  | 20,991,600   |  |
| VPB | 36,050  | 0.70%  | 4.34%  | 19,342,800  | 25,884,000   |  |
| MBB | 29,100  | 0.69%  | 2.83%  | 14,713,600  | 20,157,200   |  |
| HDB | 31,100  | 0.81%  | 1.97%  | 11,328,800  | 12,255,200   |  |
| TPB | 42,750  | 4.14%  | 1.66%  | 17,372,500  | 19,328,700   |  |
| STB | 32,100  | 1.90%  | 6.82%  | 69,671,300  | 65,229,500   |  |
| ACB | 34,400  | -0.29% | 2.23%  | 7,867,300   | 10,629,600   |  |
| NVL | 89,000  | -2.20% | 2.30%  | 3,991,800   | 3,675,600    | NVL: From 2019 until now, NVL has continuously contributed thousands of billions of VND to Nova Hospitality to invest in many projects such as NovaWorld Phat Thiet, NovaWorld Ho Tram   |
| KDH | 54,400  | 6.67%  | 3.62%  | 5,019,000   | 4,278,000    |  |
| PDR | 94,800  | -0.42% | 0.74%  | 3,965,500   | 4,151,000    | POW: The technical problem of Unit 1 of Vung Ang 1 Thermal Power Plant occurred on September 19, 2021, which affects the Company's 2021 business results.  |
| GAS | 101,900 | 5.93%  | 3.87%  | 3,220,000   | 2,713,500    |  |
| POW | 18,700  | 6.86%  | 1.91%  | 50,346,500  | 26,867,900   |  |
| PLX | 55,900  | 3.71%  | 3.90%  | 4,166,200   | 4,111,900    | VinFast's valuation of 60 billion USD is among the most awaited IPO deals in the US in 2022  |
| VIC | 101,000 | 6.20%  | 2.64%  | 5,099,500   | 4,346,800    |  |
| VHM | 85,100  | 3.78%  | 2.78%  | 15,625,500  | 16,691,300   |  |
| VRE | 31,150  | 3.49%  | 1.14%  | 12,673,500  | 14,362,500   | MSN: the total amount of capital MSN received in 2021 is estimated at nearly 2.3b USD, equal to the total investment MSN received during 11 years since its listing on the stock exchange  |
| VNM | 86,700  | 0.35%  | 1.40%  | 3,135,000   | 4,237,400    |  |
| MSN | 170,000 | -0.58% | -0.87% | 1,339,800   | 2,755,400    |  |
| SAB | 157,000 | 3.97%  | 5.87%  | 763,600     | 580,400      | MWG: In October, MWG revealed its ability to expand into new industries, beyond technology. As a result, after just over two months of ideation and construction, the first stores of all 5 chains named AVA appeared simultaneously on major roads in Ho Chi Minh City. The previous experience of opening more than 5,000 stores of The Gioi Di Dong, Dien May Xanh, Bach Hoa Xanh... has given this retailer an incredible capacity to open new chains. |
| BVH | 126,000 | -1.79% | 0.64%  | 801,800     | 906,900      |  |
| VJC | 126,000 | -1.79% | 0.64%  | 801,800     | 906,900      |  |
| FPT | 93,500  | 0.54%  | -1.06% | 2,729,300   | 2,870,800    |  |
| MWG | 137,800 | 1.40%  | 1.47%  | 2,043,600   | 2,384,200    | Xanh... has given this retailer an incredible capacity to open new chains.   |
| PNJ | 96,500  | 0.31%  | 0.94%  | 651,200     | 715,700      |  |
| GVR | 37,600  | 1.76%  | -0.66% | 3,990,900   | 4,450,000    |  |
| SSI | 53,000  | 2.32%  | 8.61%  | 28,232,000  | 30,606,600   |  |
| HPG | 46,750  | 0.75%  | 2.07%  | 27,804,300  | 34,605,900   |  |

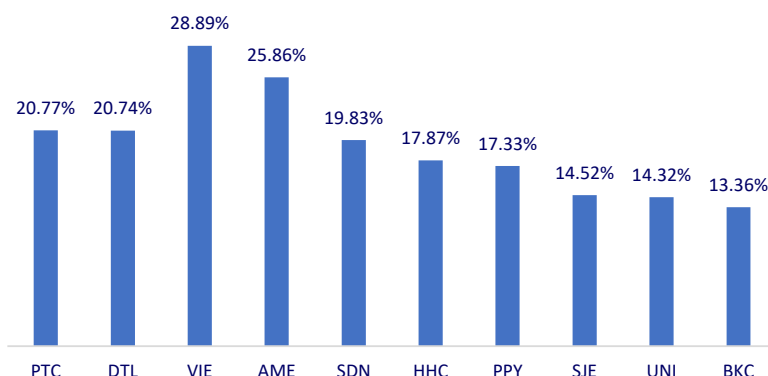
Top most traded tickers (Volume - in million)



Foreign net flow 10 nearest sessions (Billion VND)



Top increases in 3 consecutive sessions



Top decreases in 3 consecutive sessions

