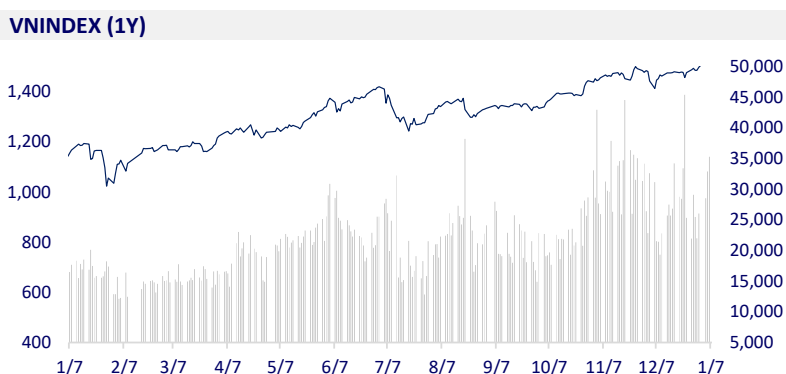
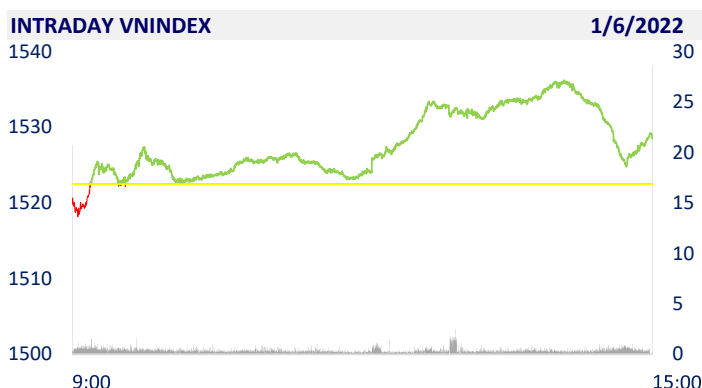
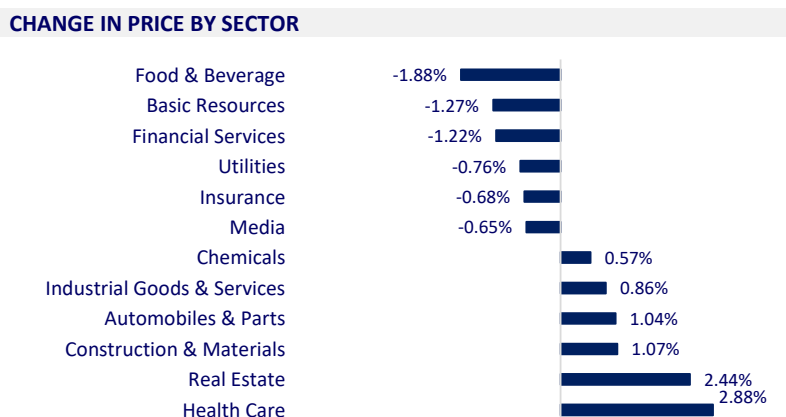


VIETNAM STOCK MARKET		1D	YTD
VN-INDEX	1,528.57	0.40%	2.02%
VN30	1,544.95	-0.07%	0.60%
HNX	484.89	0.94%	2.30%
UPCOM	114.39	0.11%	1.52%
Net Foreign buy (B)	-253.36		
Total trading value (B)	42,124.08	5.79%	35.57%

Foreign investors continued to net sell 253b dong in session 6/1, focusing on collecting real estate stocks. VHM was the strongest net bought by foreign investors with the value of 117b dong. 2nd net buyers was KBC with 103b dong. The next positions all belong to the real estate group, which are DXG, BCM and KDH with a net buying value of VND61b, VND53b and VND38b, respectively.



ETF & DERIVATIVES		1D	YTD
E1VFN30	25,820	-0.65%	-0.04%
FUEMAV30	18,200	1.11%	0.61%
FUESSV30	19,010	6.74%	0.05%
FUESSV50	23,690	1.24%	3.45%
FUESSVFL	21,880	-0.55%	-2.67%
FUEVFVND	27,850	-0.64%	-0.71%
FUEVN100	20,420	-0.78%	-4.93%
VN30F2206	1,542.00	-0.23%	
VN30F2203	1,543.30	-0.30%	
VN30F2202	1,543.00	-0.26%	
VN30F2201	1,545.10	-0.25%	



GLOBAL MARKET		1D	YTD
Nikkei	28,487.87	-1.38%	-1.06%
Shanghai	3,586.08	-0.25%	-1.48%
Kospi	2,920.53	-1.13%	-1.92%
Hang Seng	23,072.86	0.33%	-1.39%
STI (Singapore)	3,184.30	0.66%	1.94%
SET (Thái Lan)	1,653.03	-1.42%	-0.28%
Crude oil (\$/barrel)	79.04	2.34%	3.32%
Gold (\$/ounce)	1,800.55	-0.54%	-1.11%

Stock markets in Asia - Pacific fell in session 6/1. In Japan, the Nikkei 225 fell 1.38%. The Chinese market fell with Shanghai Composite down 0.25%, Shenzhen Component down 0.663%. Hong Kong's Hang Seng rose 0.33%. South Korea's Kospi index fell 1.13%.

VIETNAM ECONOMY		1D (bps)	YTD (bps)
Vnibor	1.47%	-33	66
Deposit interest 12M	5.60%	0	0
5 year-Gov. Bond	1.20%	20	19
10 year-Gov. Bond	1.90%	-10	-10
USD/VND	22,965	0	0.11%
EUR/VND	26,167	0	-1.14%
CNY/VND	3,636	0	-0.60%

State budget revenue in 2021 is estimated at 1,563.3 trillion dong, equaling 116.4% of the estimate, up 3.7% compared to 2020. In which, revenue mainly comes from crude oil, income from import and export activities and collection of land use levy; domestic tax and fee collection from production and business activities (exceeding 14.5% of the estimate, increasing by 11.3% compared to the implementation in 2020); the rate of mobilization into the state budget reached 18.6% of GDP.

EVENT CALENDER

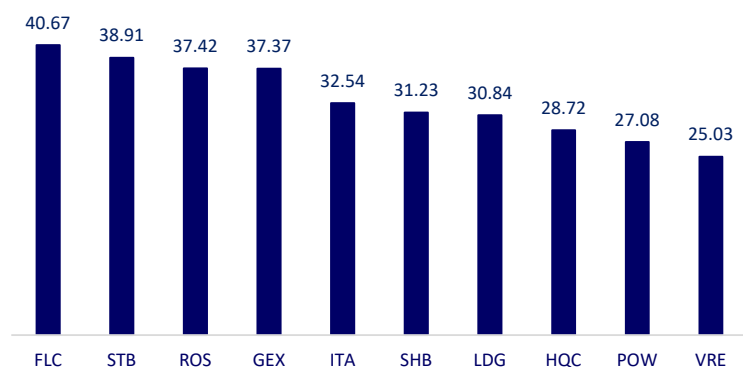
Ticker	Ex-right Date	Last register Date	Exercise Date	Type	Rate	Value
BST	1/6/2022	1/7/2022	1/24/2022	Cash		1,000
NDW	1/6/2022	1/7/2022	1/24/2022	Cash		480
DPH	1/7/2022	1/10/2022	1/21/2022	Cash		1,500
HTC	1/7/2022	1/10/2022	1/26/2022	Cash		300
SAB	1/7/2022	1/10/2022	1/2/02022	Cash		2,000
VNM	1/10/2022	1/11/2022	1/25/2022	Cash		1,400
DHA	1/10/2022	1/11/2022	1/21/02022	Cash		3,000
GDT	1/10/2022	1/11/2022		Stock	10:1	
ASM	1/14/2022	1/17/2022		Stock	10:3	
BMP	1/14/2022	1/17/2022	2/10/2022	Cash		1,250

SELECTED NEWS

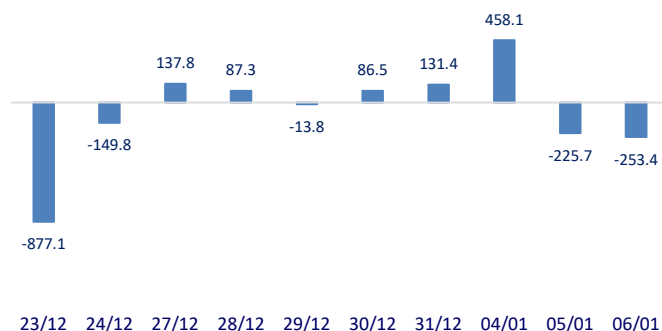
- The state budget in 2021 is still a bountiful nearly VND 220,000 billion
- Vietnam surpassed China to become the main production base for Nike
- Spent 74,000 billion VND to fight the epidemic and support people in difficulty
- The Fed is expected to start raising interest rates in March of this year
- The US bond market was sold strongly
- China's December PMI rose rapidly despite the impact of Covid

	Close	1D	5D	Buying vol.	Selling vol.	Content
VCB	79,100	1.41%	0.89%	2,256,600	2,383,300	CTG: As of December 31, 2021, the average outstanding balance increased by 12.3% yoy. The proportion of retail loans and SME customers reached 57%, a positive improvement yoy. Non-interest income increased by over 20%. Demand deposits (CASA) increased by more than 20% yoy, the proportion of CASA/total capital in 2021 reached 20%. Last year, VietinBank reduced its profit by more than VND 7,000 billion to deploy many support solutions on credit, debt restructuring, loan interest rate reduction, service fees in order to promptly remove difficulties and accompany customers to overcome difficulties.
BID	38,000	2.56%	7.34%	9,498,000	9,038,200	
CTG	34,000	-2.16%	0.59%	19,602,100	20,358,300	
TCB	49,900	-1.19%	1.22%	15,086,300	17,636,500	
VPB	35,150	-0.99%	-0.71%	21,436,100	21,532,400	
MBB	28,350	-1.22%	-0.35%	16,922,200	18,206,600	
HDB	30,500	0.00%	-0.33%	11,357,400	10,431,300	
TPB	42,000	0.00%	3.07%	9,193,700	9,911,700	
STB	32,700	0.46%	7.21%	70,727,500	72,639,900	
ACB	33,750	0.15%	-0.44%	8,969,100	8,834,000	
NVL	88,200	-1.01%	2.20%	3,377,600	4,223,600	PDR: Collecting shareholders' written opinions on the plan to implement a foreign loan entitled to be converted into common shares for the Borrower.
KDH	56,800	1.97%	9.02%	4,819,100	4,846,600	
PDR	93,800	0.00%	-0.64%	3,659,000	3,320,400	
GAS	103,700	-1.24%	6.91%	1,391,800	1,600,000	PLX: Non-cash payment and Petrolimex ID membership registration officially operated by PLX from November 19, 2021.
POW	19,250	1.32%	10.32%	54,129,900	63,447,100	
PLX	55,500	-0.36%	2.78%	1,977,600	2,404,600	
VIC	104,500	4.50%	10.00%	8,380,400	9,776,100	VinFast plans to manufacture and assemble electric vehicle batteries at a complex of factories in the US. VinFast will initially assemble electric vehicle batteries with battery cells first.
VHM	85,300	1.55%	4.53%	16,134,000	20,649,600	
VRE	35,600	6.91%	16.72%	41,572,600	31,567,500	
VNM	85,400	-0.93%	0.12%	4,816,100	4,786,800	MSN and VNM were both stocks that were sold the most by foreign investors in today's session with a value of 122 billion dong and 106 billion dong, respectively.
MSN	153,800	-4.47%	-10.32%	2,484,500	2,987,900	
SAB	156,600	-1.69%	5.17%	181,000	235,800	
BVH	123,800	0.65%	-1.75%	718,000	840,700	HPG: Hoa Phat Hai Duong Steel Company became the largest tax payer in Hai Duong province. In which, the amount paid separately in Hai Duong is 1,758 billion VND, up 53% yoy. Hoa Phat Hai Duong Steel Joint Stock Company (belonging to Hoa Phat Group) is currently operating Hoa Phat Iron and Steel Complex in Kinh Mon Town - Hai Duong Province, with a capacity of 2.5 million tons/year. The company creates jobs and stable income for 5,000 employees, mainly local people.
VJC	123,800	0.65%	-1.75%	718,000	840,700	
FPT	93,500	-0.11%	-0.11%	1,809,400	2,091,200	
MWG	137,500	0.29%	2.38%	1,135,600	1,624,400	
PNJ	94,600	-0.53%	2.27%	574,100	553,000	
GVR	38,600	0.52%	4.32%	7,139,900	9,587,100	
SSI	51,900	-1.70%	-1.33%	23,094,500	23,734,500	
HPG	46,100	-1.50%	0.88%	25,065,900	26,909,000	

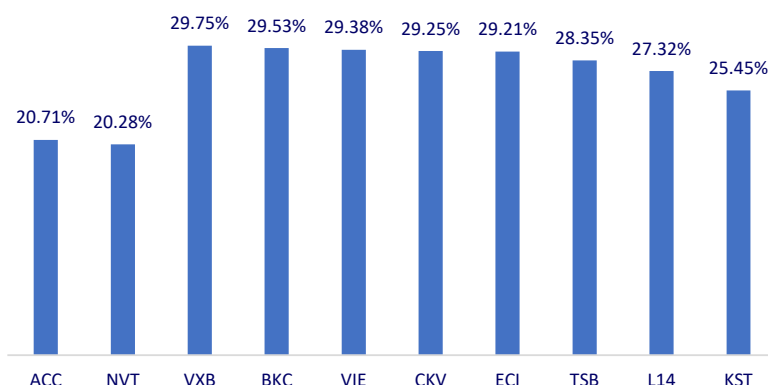
Top most traded tickers (Volume - in million)



Foreign net flow 10 nearest sessions (Billion VND)



Top increases in 3 consecutive sessions



Top decreases in 3 consecutive sessions

