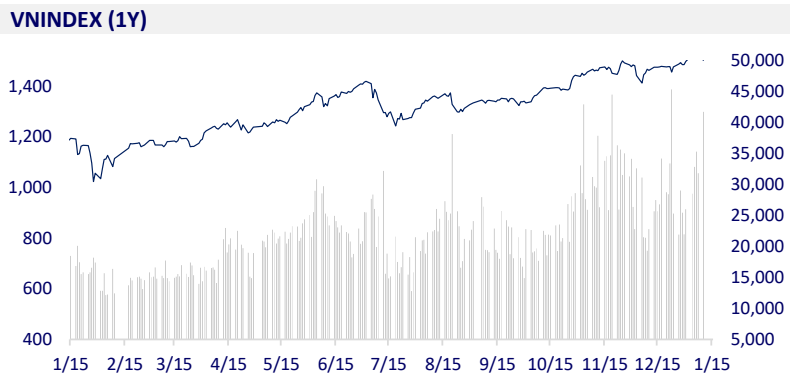
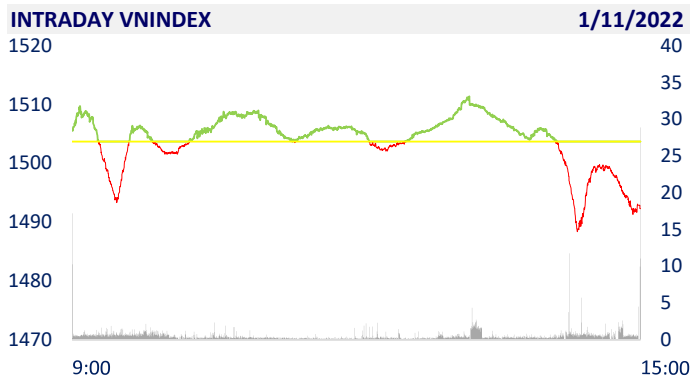
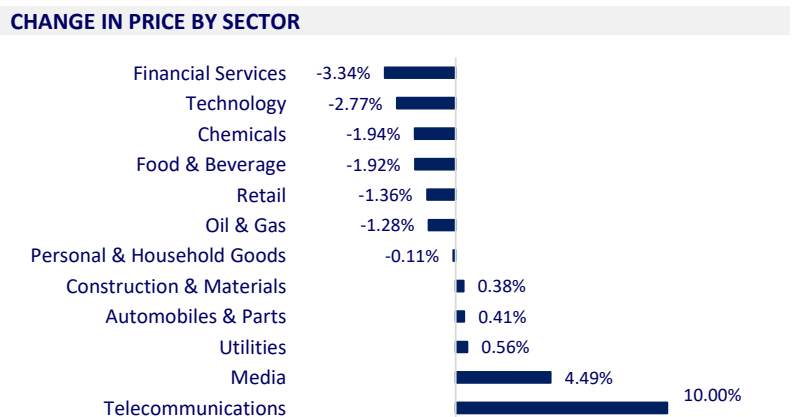


VIETNAM STOCK MARKET		1D	YTD
VN-INDEX	1,492.31	-0.76%	-0.40%
VN30	1,499.74	-0.99%	-2.34%
HNX	481.61	-0.27%	1.61%
UPCOM	114.54	0.21%	1.65%
Net Foreign buy (B)	112.92		
Total trading value (B)	42,463.00	-15.37%	36.66%

Foreign investors traded actively when buying 42 million shares, worth 1,692 billion dong, while selling 43.5 million shares, worth 1,561 billion dong. Total net selling volume was at 1.5 million shares, but in terms of value, this capital inflow was a net purchase of 113 billion dong. On HoSE alone, foreign investors net bought back 100 billion dong, however, in terms of volume, this capital flow net sold 2.2 million shares.



ETF & DERIVATIVES		1D	YTD
E1VFN30	25,400	-0.70%	-1.66%
FUEMAV30	17,670	-1.23%	-2.32%
FUESSV30	18,510	3.93%	-2.58%
FUESSV50	22,750	-1.52%	-0.66%
FUESSVFL	21,410	-1.15%	-4.76%
FUEVFN30	27,400	-0.54%	-2.32%
FUEVN100	19,900	-1.68%	-7.36%
VN30F2206	1,503.20	-0.86%	
VN30F2203	1,504.50	-0.82%	
VN30F2202	1,504.00	-0.84%	
VN30F2201	1,503.60	-0.63%	



GLOBAL MARKET		1D	YTD
Nikkei	28,222.48	-0.09%	-1.98%
Shanghai	3,567.44	-0.73%	-1.99%
Kospi	2,927.38	0.02%	-1.69%
Hang Seng	23,739.06	0.40%	1.46%
STI (Singapore)	3,246.37	0.60%	3.93%
SET (Thái Lan)	1,667.12	0.61%	0.57%
Crude oil (\$/barrel)	79.38	0.86%	3.76%
Gold (\$/ounce)	1,804.70	-0.04%	-0.88%

Investors were worried that central banks would tighten policies, Asian stocks mixed. In Japan, the Nikkei 225 fell 0.09%. The Chinese market fell with Shanghai Composite down 0.73%, Shenzhen Component down 1.27%. Hong Kong's Hang Seng rose 0.4%. South Korea's Kospi index rose 0.02%, the Kosdaq increased 0.02%.

VIETNAM ECONOMY		1D (bps)	YTD (bps)
Vnibor	1.14%	-3	33
Deposit interest 12M	5.60%	0	0
5 year-Gov. Bond	1.24%	7	23
10 year-Gov. Bond	1.96%	9	-4
USD/VND	22,920	0	-0.09%
EUR/VND	26,161	0	-1.16%
CNY/VND	3,631	0	-0.74%

According to the Ministry of Industry and Trade, it is estimated that Vietnam's cashew exports in 2021 to the EU market will reach 135,000 tons, worth 816 million USD, up 16.5% in volume and 7.9% in value over the previous year. The above positive growth is due to the EU's demand for cashew nuts in the last month of the year reaching a high level according to the cyclical factor, in order to serve the Christmas and New Year holidays.

EVENT CALENDER

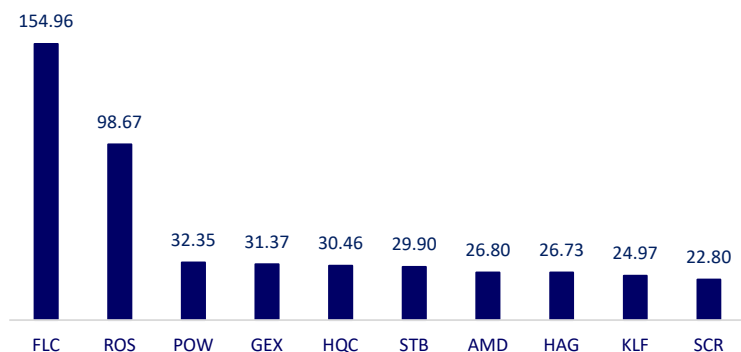
Ticker	Ex-right Date	Last register Date	Exercise Date	Type	Rate	Value
DHT	1/11/2022	1/12/2022	1/25/2022	Cash		1,400
TCH	1/13/2022	1/14/2022		Stock	25:2	
C32	1/13/2022	1/14/2022	1/26/02022	Cash		1,200
BSP	1/13/2022	1/14/2022	1/27/02022	Cash		500
EIC	1/14/2022	1/17/2022	1/27/02022	Cash		1,000
ASM	1/14/2022	1/17/2022		Stock	10:3	
BMP	1/14/2022	1/17/2022	2/10/2022	Cash		1,250
EVG	1/17/2022	1/18/2022		Stock	20:1	
EVE	1/19/2022	1/20/2022		Stock	100:8	
ABT	1/19/2022	1/20/2022	1/27/2022	Cash		1,000

SELECTED NEWS

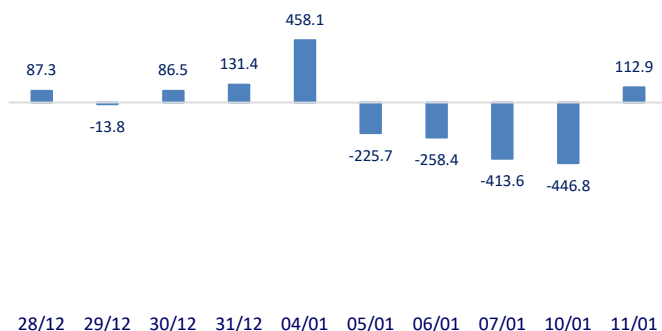
- Cashew nut exports to the EU are estimated to increase by 15% in volume this year
- The Ministry of Construction proposed to review the situation of rising material prices
- Economic recovery in 2022: Focus on restoring aggregate demand
- Fed will prevent inflation so as not to affect the economy
- China plans to spend 200 billion USD to build an underwater train line, reaching the US in just 2 days
- Thai economy may 'decelerate' in the first half of 2022

	Close	1D	5D	Buying vol.	Selling vol.	Content
VCB	79,400	-0.13%	0.51%	1,416,800	2,285,500	VCB: Management has set a target of 12% increase in pre-tax profit. Total assets are expected to increase by 8%, capital mobilization in market 1 is 9% higher than at the end of 2021. Credit is planned to increase by 12% and bad debt will remain below 1.5%. The market share of international payment and trade finance is over 16%. The bank will strengthen credit quality control and speed up the recovery of bad debts and off-balance sheet debts. Targeted credit grows in line with the State Bank's (SBV) orientation, focuses on a safe and effective portfolio structure, and continues to promote retail credit.
BID	39,400	1.42%	5.35%	7,124,300	7,219,300	
CTG	33,000	-0.90%	-5.04%	10,937,000	11,251,200	
TCB	48,450	-0.41%	-4.81%	10,481,400	11,257,800	
VPB	34,300	-0.29%	-4.85%	14,755,100	14,546,000	
MBB	27,900	-0.71%	-4.12%	12,147,800	12,580,000	
HDB	29,300	-1.01%	-5.79%	7,709,000	8,181,300	
TPB	40,200	-0.62%	-5.96%	7,090,800	10,028,100	
STB	32,450	2.69%	1.09%	53,702,100	56,485,900	
ACB	32,750	-0.76%	-4.80%	9,831,000	13,537,700	
NVL	84,500	0.72%	-5.06%	4,928,000	4,269,400	NVL: Offering VND1,300 billion of non-convertible, unwarranted and unsecured bonds to the public. Bond maturity is 18 months.
KDH	53,000	-2.03%	-2.57%	4,771,400	4,832,900	
PDR	92,600	-0.96%	-2.32%	4,079,400	4,200,600	Ending Monday's session, the Brent oil contract dropped 88 cents (or 1.08%) to \$80.87 per barrel. The WTI oil contract lost 67 cents (or 0.85%) to \$78.23 a barre
GAS	103,300	1.27%	1.37%	1,102,200	1,242,400	
POW	18,650	-0.53%	-0.27%	60,268,700	55,388,500	
PLX	54,100	-1.64%	-3.22%	1,832,700	1,762,600	
VIC	101,000	-1.27%	0.00%	4,119,300	3,549,300	
VHM	83,600	-2.11%	-1.76%	9,144,000	10,230,500	VinFast's pure-electric strategy is considered by the world press to be reasonable to penetrate the global market.
VRE	34,200	-2.29%	9.79%	21,622,200	21,413,700	
VNM	83,700	0.00%	-1.85%	3,305,800	3,366,500	MSN: Masan Group is about to issue 236 million shares for bonus, rate 20%. The company's charter capital after the issuance is expected to increase to 14,166 billion dong.
MSN	144,900	-5.29%	-14.76%	1,940,200	2,425,300	
SAB	152,900	0.59%	-1.35%	270,100	186,900	HPG: For the whole year of 2021, HPG has supplied to the market a total of 8.8 million tons of steel including billet, construction steel, HRC, steel pipe and corrugated iron, up 35% over the same period. 2021 is also the first time the Company has reached sales volume of over 1 million tons of steel in a month. In terms of proportion of products, construction steel and HRC contributed mainly to sales volume.
BVH	123,800	0.00%	-1.75%	767,200	905,600	
VJC	123,800	0.00%	-1.75%	767,200	905,600	
FPT	89,500	-2.72%	-4.28%	3,515,600	4,164,300	
MWG	131,800	-0.90%	-4.35%	999,000	1,367,300	
PNJ	94,100	0.97%	-2.49%	763,000	791,900	
GVR	36,800	-2.39%	-2.13%	4,842,100	5,722,700	
SSI	48,100	-2.93%	-9.25%	24,382,800	25,200,800	
HPG	45,100	-1.20%	-3.53%	19,757,800	23,365,300	

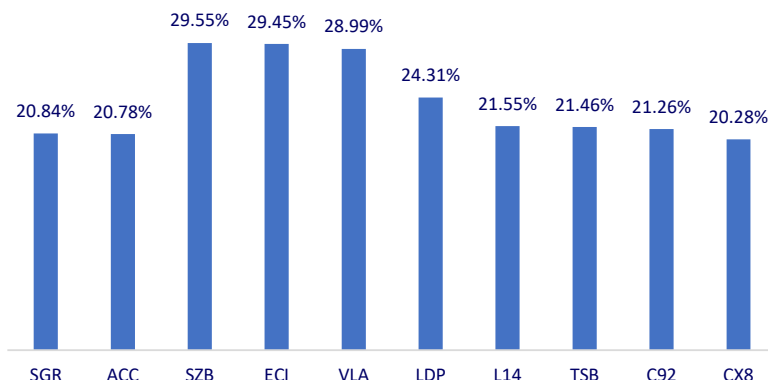
Top most traded tickers (Volume - in million)



Foreign net flow 10 nearest sessions (Billion VND)



Top increases in 3 consecutive sessions



Top decreases in 3 consecutive sessions

