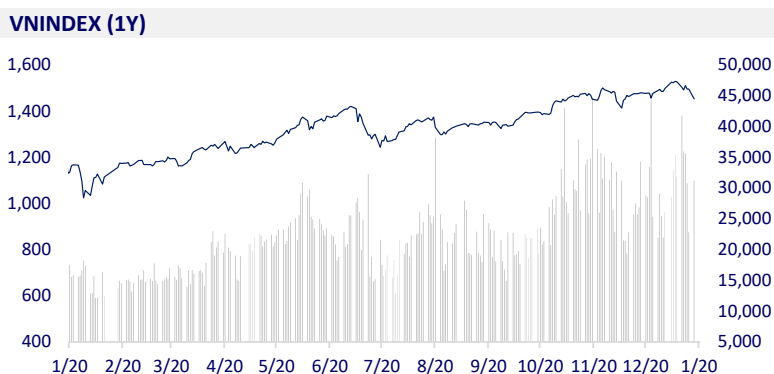
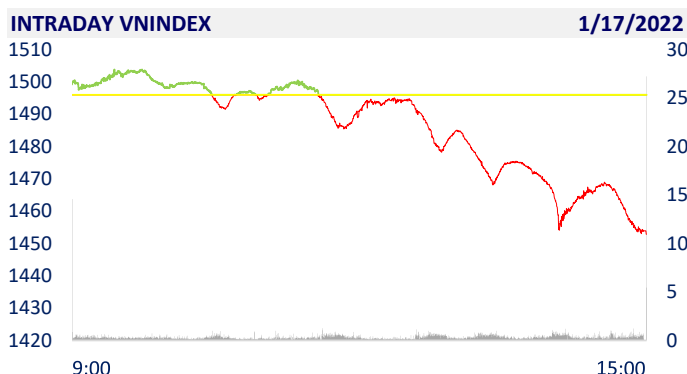
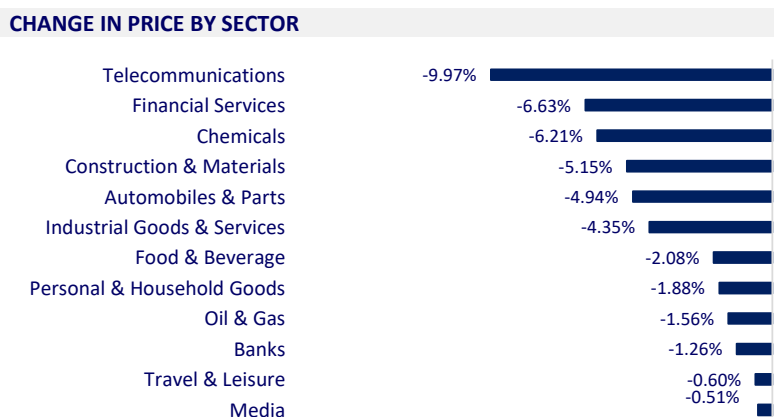


VIETNAM STOCK MARKET		1D	YTD
VN-INDEX	1,452.84	-2.89%	-3.03%
VN30	1,478.61	-2.95%	-3.72%
HNX	445.34	-4.61%	-6.04%
UPCOM	109.36	-2.55%	-2.95%
Net Foreign buy (B)	161.23		
Total trading value (B)	37,301.77	35.43%	20.05%

The drop in the session on January 17 spread to all industry groups. In which, securities, electrical equipment, plastic production and chemicals were the sectors that fell the most in the market. VHM, GVR, VPB, VIC are the 4 stocks that pulled back the VN-Index the most with nearly 10 points. On the other side, almost only VCB was the pillar of the market with 3.6 support points.



ETF & DERIVATIVES		1D	YTD
E1VFN30	25,000	-2.53%	-3.21%
FUEMAV30	17,480	-2.35%	-3.37%
FUESSV30	18,550	4.15%	-2.37%
FUESSV50	22,000	-3.51%	-3.93%
FUESSVFL	22,490	2.09%	0.04%
FUEVFN30	26,700	-3.40%	-4.81%
FUEVN100	19,570	-2.05%	-8.89%
VN30F2206	1,484.00	-2.62%	
VN30F2203	1,486.00	-2.43%	
VN30F2202	1,482.00	-2.63%	
VN30F2201	1,480.00	-2.64%	



GLOBAL MARKET		1D	YTD
Nikkei	28,333.52	-0.10%	-1.59%
Shanghai	3,541.67	0.58%	-2.70%
Kospi	2,890.10	-1.09%	-2.94%
Hang Seng	24,218.03	-0.37%	3.51%
STI (Singapore)	3,287.95	0.18%	5.26%
SET (Thái Lan)	1,676.87	0.25%	1.16%
Crude oil (\$/barrel)	83.36	-0.56%	8.97%
Gold (\$/ounce)	1,820.05	0.30%	-0.04%

China releases economic data, Asian stocks mixed. In Japan, the Nikkei 225 fell 0.1%. The Chinese market rose with Shanghai Composite up 0.58%, Shenzhen Component up 1.51%. Hong Kong's Hang Seng Index fell 0.37%. South Korea's Kospi index fell 1.09%.

VIETNAM ECONOMY		1D (bps)	YTD (bps)
Vnibor	0.98%	-11	17
Deposit interest 12M	5.60%	0	0
5 year-Gov. Bond	1.20%	16	19
10 year-Gov. Bond	1.90%	-11	-10
USD/VND	22,950	0	0.04%
EUR/VND	26,394	0	-0.28%
CNY/VND	3,651	0	-0.19%

The People's Committee of Quang Ninh province has just announced the suspension of receiving vehicles carrying fresh fruits and frozen seafood to the border gate and opening of the border of Quang Ninh province for export from January 17. In addition, Chinese agencies have announced a policy to control the amount of vehicles imported through Dong Hung (China), whereby at the opening Km 3+4 Hai Yen (Mong Cai, Quang Ninh) only import 50 cars/day.

EVENT CALENDER

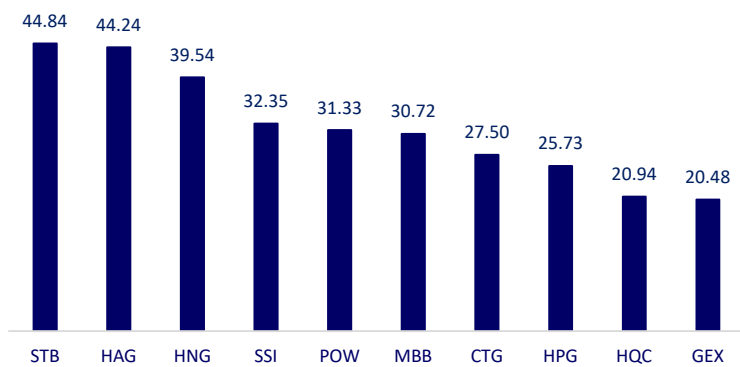
Ticker	Ex-right Date	Last register Date	Exercise Date	Type	Rate	Value
DVP	1/17/2022	1/18/2022	1/27/02022	Cash		1,500
EVG	1/17/2022	1/18/2022		Stock	20:1	
BMC	1/18/2022	1/19/2022	1/28/02022	Cash		800
DAT	1/19/2022	1/20/2022		Stock	10:2	
TUG	1/19/2022	1/20/2022	2/10/2022	Cash		600
VAB	1/19/2022	1/20/2022		Stock	10000:2135	
ABT	1/19/2022	1/20/2022	1/27/02022	Cash		1,000
QNS	1/19/2022	1/20/2022	1/28/02022	Cash		500
EVE	1/19/2022	1/20/2022		Stock	100:8	
BLT	1/20/2022	1/21/2022	2/15/2022	Cash		970

SELECTED NEWS

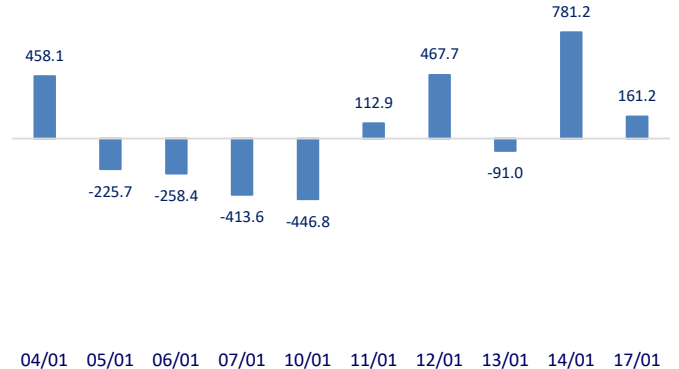
- Vietnam's GDP is forecasted to grow by 6.5-7% this year
- Stop receiving frozen fruits and seafood through the border gate, the border gate of Mong Cai city from January 17
- Cambodia suspends imports of live pigs from Vietnam
- German economy grew by 2.7%
- China lowers medium-term lending rates for the first time since April 2020
- China GDP to grow by 8.1% in 2021

	Close	1D	5D	Buying vol.	Selling vol.	Content
VCB	86,200	3.36%	8.43%	4,809,600	4,263,800	STB: in 2021, despite the difficulties of the global economy, the bank is expected to record pre-tax profit is more than 4,400 billion dong, up nearly 32% over the same period last year. Banking operating costs are decreasing significantly, CIR in 2021 is about 36.2% and is expected to decrease to 34.2% in 2022. However, achievements in bad debt handling and asset quality improvement are really the most impressive points at Sacombank.
BID	43,650	-1.36%	12.36%	11,224,800	12,464,500	
CTG	35,000	-1.27%	5.11%	39,262,700	47,156,600	
TCB	48,600	-2.31%	-0.10%	15,485,700	19,643,000	
VPB	33,050	-5.16%	-3.92%	20,348,600	22,347,700	
MBB	29,500	-0.51%	4.98%	43,772,600	57,628,200	
HDB	29,000	-5.23%	-2.03%	10,834,000	15,245,800	
TPB	40,200	-4.06%	-0.62%	11,386,100	14,264,800	
STB	32,600	-6.86%	3.16%	65,693,600	76,388,500	
ACB	32,750	-0.91%	-0.76%	10,951,600	12,132,100	
NVL	80,000	-2.44%	-4.65%	3,544,300	4,458,100	NVL: Nova Consumer officially became the first unit to open the IPO wave in 2022. After the successful IPO, Nova Consumer will proceed to submit a listing application at HoSE.
KDH	49,800	-6.92%	-7.95%	3,172,000	4,636,900	
PDR	86,500	-5.77%	-7.49%	3,456,500	4,891,500	POW: suffered a loss of 116b dong in Q4.2021 due to a prolonged incident at Vung Ang 1 Thermal Power Plant. NI in 2021 reached 1,917b dong, down 25% yoy but exceeding 41% of the year plan.
GAS	104,600	-0.85%	2.55%	2,368,900	2,871,600	
POW	16,500	-6.78%	-12.00%	43,392,100	70,257,000	
PLX	53,600	-2.55%	-2.55%	2,792,000	4,126,600	VIC: VinFast Fadil surpassed last year's champion Toyota Vios to become the best-selling car model in 2021.
VIC	97,000	-1.92%	-5.18%	3,677,600	4,787,500	
VHM	79,100	-3.77%	-7.38%	11,643,200	14,536,700	
VRE	32,000	-6.98%	-8.57%	14,208,900	19,731,600	MSN: On January 15, WinCommerce General Trading Service Joint Stock Company held a ceremony to announce the change of the brand name of the VinMart retail system to WinMart.
VNM	82,900	-2.13%	-0.96%	3,065,700	5,095,700	
MSN	142,000	-1.93%	-7.19%	1,083,000	1,716,500	
SAB	150,000	-1.25%	-1.32%	274,200	368,500	MWG: In 2022 only, MWG plans to achieve revenue of VND 140,000 billion and profit after tax of VND 6,350 billion. It is known that this plan is built on the assumption that the epidemic will continue to develop in a complicated way, but it will not lead to a shutdown due to the blockade or a worse impact on production and business activities compared to the past 2 years.
BVH	120,500	-1.23%	-2.67%	718,800	872,800	
VJC	120,500	-1.23%	-2.67%	718,800	872,800	
FPT	89,000	-2.52%	-3.26%	2,129,300	2,419,300	
MWG	130,000	-2.99%	-2.26%	1,001,600	1,647,000	
PNJ	93,500	-0.43%	0.32%	753,900	782,500	
GVR	33,250	-6.86%	-11.80%	5,398,800	9,791,400	
SSI	45,300	-6.98%	-8.58%	41,067,800	61,473,100	
HPG	44,700	-3.35%	-2.08%	28,960,500	35,153,500	

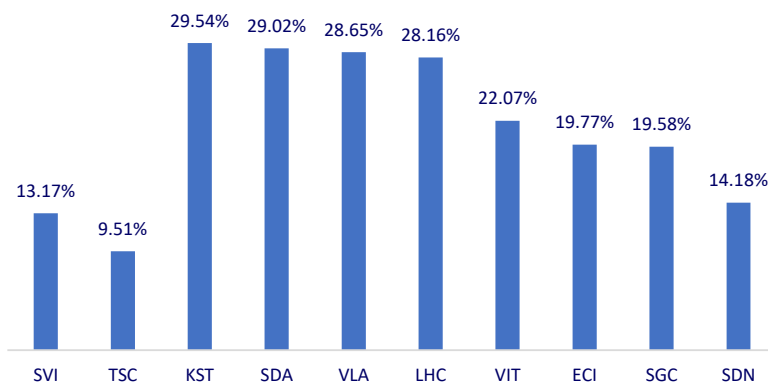
Top most traded tickers (Volume - in million)



Foreign net flow 10 nearest sessions (Billion VND)



Top increases in 3 consecutive sessions



Top decreases in 3 consecutive sessions

