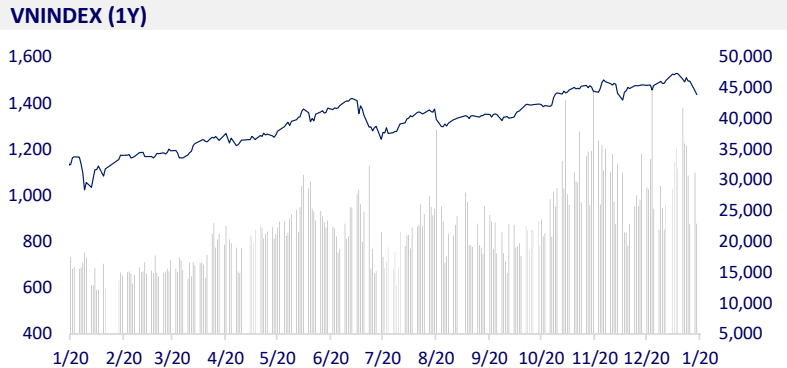
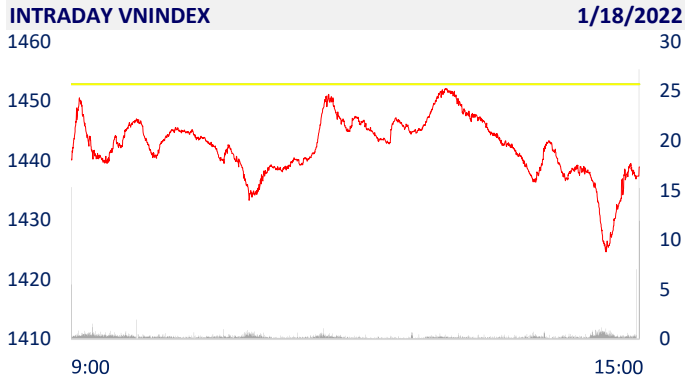
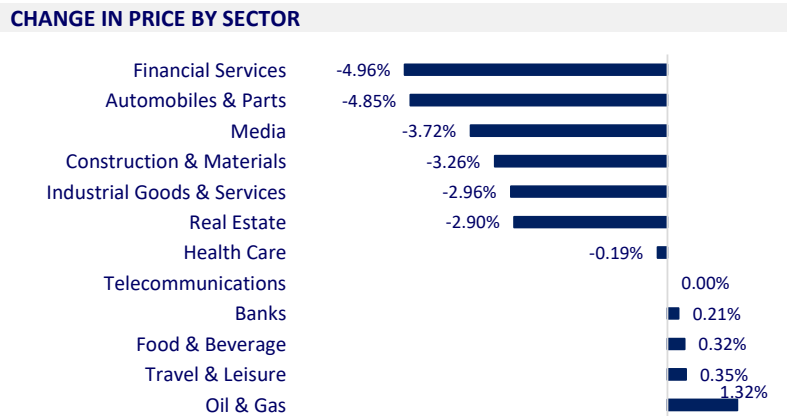


VIETNAM STOCK MARKET		1D	YTD
VN-INDEX	1,437.41	-1.06%	-4.06%
VN30	1,476.59	-0.14%	-3.85%
HNX	420.10	-5.67%	-11.37%
UPCOM	107.35	-1.84%	-4.73%
Net Foreign buy (B)	782.90		
Total trading value (B)	27,179.65	-27.14%	-12.53%

Foreign investors saw a sudden net buying of nearly 900 billion dong on HoSE while speculative groups continued to sell-off. In general, on the stock market, foreign investors bought 60.7 million shares, worth 2,429 billion VND, while selling 47.3 million shares, worth 1,832 billion VND. Total net buying volume was at 14.4 million shares, equivalent to a net buying value of VND 783 billion.



ETF & DERIVATIVES		1D	YTD
E1VFN30	25,290	1.16%	-2.09%
FUEMAV30	17,450	-0.17%	-3.54%
FUESSV30	18,590	4.38%	-2.16%
FUESSV50	21,700	-1.36%	-5.24%
FUESSVFL	21,600	-3.96%	-3.91%
FUEVFVND	26,690	-0.04%	-4.85%
FUEVN100	20,700	5.77%	-3.63%
VN30F2206	1,485.00	0.07%	
VN30F2203	1,483.00	-0.20%	
VN30F2202	1,480.10	-0.13%	
VN30F2201	1,481.00	0.07%	



GLOBAL MARKET		1D	YTD
Nikkei	28,257.25	-0.90%	-1.86%
Shanghai	3,569.91	0.80%	-1.92%
Kospi	2,864.24	-0.89%	-3.81%
Hang Seng	24,112.78	-0.55%	3.06%
STI (Singapore)	3,280.04	-0.24%	5.01%
SET (Thái Lan)	1,660.27	-0.99%	0.16%
Crude oil (\$/barrel)	84.73	1.10%	10.76%
Gold (\$/ounce)	1,809.80	-0.55%	-0.60%

Asian stocks mostly fell, Wall Street on holiday. In Japan, the Nikkei 225 fell 0.09%. The Chinese market went against the general trend with Shanghai Composite up 0.8%, Shenzhen Component up 0.19%. Hong Kong's Hang Seng fell 0.55%. South Korea's Kospi index fell 0.89%, the Kosdaq fell 0.89%.

VIETNAM ECONOMY		1D (bps)	YTD (bps)
Vnibor	1.02%	4	21
Deposit interest 12M	5.60%	0	0
5 year-Gov. Bond	1.15%	-5	14
10 year-Gov. Bond	1.92%	2	-8
USD/VND	22,985	0	0.20%
EUR/VND	26,370	0	-0.37%
CNY/VND	3,654	0	-0.11%

Decree on reduction of 2% VAT, applicable to groups of goods and services currently applying the tax rate of 10% (to 8%) from the effective date of this Decree to the end of 31/12/2022. It is expected that these policies will reduce state budget revenue in 2022 by about VND 51,400 billion; including 49,400 billion VND from the value-added tax reduction policy and 2,000 billion VND from the policy of deducting expenses for sponsoring and supporting Covid-19 prevention and control.

**EVENT CALENDER**

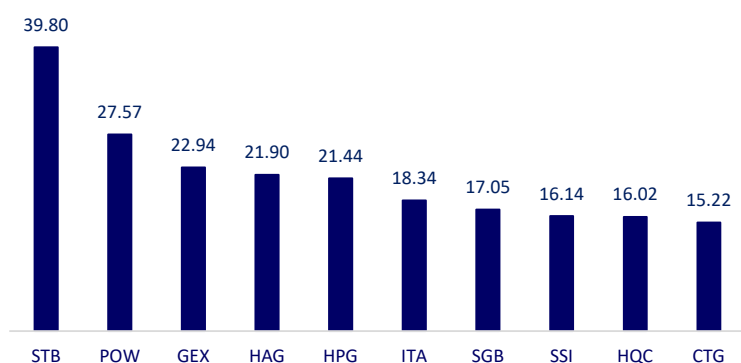
Ticker	Ex-right Date	Last register Date	Exercise Date	Type	Rate	Value
BMC	1/18/2022	1/19/2022	1/28/02022	Cash		800
DAT	1/19/2022	1/20/2022		Stock	10:2	
TUG	1/19/2022	1/20/2022	2/10/2022	Cash		600
VAB	1/19/2022	1/20/2022		Stock	10000:2135	
ABT	1/19/2022	1/20/2022	1/27/02022	Cash		1,000
QNS	1/19/2022	1/20/2022	1/28/02022	Cash		500
EVE	1/19/2022	1/20/2022		Stock	100:8	
BLT	1/20/2022	1/21/2022	2/15/2022	Cash		970
SAM	1/21/2022	1/24/2022		Stock	10000:439	
DL1	2/9/2022	2/10/2022	2/15/2022	Cash	100:5	

## SELECTED NEWS

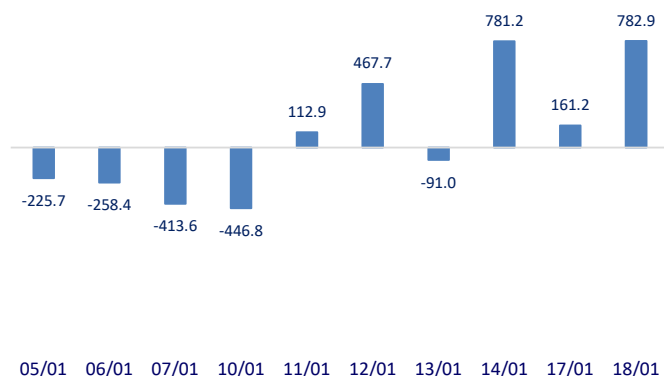
- The budget "lost" about 49,400 billion VND when reducing value-added tax to 8% from the 1st of Tet
- Proposal to invest 8,168 billion VND for "super" Hoa Lac - Hoa Binh expressway PPP project
- Construction steel simultaneously increased in price in the first month of 2022
- China approves "deposit" of national crude oil reserves
- Many major US banks recorded a sharp increase in profits in 2021
- Middle East tensions push oil prices to over 7 years high

	Close	1D	5D	Buying vol.	Selling vol.	Content
VCB	87,600	1.62%	10.33%	2,797,700	2,866,300	TCB: The Ministry of Finance honored Techcombank as the leader in the list of "Market Makers" in the construction and issuance of Government bonds. This is the second consecutive year that Techcombank is the most active "market maker" in the construction and issuance of government bonds, boosting liquidity in the Vietnamese market.
BID	44,900	2.86%	13.96%	9,080,800	8,240,200	
CTG	34,550	-1.29%	4.70%	24,614,800	29,668,600	
TCB	48,750	0.31%	0.62%	14,075,800	13,377,800	
VPB	33,250	0.61%	-3.06%	12,573,500	10,687,600	
MBB	29,900	1.36%	7.17%	25,839,700	30,991,300	
HDB	29,550	1.90%	0.85%	8,992,900	8,323,600	
TPB	38,900	-3.23%	-3.23%	14,554,400	14,782,100	
STB	33,900	3.99%	4.47%	78,951,800	62,820,300	
ACB	32,800	0.15%	0.15%	7,133,100	6,578,800	
NVL	80,100	0.13%	-5.21%	3,619,400	3,420,800	Ha Tinh plans to develop an eco-tourism urban area of 185 hectares, expand the planning of Nghan town to 2,577 hectares
KDH	50,500	1.41%	-4.72%	3,462,900	2,914,500	
PDR	88,000	1.73%	-4.97%	4,949,200	4,936,000	
GAS	107,000	2.29%	3.58%	1,879,900	1,932,800	POW: in 2021, POW will record a total electricity output of 14,701m kWh, ~79% of the year plan. Power output has not met the plan, the demand for power on the system continues decrease sharply.
POW	15,400	-6.67%	-17.43%	42,814,900	48,772,900	
PLX	54,000	0.75%	-0.18%	2,206,800	1,937,600	
VIC	95,900	-1.13%	-5.05%	3,083,400	3,628,200	VIC: Vietnam's tax incentives and registration fee exemptions for electric cars will create a driving force for VinFast to develop stronger electric vehicle orientation.
VHM	77,000	-2.65%	-7.89%	12,071,500	12,524,900	
VRE	32,400	1.25%	-5.26%	17,757,100	15,066,500	
VNM	83,400	0.60%	-0.36%	3,299,700	3,982,700	VNM: During the trading week of January 10-14, VNM was among the top stocks that were strongly bought by domestic individuals with a value of 487 billion dong respectively.
MSN	142,100	0.07%	-1.93%	1,755,000	1,629,800	
SAB	151,000	0.67%	-1.24%	375,500	362,700	
BVH	124,500	3.32%	0.57%	1,100,200	1,005,000	MWG: Mr. Nguyen Duc Tai: The mobile world still has a dream of 10 billion USD, if there is no Covid, maybe 1-2 years from now it will be achieved. Looking back at the figure of 10 billion USD, this is actually the big ambition set forth by the management in the years 2015-2016: the time when the Company was full of confidence after its great success with the Dien May Xanh chain. In fact, this number was interpreted as a distant expectation at that time.
VJC	124,500	3.32%	0.57%	1,100,200	1,005,000	
FPT	88,100	-1.01%	-1.56%	1,907,800	2,271,600	
MWG	130,100	0.08%	-1.29%	1,473,700	1,582,800	
PNJ	93,300	-0.21%	-0.85%	624,600	685,900	
GVR	31,100	-6.47%	-15.49%	4,949,900	4,598,300	
SSI	42,300	-6.62%	-12.06%	28,724,500	27,708,900	
HPG	44,000	-1.57%	-2.44%	35,157,400	34,538,600	

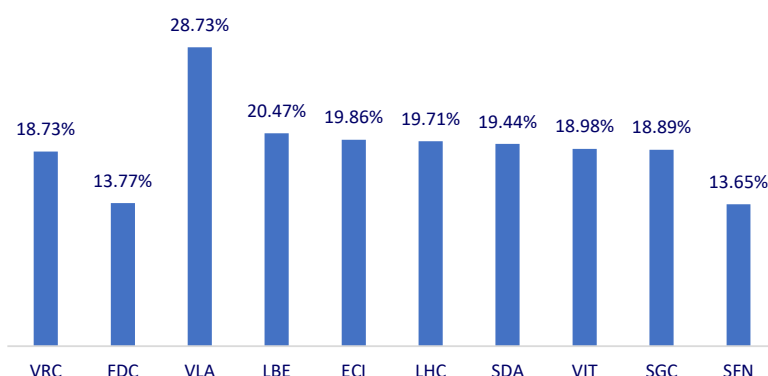
Top most traded tickers (Volume - in million)



Foreign net flow 10 nearest sessions (Billion VND)



Top increases in 3 consecutive sessions



Top decreases in 3 consecutive sessions

