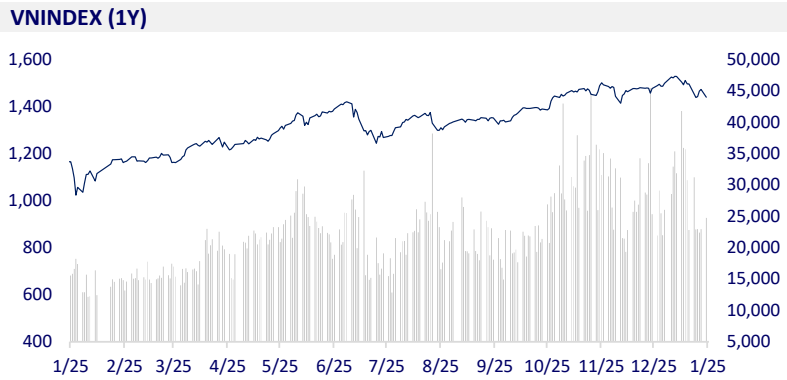
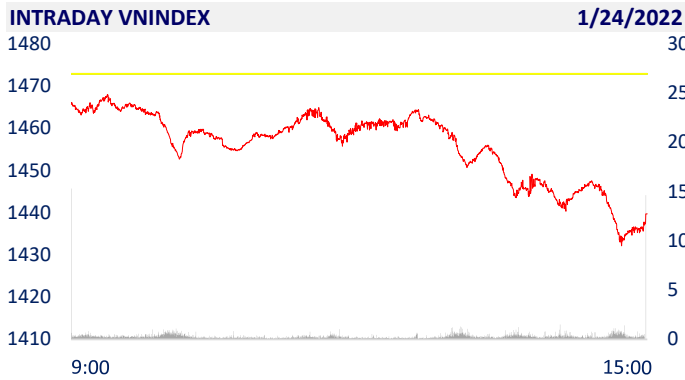
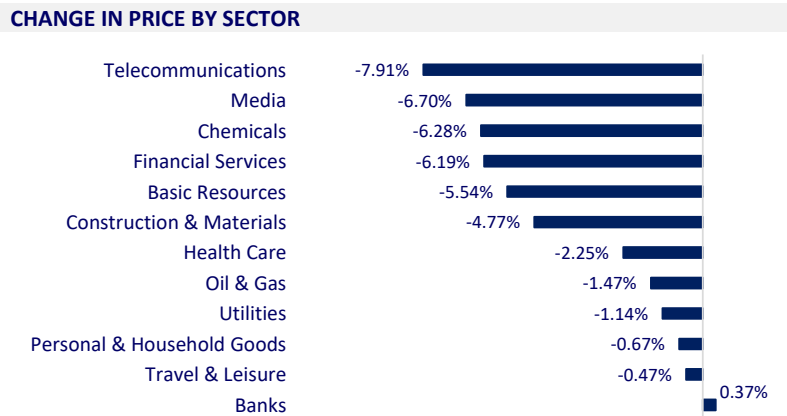


| VIETNAM STOCK MARKET    |           | 1D     | YTD     |
|-------------------------|-----------|--------|---------|
| VN-INDEX                | 1,439.71  | -2.25% | -3.91%  |
| VN30                    | 1,471.31  | -2.05% | -4.19%  |
| HNX                     | 400.76    | -4.09% | -15.45% |
| UPCOM                   | 106.71    | -2.71% | -5.30%  |
| Net Foreign buy (B)     | -217.85   |        |         |
| Total trading value (B) | 29,172.68 | 6.55%  | -6.11%  |

Selling on a large scale, VN-Index dropped more than 33 points. The market's trading was active in the afternoon session, helping to improve the liquidity of the whole session compared to the last session of last week. Total matched value reached 27,074 billion dong, up 6.5%, of which, matched value on HoSE increased by 8.4% and reached 23,507 billion dong. Foreign investors net sold 218 billion dong on HoSE



| ETF & DERIVATIVES |          | 1D     | YTD     |
|-------------------|----------|--------|---------|
| E1VFN30           | 24,970   | -0.56% | -3.33%  |
| FUEMAV30          | 17,340   | -2.03% | -4.15%  |
| FUESSV30          | 18,980   | 6.57%  | -0.11%  |
| FUESSV50          | 21,500   | -2.27% | -6.11%  |
| FUESSVFL          | 21,900   | 1.15%  | -2.58%  |
| FUEVFVND          | 27,090   | -0.15% | -3.42%  |
| FUEVN100          | 19,270   | -1.38% | -10.29% |
| VN30F2206         | 1,466.10 | -1.76% |         |
| VN30F2203         | 1,470.30 | -1.86% |         |
| VN30F2202         | 1,468.20 | -2.05% |         |
| VN30F2201         | 1,492.60 | 0.00%  |         |



| GLOBAL MARKET         |           | 1D     | YTD    |
|-----------------------|-----------|--------|--------|
| Nikkei                | 27,588.37 | 0.97%  | -4.18% |
| Shanghai              | 3,524.10  | 0.04%  | -3.18% |
| Kospi                 | 2,792.00  | -1.49% | -6.23% |
| Hang Seng             | 24,656.46 | 0.00%  | 5.38%  |
| STI (Singapore)       | 3,283.35  | -0.35% | 5.11%  |
| SET (Thái Lan)        | 1,640.54  | -0.74% | -1.03% |
| Crude oil (\$/barrel) | 84.66     | -1.58% | 10.67% |
| Gold (\$/ounce)       | 1,838.20  | 0.12%  | 0.96%  |

Asian stocks mixed, investors waited for the Fed meeting. The Chinese market went up with Shanghai Composite up 0.04%, Shenzhen Component up 0.37%. Hong Kong's Hang Seng fell 1.24%. South Korea's Kospi index fell 1.49%.

| VIETNAM ECONOMY      |        | 1D (bps) | YTD (bps) |
|----------------------|--------|----------|-----------|
| Vnibor               | 1.03%  | 3        | 22        |
| Deposit interest 12M | 5.60%  | 0        | 0         |
| 5 year-Gov. Bond     | 1.03%  | -16      | 2         |
| 10 year-Gov. Bond    | 1.99%  | 11       | -1        |
| USD/VND              | 22,895 | 0        | -0.20%    |
| EUR/VND              | 26,114 | 0        | -1.34%    |
| CNY/VND              | 3,655  | 0        | -0.08%    |

According to a report of the General Department of Customs, phones and components are the items with the largest export value in 2021. Specifically, phones and components have an export turnover of \$57.54b in 2021, an increase of 12.4% compared to 2020, accounting for about 17% of total export turnover. The main export market of this group is China, reaching \$15.18b, up 23%; followed by the US market reaching \$9.69b, up 10.3% compared to 2020.

**EVENT CALENDER**

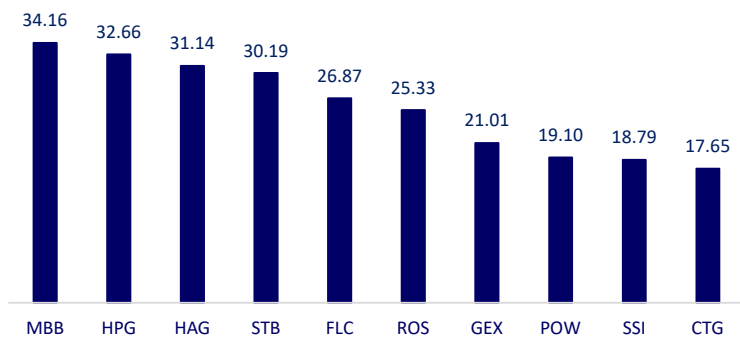
| Ticker | Ex-right Date | Last register Date | Exercise Date | Type  | Rate   | Value |
|--------|---------------|--------------------|---------------|-------|--------|-------|
| AGG    | 1/25/2022     | 1/26/2022          |               | Stock | 10:1   |       |
| DPM    | 1/27/2022     | 1/28/2022          | 2/16/2022     | Cash  |        | 1,000 |
| TRS    | 1/27/2022     | 1/28/2022          |               | Stock | 100:15 |       |
| TNH    | 1/27/2022     | 1/28/2022          |               | Stock | 100:25 |       |
| NTH    | 2/9/2022      | 2/10/2022          | 2/25/2022     | Cash  |        | 1,000 |
| DL1    | 2/9/2022      | 2/10/2022          |               | Stock | 100:5  |       |

## SELECTED NEWS

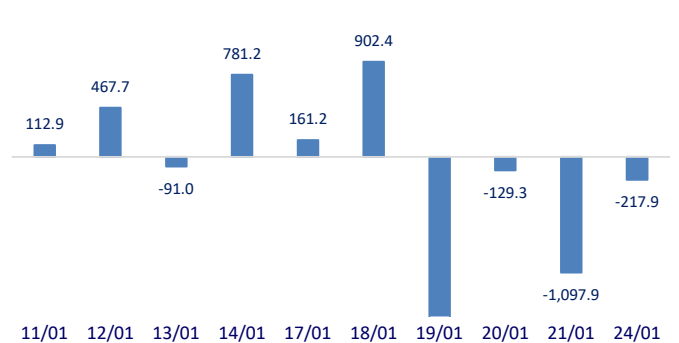
- Exporting 57.54 billion USD of phones and components Made-in-Vietnam
- Da Nang continues to promote revenue from land
- More than 60 million tons of goods passed through Vietnam's seaports in the first month of the year
- German economy lost 350 billion euros due to the Covid-19 pandemic
- The US advises citizens not to go to Russia
- Fed: CBDC makes a lot of sense for US currency

|     | Close   | 1D     | 5D     | Buying vol. | Selling vol. | Content   |
|-----|---------|--------|--------|-------------|--------------|---|
| VCB | 93,000  | 4.26%  | 7.89%  | 4,096,800   | 4,128,800    | TPB: reported profit before and after tax in 2021, increasing by 38%, reaching VND 6,038 billion and VND 4,830 billion respectively, mainly thanks to increased non-credit income sources. Non-interest income also grew and contributed significantly to profit. Profit from services increased by 65%, reaching more than VND 1,542 billion mainly thanks to fees from payment activities and insurance services. Profit from buying and selling investment securities increased by 98%, recording nearly 1,410 billion dong. |
| BID | 46,900  | -0.95% | 7.45%  | 6,144,700   | 6,999,400    |   |
| CTG | 35,650  | 0.28%  | 1.86%  | 25,480,300  | 34,710,500   |   |
| TCB | 50,300  | 1.00%  | 3.50%  | 26,041,400  | 30,303,600   |   |
| VPB | 33,450  | -2.48% | 1.21%  | 16,959,500  | 18,765,200   |   |
| MBB | 32,100  | 0.94%  | 8.81%  | 49,684,300  | 59,510,600   |   |
| HDB | 29,000  | -0.68% | 0.00%  | 7,135,300   | 8,386,100    |   |
| TPB | 37,750  | -5.63% | -6.09% | 10,999,200  | 12,608,400   |   |
| STB | 33,300  | -3.76% | 2.15%  | 55,532,300  | 57,136,700   |   |
| ACB | 34,350  | 2.69%  | 4.89%  | 24,605,300  | 23,716,700   |   |
| NVL | 78,100  | -2.38% | -2.38% | 3,857,700   | 4,941,500    | NVL: Novaland received the transfer of contributed capital of nearly 2,900 billion VND at an enterprise related to Binh Chau Hot Spring Resort, Ba Ria - Vung Tau province.   |
| KDH | 49,100  | -3.35% | -1.41% | 2,020,000   | 1,921,300    |   |
| PDR | 85,400  | -4.90% | -1.27% | 3,777,800   | 4,978,400    |   |
| GAS | 107,100 | -0.28% | 2.39%  | 1,575,700   | 1,863,600    | GAS: In Q4.2021, PV Gas' profit after tax increased by 21% to VND 2,029 billion, partly thanks to an increase of 81% in average Brent oil price and 28% increase in condensate consumption.   |
| POW | 15,500  | -6.91% | -6.06% | 29,633,200  | 35,132,600   |   |
| PLX | 54,300  | -0.91% | 1.31%  | 1,752,100   | 2,196,700    |   |
| VIC | 95,000  | -0.52% | -2.06% | 5,721,200   | 5,572,400    | VIC: Vietnam Exhibition Center Joint Stock Company - a subsidiary owned by Vingroup with 83% sudden profit of VND 328 billion in 2021, 2.36 times higher than 2020.   |
| VHM | 76,200  | -4.03% | -3.67% | 7,484,900   | 8,430,500    |   |
| VRE | 31,000  | -6.34% | -3.13% | 9,901,800   | 11,850,900   |   |
| VNM | 81,000  | -1.94% | -2.29% | 3,099,300   | 4,242,800    | In the last trading week, MSN topped the list of foreign investors' net selling with a value of 4,698 billion dong. However, mainly transactions are done through the agreement method.   |
| MSN | 143,000 | -5.30% | 0.70%  | 1,426,500   | 1,842,000    |   |
| SAB | 145,000 | -2.03% | -3.33% | 260,800     | 317,800      |   |
| BVH | 120,500 | -1.23% | 0.00%  | 765,300     | 790,000      | FPT: There is information that Xiaomi has signed a strategic agreement with Synnex FPT that appeared on January 19. This information means that Digiworld will no longer be the exclusive distributor of Xiaomi products.   |
| VJC | 120,500 | -1.23% | 0.00%  | 765,300     | 790,000      |   |
| FPT | 85,300  | -3.29% | -4.16% | 3,024,200   | 2,842,500    |   |
| MWG | 129,900 | -2.48% | -0.08% | 1,150,900   | 1,786,700    |   |
| PNJ | 96,900  | 1.47%  | 3.64%  | 1,348,700   | 1,539,200    |   |
| GVR | 30,150  | -6.94% | -9.32% | 2,863,400   | 3,760,000    |   |
| SSI | 41,450  | -6.96% | -8.50% | 28,640,800  | 32,592,200   |   |
| HPG | 40,700  | -6.00% | -8.95% | 40,114,900  | 44,387,500   |   |

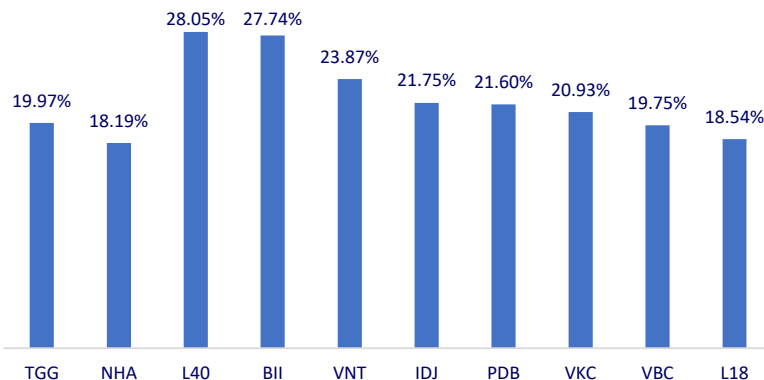
Top most traded tickers (Volume - in million)



Foreign net flow 10 nearest sessions (Billion VND)



Top increases in 3 consecutive sessions



Top decreases in 3 consecutive sessions

