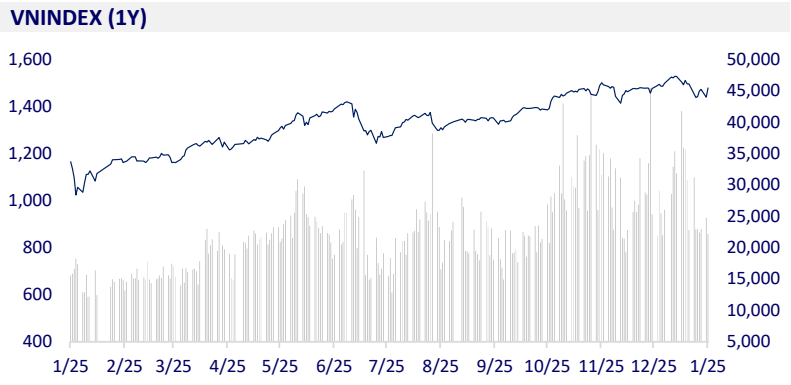
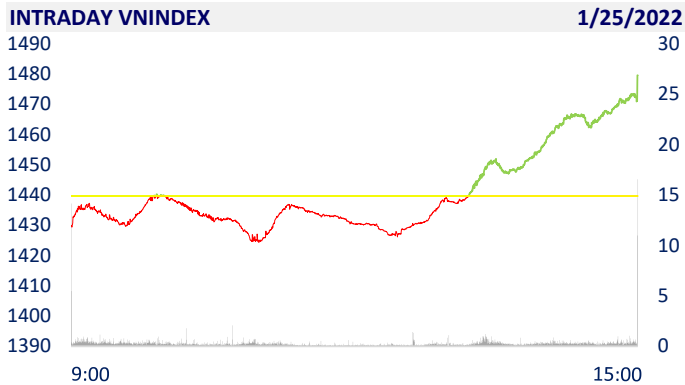
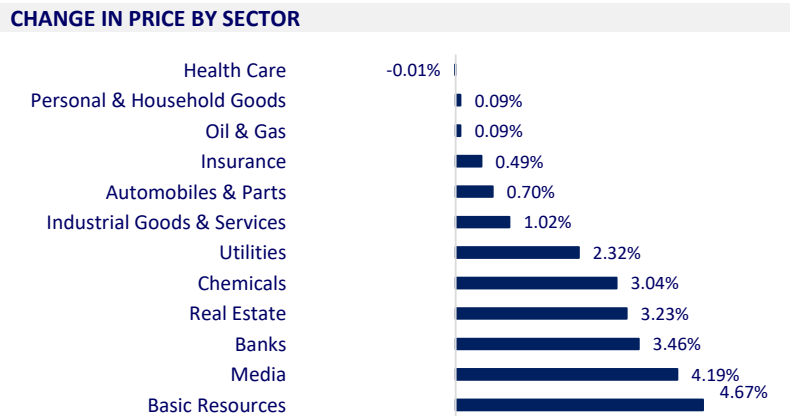


VIETNAM STOCK MARKET		1D	YTD
VN-INDEX	1,479.58	2.77%	-1.25%
VN30	1,516.16	3.05%	-1.27%
HNX	410.23	2.36%	-13.45%
UPCOM	108.03	1.24%	-4.13%
Net Foreign buy (B)	1,280.34		
Total trading value (B)	25,551.04	-12.41%	-17.77%

Foreign investors saw a sudden net buying of 1,280b dong on HoSE on January 25. VHM topped the list of foreign investors' net buying on HSX with a value of 182b dong. CTG was also net bought 157b dong. KBC and STB saw a net buying of 135b dong and 106b dong, respectively. On the other side, VNM was sold the most on this floor with a value of 140b dong. VIC was also net sold 120b dong.



ETF & DERIVATIVES		1D	YTD
E1VFN30	25,180	0.84%	-2.52%
FUEMAV30	17,780	2.54%	-1.71%
FUESSV30	18,950	6.40%	-0.26%
FUESSV50	22,000	2.33%	-3.93%
FUESSVFL	22,100	0.91%	-1.69%
FUEVFN30	27,400	1.14%	-2.32%
FUEVN100	19,530	1.35%	-9.08%
VN30F2206	1,497.00	2.11%	
VN30F2203	1,500.00	2.02%	
VN30F2202	1,503.90	2.43%	
VN30F2201	1,492.60	0.00%	



GLOBAL MARKET		1D	YTD
Nikkei	27,131.34	0.28%	-5.77%
Shanghai	3,433.06	-2.58%	-5.68%
Kospi	2,720.39	-2.56%	-8.64%
Hang Seng	24,243.61	0.34%	3.62%
STI (Singapore)	3,247.76	-1.08%	3.97%
SET (Thái Lan)	1,639.09	-0.09%	-1.12%
Crude oil (\$/barrel)	84.03	0.60%	9.84%
Gold (\$/ounce)	1,837.85	-0.14%	0.94%

Asian stocks mixed after a volatile session on Wall Street. In Japan, the Nikkei 225 gained 0.28%. The Chinese market fell with Shanghai Composite down 2.58%, Shenzhen Component down 2.83%. Hong Kong's Hang Seng rose 0.34%. South Korea's Kospi index fell 2.56%. South Korea's economy grew 1.1% in the fourth quarter of 2021 from the previous quarter, the Bank of Korea said today. For the whole year of 2021, the Korean economy grew by 4%, the fastest in 11 years.

VIETNAM ECONOMY		1D (bps)	YTD (bps)
Vnibor	1.48%	45	67
Deposit interest 12M	5.60%	0	0
5 year-Gov. Bond	1.21%	18	20
10 year-Gov. Bond	1.92%	-7	-8
USD/VND	22,860	0	-0.35%
EUR/VND	25,982	0	-1.84%
CNY/VND	3,647	0	-0.30%

On January 24, the State Bank successfully bid to buy more than 2,937 billion VND of valuable papers from 3 participants, with a term of 14 days and an interest rate of 2.5%/year. Thereby bringing the total amount of bills in circulation through the OMO channel to VND4,037 billion. Last week, the operator also lent to credit institutions VND1,060 billion with interest rate of 2.5% and term of 28 days.

**EVENT CALENDER**

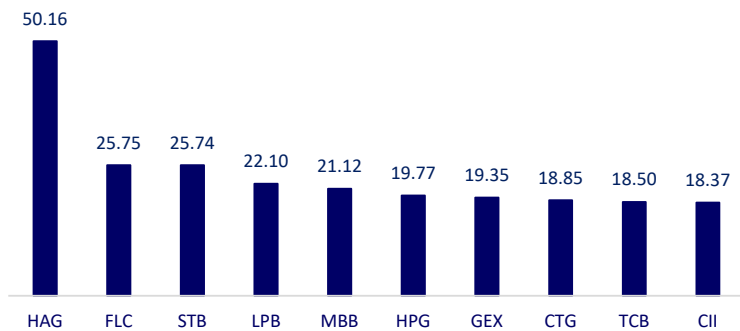
Ticker	Ex-right Date	Last register Date	Exercise Date	Type	Rate	Value
AGG	1/25/2022	1/26/2022		Stock	10:1	
DNH	1/25/2022	1/26/2022	2/25/2022	Cash		1,400
DPM	1/27/2022	1/28/2022	2/16/2022	Cash		1,000
TRS	1/27/2022	1/28/2022		Stock	100:15	
TNH	1/27/2022	1/28/2022		Stock	100:25	
ITD	2/8/2022	2/9/2022		Stock	100:12	
NTH	2/9/2022	2/10/2022	2/25/2022	Cash		1,000
DL1	2/9/2022	2/10/2022		Stock	100:5	

## SELECTED NEWS

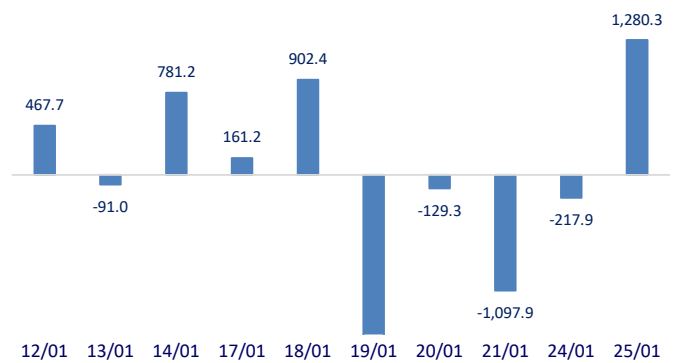
- World Bank: Vietnam needs 14 billion USD per year for energy transition
- The State Bank has just injected more than 2,900 billion into the market
- Hai Phong received nearly \$230m in capital, including the project of a factory to produce electronic components for Apple and Samsung.
- Energy prices in Europe could be at record highs
- The US tries to reduce the oil price fever
- Korea's economy grew to a record 11 years thanks to booming exports

	Close	1D	5D	Buying vol.	Selling vol.	Content
VCB	95,800	3.01%	9.36%	3,497,100	3,456,400	TCB: Profit before tax in 2021 reached more than 1 billion USD (approximately 23 trillion VND), equivalent to an increase of about 45% compared to 2020. Specifically, in the past year, Techcombank's total operating income increased by 35.4% over the same period last year, up 37,100 billion. In which, interest income reached VND 26,700 billion, up 42.4%, led by net profit margin (NIM - calculated over the last 12 months) reaching 5.6% (compared to 4.9% in 2020).
BID	49,000	4.48%	9.13%	7,275,800	7,212,800	
CTG	37,000	3.79%	7.09%	27,491,200	30,040,200	
TCB	51,900	3.18%	6.46%	22,241,400	28,225,600	
VPB	34,900	4.33%	4.96%	19,527,800	17,393,900	
MBB	32,600	1.56%	9.03%	35,145,700	36,700,000	
HDB	30,050	3.62%	1.69%	9,776,300	7,834,700	
TPB	39,750	5.30%	2.19%	14,993,600	14,276,200	
STB	34,700	4.20%	2.36%	40,404,000	39,494,700	
ACB	34,850	1.46%	6.25%	6,755,500	10,519,200	
NVL	79,000	1.15%	-1.37%	2,162,900	2,868,700	PDR: Phat Dat Holdings Co., Ltd. received 20m shares (4.06%). The transaction was made on January 20, 2022. These shares received as contribution by Mr. Nguyen Van Dat - Chairman of BOD
KDH	49,900	1.63%	-1.19%	2,619,800	2,373,100	
PDR	90,000	5.39%	2.27%	5,371,700	4,699,200	
GAS	109,500	2.24%	2.34%	2,217,000	2,062,000	GAS: POW's bad debt increased by more than 817b dong compared to the beginning of the year to 1,007b dong while the recoverable value as calculated by GAS was only 629b dong.
POW	16,550	6.77%	7.47%	46,658,500	25,130,000	
PLX	54,400	0.18%	0.74%	1,852,200	1,477,100	
VIC	96,000	1.05%	0.10%	4,868,500	4,850,100	While VHM was at the top of the list of foreign net buying stocks in today's session, VIC was the focus of net selling with a value of nearly 120 billion dong.
VHM	81,000	6.30%	5.19%	8,930,100	7,543,200	
VRE	33,150	6.94%	2.31%	12,472,400	8,271,800	
VNM	79,200	-2.22%	-5.04%	5,060,900	5,944,700	VNM: Vilico (VLC), which VNM owns indirectly through GTN, reported a profit of VND 323 billion in 2021, nearly 3 times higher than the profit target for the whole year.
MSN	153,000	6.99%	7.67%	1,723,500	1,412,900	
SAB	145,000	0.00%	-3.97%	260,700	262,900	
BVH	121,300	0.66%	-2.57%	684,900	672,500	PNJ: Approving the implementation of the private placement plan with the maximum number of shares expected to be issued is 15 million shares (equivalent to 6.6% of the total number of outstanding shares). Expected time in the first 6 months of 2022.
VJC	121,300	0.66%	-2.57%	684,900	672,500	
FPT	86,500	1.41%	-1.82%	2,430,400	1,839,600	
MWG	131,000	0.85%	0.69%	1,355,900	1,401,000	
PNJ	97,000	0.10%	3.97%	1,173,800	1,455,400	
GVR	31,250	3.65%	0.48%	3,236,800	2,423,500	
SSI	42,800	3.26%	1.18%	20,470,900	15,919,200	
HPG	43,250	6.27%	-1.70%	37,374,500	23,969,200	

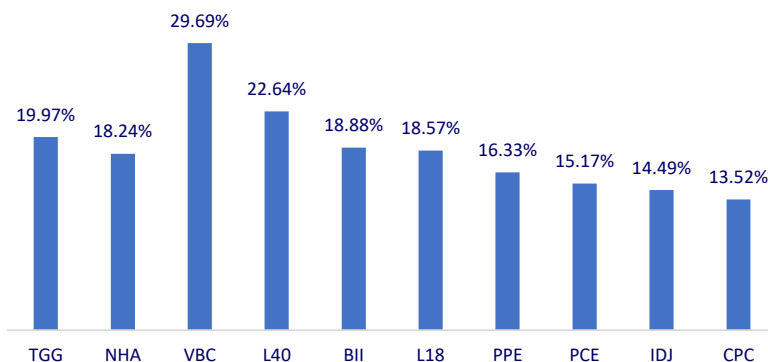
Top most traded tickers (Volume - in million)



Foreign net flow 10 nearest sessions (Billion VND)



Top increases in 3 consecutive sessions



Top decreases in 3 consecutive sessions

