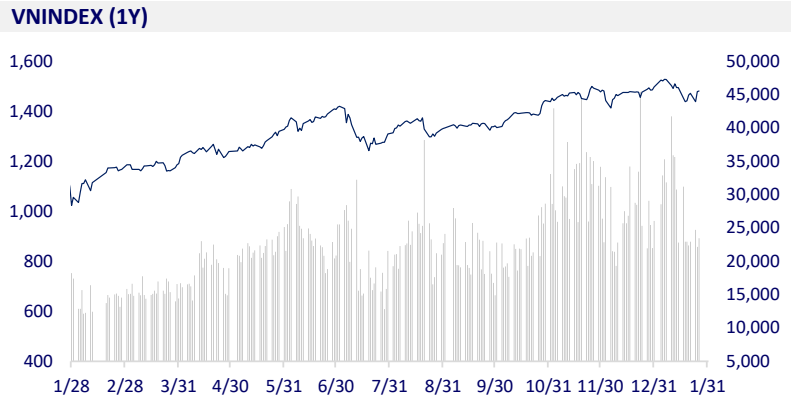
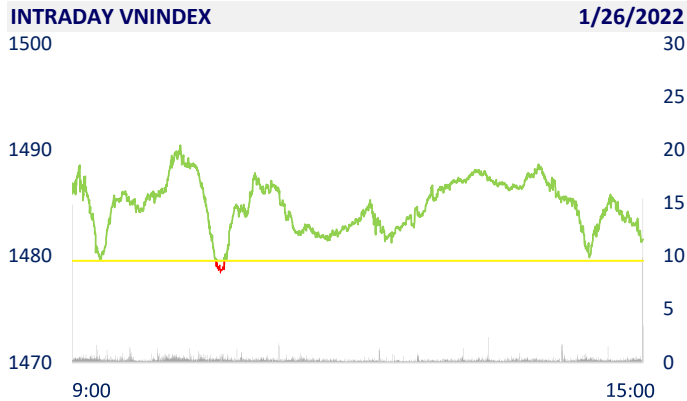
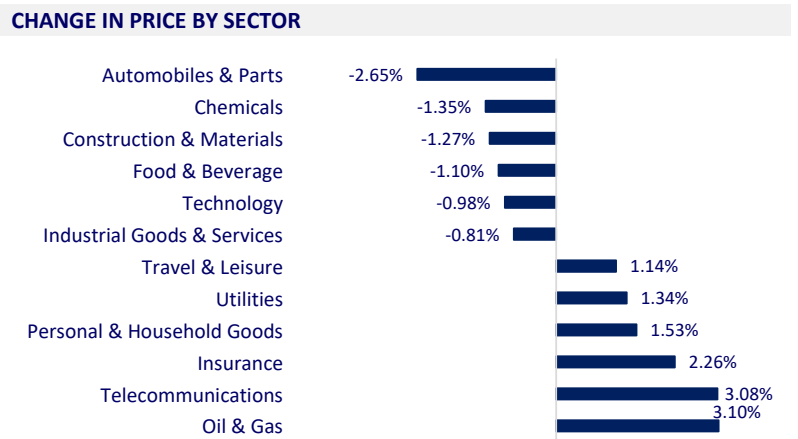


VIETNAM STOCK MARKET		1D	YTD
VN-INDEX	1,481.58	0.14%	-1.11%
VN30	1,525.31	0.60%	-0.68%
HNX	411.82	0.39%	-13.12%
UPCOM	109.05	0.94%	-3.22%
Net Foreign buy (B)	332.16		
Total trading value (B)	26,305.65	2.95%	-15.34%

Session 26/1: Foreign investors' trade was a bright spot when they were net buyers on all 3 exchanges, with a recorded value of 332 billion dong on the whole market. Foreign investors' buying power focused on big stocks like CTG, KBC, LPB, VHM while net selling MSN, PLX, NVL.



ETF & DERIVATIVES		1D	YTD
E1VFN30	25,500	1.27%	-1.28%
FUEMAV30	17,950	0.96%	-0.77%
FUESSV30	18,950	6.40%	-0.26%
FUESSV50	22,200	0.91%	-3.06%
FUESSVFL	23,200	4.98%	3.20%
FUEVFVND	27,900	1.82%	-0.53%
FUEVN100	19,780	1.28%	-7.91%
VN30F2206	1,506.40	0.63%	
VN30F2203	1,516.10	1.07%	
VN30F2202	1,519.00	1.00%	
VN30F2201	1,492.60	0.00%	



GLOBAL MARKET		1D	YTD
Nikkei	27,011.33	0.42%	-6.18%
Shanghai	3,455.67	0.66%	-5.06%
Kospi	2,709.24	-0.41%	-9.01%
Hang Seng	24,289.90	-0.14%	3.81%
STI (Singapore)	3,271.57	0.73%	4.73%
SET (Thái Lan)	1,643.44	0.27%	-0.86%
Crude oil (\$/barrel)	86.00	0.81%	12.42%
Gold (\$/ounce)	1,846.65	-0.05%	1.42%

Asian stocks mixed, investors waited for the results of the Fed meeting. In Japan, the Nikkei 225 gained 0.42%. The Chinese market rallied with the Shanghai Composite up 0.66%. Hong Kong's Hang Seng fell 0.14%. China tech shares rebounded from a deep drop in the previous session with Tencent up 0.86%, JD up 1.43%. The Hang Seng Tech Index rose 0.79%. South Korea's Kospi index fell 0.41%.

VIETNAM ECONOMY		1D (bps)	YTD (bps)
Vnibor	2.30%	82	149
Deposit interest 12M	5.60%	0	0
5 year-Gov. Bond	1.21%	0	20
10 year-Gov. Bond	1.91%	-1	-9
USD/VND	22,865	0	-0.33%
EUR/VND	25,991	0	-1.80%
CNY/VND	3,652	0	-0.16%

On January 24, the Management Board of Hai Phong Economic Zone organized to award investment registration certificates for investment projects in industrial parks and economic zones in the city in January. In the first month of the year, Hai Phong has 5 newly granted and adjusted projects with a total newly and additionally invested capital of about 229m USD (including 3 foreign direct investment projects about 140m USD and 2 domestic investment projects about more than 2,000b dong).

EVENT CALENDER

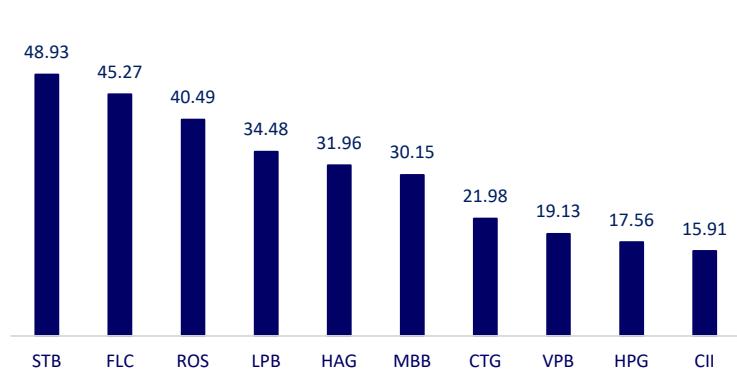
Ticker	Ex-right Date	Last register Date	Exercise Date	Type	Rate	Value
DPM	1/27/2022	1/28/2022	2/16/2022	Cash		1,000
TRS	1/27/2022	1/28/2022		Stock	100:15	
TNH	1/27/2022	1/28/2022		Stock	100:25	
ITD	2/8/2022	2/9/2022		Stock	100:12	
NTH	2/9/2022	2/10/2022	2/25/2022	Cash		1,000
DL1	2/9/2022	2/10/2022		Stock	100:5	
CMG	2/10/2022	2/11/2022		Stock	100:9	

SELECTED NEWS

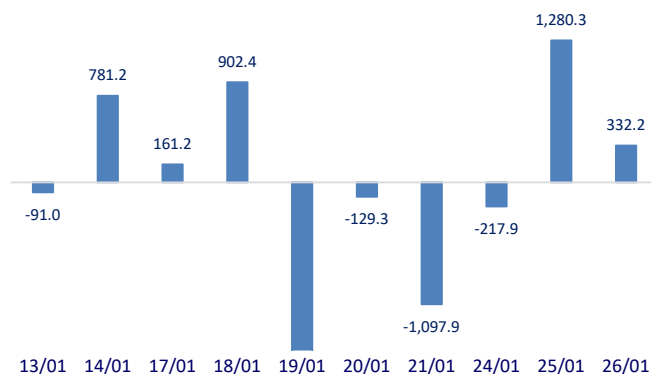
- Hai Phong awarded investment certificates to projects with a total capital of 229 million USD
- 1,000 businesses in Ho Chi Minh City owe social insurance
- The largest oil refinery in Vietnam is expected to stop operating due to lack of money
- IMF cuts global growth forecast for 2022 as US and China recoveries weaken
- Experts: 'Fed rate hike will increase the global debt crisis'
- China is about to start a 3-year anti-money laundering campaign

	Close	1D	5D	Buying vol.	Selling vol.	Content
VCB	94,500	-1.36%	8.87%	3,805,100	3,544,900	CTG: On January 24, 2022, CTG and Manulife Vietnam have officially launched and launched their business under an exclusive cooperation agreement lasting 16 years. Accordingly, the agreement has been signed and effective from December 29, 2021, Manulife Vietnam is officially the exclusive distributor of life insurance solutions for VietinBank's customers.
BID	48,100	-1.84%	10.19%	6,945,700	8,393,600	
CTG	37,650	1.76%	11.39%	35,000,800	42,178,500	
TCB	52,400	0.96%	7.27%	23,893,800	29,174,300	
VPB	35,900	2.87%	7.16%	30,389,400	32,716,000	
MBB	33,300	2.15%	12.50%	44,352,700	48,867,000	
HDB	30,700	2.16%	6.04%	13,279,900	17,092,000	
TPB	39,200	-1.38%	-0.25%	15,422,900	19,815,600	
STB	35,550	2.45%	8.05%	81,221,200	87,819,800	
ACB	35,450	1.72%	7.42%	14,677,500	18,845,000	
NVL	79,400	0.51%	-0.75%	2,134,800	2,645,200	PDR: announced the decision of the Board of Directors on approving the transfer of a part of the project in Division 4, in Nhon Hoi eco-tourism urban area with the category of hotels.
KDH	50,400	1.00%	-2.89%	1,896,700	2,056,200	
PDR	86,800	-3.56%	-2.47%	3,231,000	4,804,100	The \$9 billion Nghi Son refinery and petrochemical plant, which supplies about 35% of domestic petroleum consumption, may stop operating due to severe financial difficulties.
GAS	112,200	2.47%	4.86%	2,281,800	2,443,500	
POW	16,300	-1.51%	1.56%	31,598,600	29,851,100	
PLX	57,000	4.78%	5.36%	7,924,000	6,559,400	VIC: Kia EV6 rival of VinFast VF 8 announced the official price in the US - from 42,000 to 57,000 USD will be available at dealers in the US in the next few weeks.
VIC	96,400	0.42%	0.63%	3,092,200	3,637,600	
VHM	81,200	0.25%	4.64%	6,064,900	8,077,900	VNM: VNM has decreased continuously for the last 5 sessions from 83,400 VND/share to 79,200 VND/share. Although the decrease was not much, it was the continuation of the persistent decline over the past 1 year.
VRE	33,900	2.26%	1.95%	14,093,100	17,472,000	
VNM	79,700	0.63%	-4.44%	2,541,300	2,517,100	FPT: Over the past ten years, FPT's cash and bank deposits have been on an uptrend and have increased sharply since the beginning of 2020. By the end of 2021, FPT's cash and bank deposits have increased. increased to 26,149 billion VND. 2021 is also the first year that FPT's revenue from deposit interest exceeds VND 1,000 billion.
MSN	147,000	-3.92%	-0.34%	1,288,200	1,987,900	
SAB	143,700	-0.90%	-4.20%	271,400	213,500	FPT: Over the past ten years, FPT's cash and bank deposits have been on an uptrend and have increased sharply since the beginning of 2020. By the end of 2021, FPT's cash and bank deposits have increased. increased to 26,149 billion VND. 2021 is also the first year that FPT's revenue from deposit interest exceeds VND 1,000 billion.
BVH	121,100	-0.16%	-4.12%	749,700	781,500	
VJC	121,100	-0.16%	-4.12%	749,700	781,500	FPT: Over the past ten years, FPT's cash and bank deposits have been on an uptrend and have increased sharply since the beginning of 2020. By the end of 2021, FPT's cash and bank deposits have increased. increased to 26,149 billion VND. 2021 is also the first year that FPT's revenue from deposit interest exceeds VND 1,000 billion.
FPT	86,000	-0.58%	-2.60%	1,591,900	1,505,100	
MWG	131,900	0.69%	-1.20%	1,517,300	1,409,200	FPT: Over the past ten years, FPT's cash and bank deposits have been on an uptrend and have increased sharply since the beginning of 2020. By the end of 2021, FPT's cash and bank deposits have increased. increased to 26,149 billion VND. 2021 is also the first year that FPT's revenue from deposit interest exceeds VND 1,000 billion.
PNJ	101,000	4.12%	7.91%	2,677,500	2,812,800	
GVR	31,000	-0.80%	-2.52%	1,507,900	2,135,800	FPT: Over the past ten years, FPT's cash and bank deposits have been on an uptrend and have increased sharply since the beginning of 2020. By the end of 2021, FPT's cash and bank deposits have increased. increased to 26,149 billion VND. 2021 is also the first year that FPT's revenue from deposit interest exceeds VND 1,000 billion.
SSI	42,450	-0.82%	-6.08%	12,742,900	14,776,200	
HPG	43,450	0.46%	-0.11%	24,198,500	26,952,100	FPT: Over the past ten years, FPT's cash and bank deposits have been on an uptrend and have increased sharply since the beginning of 2020. By the end of 2021, FPT's cash and bank deposits have increased. increased to 26,149 billion VND. 2021 is also the first year that FPT's revenue from deposit interest exceeds VND 1,000 billion.

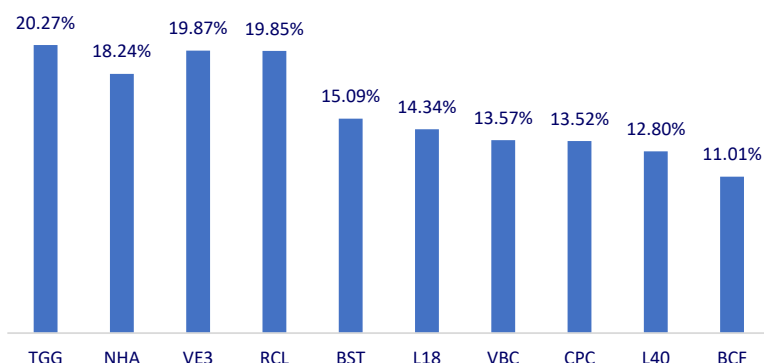
Top most traded tickers (Volume - in million)



Foreign net flow 10 nearest sessions (Billion VND)



Top increases in 3 consecutive sessions



Top decreases in 3 consecutive sessions

