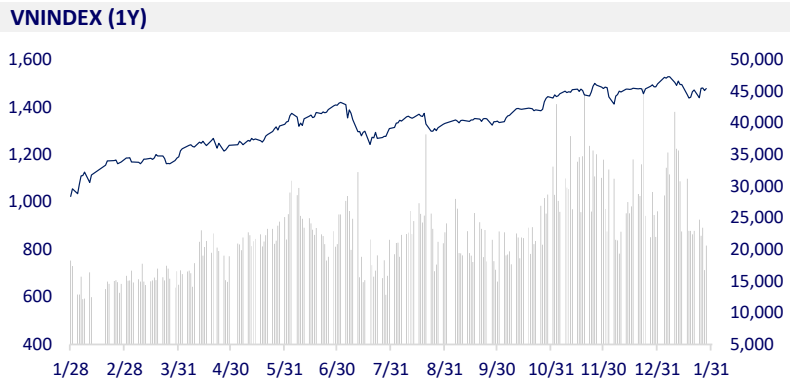
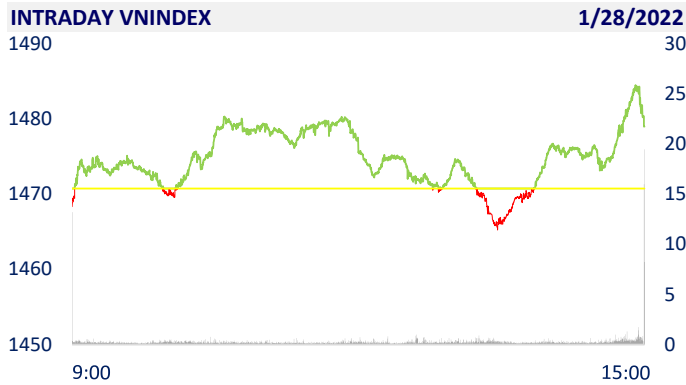
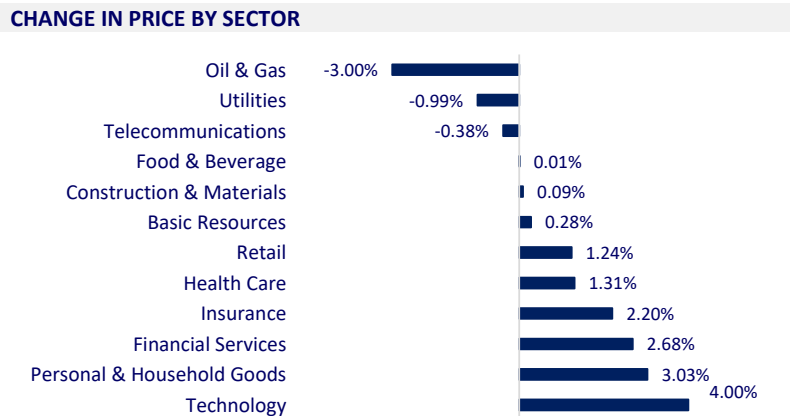


VIETNAM STOCK MARKET		1D	YTD
VN-INDEX	1,478.96	0.56%	-1.29%
VN30	1,532.24	1.03%	-0.23%
HNX	416.73	1.33%	-12.08%
UPCOM	109.69	0.88%	-2.65%
Net Foreign buy (B)	345.46		
Total trading value (B)	24,116.82	23.43%	-22.38%

Today is the session of ETFs simulating VNFIN Lead, VN Dinamond, VN30... performing transactions to complete the portfolio structure, so the market fluctuated strongly in the ATC session, in which, VND was pushed to the ceiling price because it was added to the VNFIN Lead index this period, so at the end of the session, it increased by 6.2%.



ETF & DERIVATIVES		1D	YTD
E1VFN30	25,740	0.63%	-0.35%
FUEMAV30	18,040	1.06%	-0.28%
FUESSV30	18,920	6.23%	-0.42%
FUESSV50	22,100	-0.90%	-3.49%
FUESSVFL	21,710	-6.22%	-3.43%
FUEVFN30	27,900	1.09%	-0.53%
FUEVN100	19,930	1.22%	-7.22%
VN30F2209	1,513.30	0.62%	
VN30F2206	1,515.10	0.93%	
VN30F2203	1,527.90	1.66%	
VN30F2202	1,528.00	1.06%	



GLOBAL MARKET		1D	YTD
Nikkei	26,717.34	0.10%	-7.20%
Shanghai	3,361.44	-0.97%	-7.65%
Kospi	2,663.34	1.87%	-10.56%
Hang Seng	23,550.08	-0.38%	0.65%
STI (Singapore)	3,246.33	-0.42%	3.93%
SET (Thái Lan)	1,639.51	0.33%	-1.09%
Crude oil (\$/barrel)	86.92	-0.13%	13.62%
Gold (\$/ounce)	1,789.20	-0.44%	-1.74%

Asian stocks mixed after the volatile session of the US market. In Japan, the Nikkei 225 gained 0.1% after falling nearly 3% in the previous session. The Chinese market fell with Shanghai Composite down 0.97%, Shenzhen Component down 0.53%. Hong Kong's Hang Seng fell 0.38%. Hong Kong is expected to announce its GDP for the fourth quarter of 2021 this afternoon. Korea's Kospi Index up 1.87%

VIETNAM ECONOMY		1D (bps)	YTD (bps)
Vnibor	2.42%	-14	161
Deposit interest 12M	5.60%	0	0
5 year-Gov. Bond	1.19%	1	18
10 year-Gov. Bond	1.87%	-3	-13
USD/VND	22,775	0	-0.72%
EUR/VND	25,930	0	-2.03%
CNY/VND	3,629	0	-0.79%

In 2021, VAMC bought debt with special bonds reaching VND 20,999 billion at the debt purchase price, an increase of 43.35% compared to 2020. With many measures VAMC has handled, it has recovered VND 2,960 billion from the debt. Debts purchased at market value, of which principal balance is VND 2,632 billion, up 127% compared to 2020.

**EVENT CALENDER**

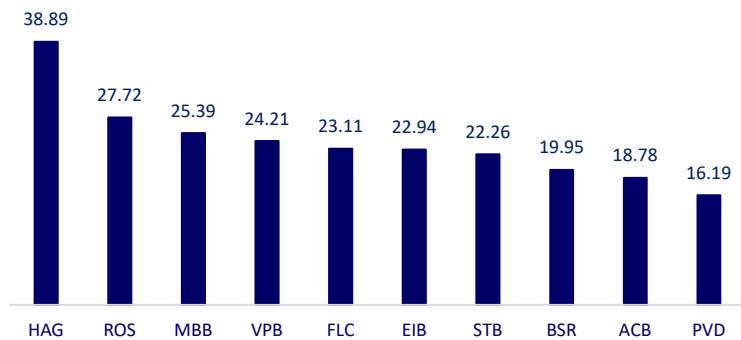
Ticker	Ex-right Date	Last register Date	Exercise Date	Type	Rate	Value
ITD	2/8/2022	2/9/2022		Stock	100:12	
NTH	2/9/2022	2/10/2022	2/25/2022	Cash		1,000
DL1	2/9/2022	2/10/2022		Stock	100:5	
MRF	2/9/2022	2/10/2022	2/25/2022	Cash		1,500
CMG	2/10/2022	2/11/2022		Stock	100:9	
APH	2/10/2022	2/11/2022		Stock	100:25	

## SELECTED NEWS

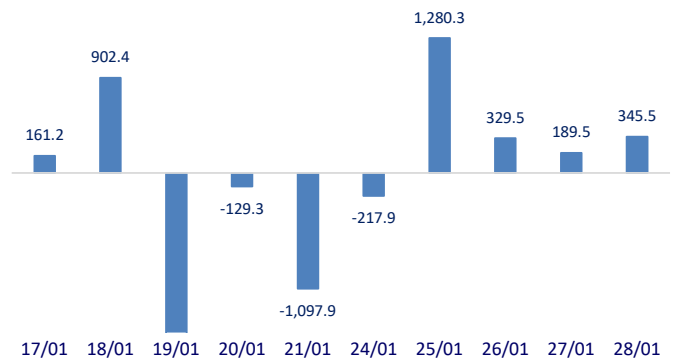
- Developing offshore wind power projects associated with renewable energy supporting industries
- The Prime Minister requested to urgently open schools and tourism as soon as possible
- Banks sell nearly 21 trillion dong of bad debt to VAMC in 2021
- IMF: Potential for market instability when Central Banks raise interest rates
- Central banks are ready to hit hard to suppress inflation
- China's crude oil imports expected to recover in 2022

	Close	1D	5D	Buying vol.	Selling vol.	Content
VCB	89,000	-2.20%	-0.22%	3,085,300	3,367,900	MBB: profit before tax in 2021, increased by 55% compared to the previous year, reaching more than 16,527b VND, exceeding 25% of the plan thanks to increasing both main revenue and non-interest income. In general, for the whole year of 2021, MB's business activities gave positive results yoy. Main activities brought in nearly 26,200 billion dong of net interest income, up 29% over the previous year. Profit from service activities increased by 22% to VND4,367 billion thanks to increased revenue from insurance business and services, from securities brokerage activities, and from debt settlement.
BID	47,950	0.74%	1.27%	6,799,300	6,390,500	
CTG	36,900	0.00%	3.80%	15,541,200	16,683,300	
TCB	52,800	1.73%	6.02%	17,694,300	21,068,400	
VPB	36,650	3.39%	6.85%	34,440,800	42,850,500	
MBB	33,700	2.12%	5.97%	41,139,400	44,399,100	
HDB	30,900	0.32%	5.82%	7,380,000	9,657,600	
TPB	41,950	4.35%	4.88%	23,742,100	24,856,800	
STB	35,550	0.42%	2.75%	47,860,700	43,489,500	
ACB	34,550	-1.00%	3.29%	18,666,400	16,741,500	
NVL	79,900	1.14%	-0.13%	2,030,000	2,598,500	NVL: Additional listing of nearly 457m shares due to the issue of shares to pay dividends to existing shareholders, bringing the total number of outstanding shares to more than 1,930m shares.
KDH	50,000	-0.20%	-1.57%	1,298,100	1,125,800	
PDR	90,800	3.77%	1.11%	4,447,500	4,072,900	Oil prices fell on Thursday (January 27) after Brent hit a seven-year high above \$90 a barrel, as the market balanced concerns about tight supply around the world.
GAS	109,000	-2.50%	1.49%	2,639,500	2,778,800	
POW	16,800	2.44%	0.90%	41,355,200	35,606,800	
PLX	56,100	-1.58%	2.37%	2,196,700	2,987,200	
VIC	97,000	0.52%	1.57%	4,706,600	4,556,600	VRE: The profit before tax in Q4.2021 was more than four times higher than in Q3.2021, helping Vincom Retail to record a full year net profit of more than 1,300 billion dong.
VHM	80,300	-0.86%	1.13%	7,321,700	7,737,400	
VRE	34,950	2.19%	5.59%	15,463,300	20,515,800	MSN: Masan Consumer subsidiary has a profit of more than 5,500b dong after tax in 2021, more than 13,000b dong is deposited. Particularly in Q4.2021, NI was VND 2,040b, up 33.3% QoQ.
VNM	83,100	0.00%	0.61%	4,293,500	4,985,100	
MSN	143,000	0.70%	-5.30%	937,100	691,000	MWG: For the whole year, MWG recorded a revenue increase of 13.3% to 122,958b dong, profit after tax of parent company's shareholders increased by 25% to 4,899b dong. The enterprise did not meet the revenue target of VND125,000b but slightly exceeded the target of profit after tax of VND4,750b by 3%. MWG sharply increased short-term loans by VND6,254b to VND21,879b, long-term loans by VND 1,641b to VND2,268b. Total debt increased by VND7,895b to VND24,647b, D/E ratio at 1.2 times.
SAB	148,700	-0.07%	0.47%	309,500	304,500	
BVH	121,900	0.66%	-0.08%	783,200	651,000	
VJC	121,900	0.66%	-0.08%	783,200	651,000	
FPT	89,500	4.19%	1.47%	2,329,100	2,075,400	
MWG	132,500	0.76%	-0.53%	1,178,700	1,574,400	
PNJ	104,000	2.97%	8.90%	1,708,300	1,440,300	
GVR	31,200	1.63%	-3.70%	2,036,800	1,587,300	
SSI	45,050	3.80%	1.12%	12,781,600	12,962,400	
HPG	42,200	0.12%	-2.54%	32,243,800	22,943,900	

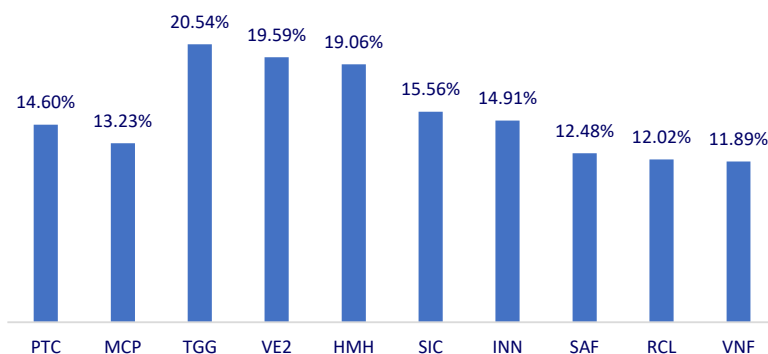
Top most traded tickers (Volume - in million)



Foreign net flow 10 nearest sessions (Billion VND)



Top increases in 3 consecutive sessions



Top decreases in 3 consecutive sessions

