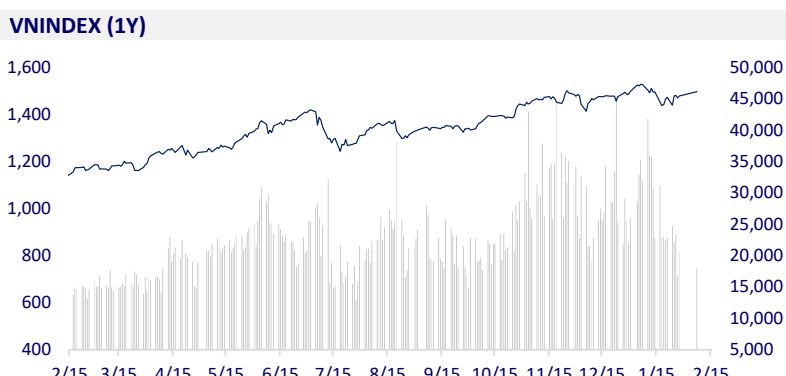
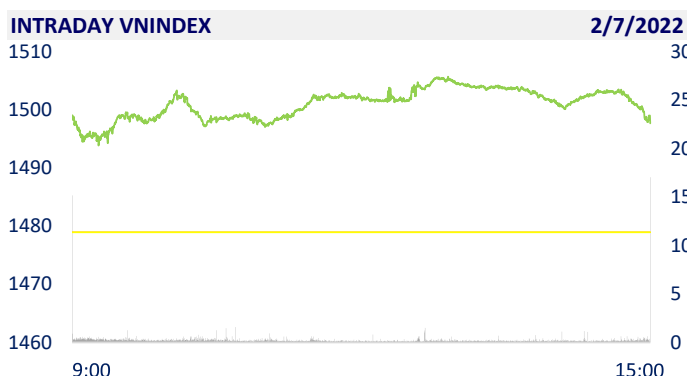


VIETNAM STOCK MARKET		1D	YTD
VN-INDEX	1,497.66	1.26%	-0.04%
VN30	1,541.25	0.59%	0.36%
HNX	419.33	0.62%	-11.53%
UPCOM	110.75	0.97%	-1.71%
Net Foreign buy (B)	336.03		
Total trading value (B)	20,754.25	-13.94%	-33.21%

Foreign investors continued to net buy 336 billion dong in the first session of the year 2022. On HoSE only, foreign investors had the 5th net buying session in a row with a value down 9.3% compared to the session before the holiday and reached VND 306 billion, equivalent to a net buying volume of 7.2 million shares. Generally, in the past 5 sessions, foreign investors on HoSE had a total net buying of 2,400 billion dong.



ETF & DERIVATIVES		1D	YTD
E1VFN30	25,910	0.66%	0.31%
FUEMAV30	18,170	0.72%	0.44%
FUESSV30	19,210	7.86%	1.11%
FUESSV50	22,700	2.71%	-0.87%
FUESSVFL	23,220	6.96%	3.29%
FUEVFN30	28,380	1.72%	1.18%
FUEVN100	19,990	0.30%	-6.94%
VN30F2209	1,521.00	0.51%	
VN30F2206	1,519.00	0.26%	
VN30F2203	1,531.70	0.25%	
VN30F2202	1,532.80	0.31%	



GLOBAL MARKET		1D	YTD
Nikkei	27,248.87	0.23%	-5.36%
Shanghai	3,429.58	2.03%	-5.78%
Kospi	2,745.06	3.07%	-7.81%
Hang Seng	24,579.55	0.66%	5.05%
STI (Singapore)	3,366.48	3.70%	7.77%
SET (Thái Lan)	1,677.24	2.30%	1.18%
Crude oil (\$/barrel)	91.20	-1.41%	19.22%
Gold (\$/ounce)	1,812.35	0.10%	-0.46%

Asian stocks all rose, the Chinese market increased by more than 2% after the Tet holiday. In Japan, the Nikkei 225 gained 0.23%. The Chinese market went up with Shanghai Composite up 2.03%, Shenzhen Component up 0.965%. Hong Kong's Hang Seng rose 0.66%. South Korea's Kospi index rose 3.07%.

VIETNAM ECONOMY		1D (bps)	YTD (bps)
Vnibor	2.42%	0	161
Deposit interest 12M	5.60%	0	0
5 year-Gov. Bond	1.20%	1	19
10 year-Gov. Bond	1.91%	4	-9
USD/VND	22,890	0	-0.22%
EUR/VND	26,350	0	-0.45%
CNY/VND	3,635	0	-0.63%

The State Bank's data shows that the amount of deposits of residents and economic organizations at the end of November 2021 reached more than 10.68 million billion, up 6.6% compared to the end of 2020 - the growth rate. The lowest 11 months since this data was announced by the SBV. In which, deposits of residents only increased by 2.63% and deposits of economic organizations increased by 10.78%.

EVENT CALENDER

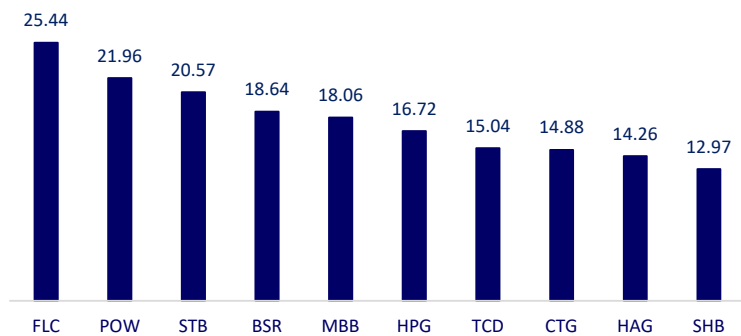
Ticker	Ex-right Date	Last register Date	Exercise Date	Type	Rate	Value
ITD	2/8/2022	2/9/2022		Stock	100:12	
NTH	2/9/2022	2/10/2022	2/25/2022	Cash		1,000
DL1	2/9/2022	2/10/2022		Stock	100:5	
MRF	2/9/2022	2/10/2022	2/25/2022	Cash		1,500
CMG	2/10/2022	2/11/2022		Stock	100:9	
APH	2/10/2022	2/11/2022		Stock	100:25	
BHN	2/10/2022	2/11/2022	3/9/2022	Cash		2,380
SMB	2/18/2022	2/21/2022	3/2/2022	Cash		1,000
TDB	2/23/2022	2/24/2022	3/17/2022	Cash		500

SELECTED NEWS

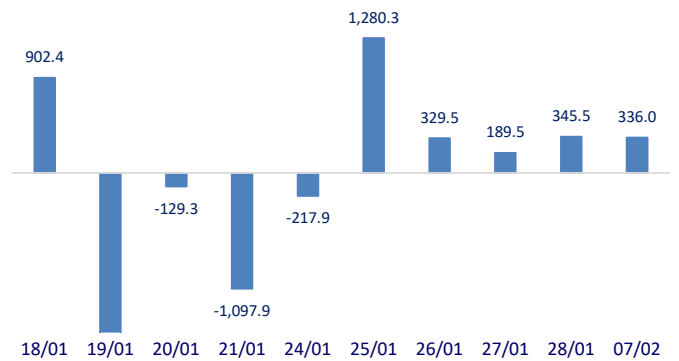
- Many banks have a net withdrawal of deposits in 2021
- The Ministry of Transport has been assigned a record capital, pouring VND80,000b/each year into highways, seaports, and airports
- Prime Minister Pham Minh Chinh: In 2025, Long Thanh airport must be inaugurated
- Big risks from Fed policy overshadow concerns from Russia-Ukraine tension on stock market
- ECB will have the first rate hike in the fourth quarter
- Northern Ireland ruled to maintain customs controls on British agricultural products

	Close	1D	5D	Buying vol.	Selling vol.	Content
VCB	92,400	3.82%	3.82%	2,761,000	2,055,700	TCB has just released a financial report showing that the balance of demand deposits and margin deposits at the end of 2021 has increased to VND 158,900 billion (up 24% compared to 2020). The CASA ratio as of December 31, 2021 reached 50.5%, a significant improvement from 46% in 2020 and a record high in the banking system. Meanwhile at MBB, total customer deposits in the past year increased by 23.7% to 384,692 billion dong. Demand deposits of the bank increased by 1.5 times to 171,396 billion dong, being one of the banks with the strongest growth. Besides, margin deposits also jumped 66% to 11,728 billion dong.
BID	47,400	-1.15%	-1.15%	4,714,200	5,988,800	
CTG	36,300	-1.63%	-1.63%	22,125,200	25,373,000	
TCB	52,800	0.00%	0.00%	13,419,800	19,732,800	
VPB	36,300	-0.95%	-0.95%	16,788,400	22,239,100	
MBB	33,800	0.30%	0.30%	23,313,000	30,224,600	
HDB	31,100	0.65%	0.65%	8,797,900	11,329,800	
TPB	41,700	-0.60%	-0.60%	7,884,100	13,718,200	
STB	35,600	0.14%	0.14%	36,376,700	35,549,100	
ACB	34,700	0.43%	0.43%	7,384,200	9,300,900	
NVL	80,000	0.13%	0.13%	2,996,500	3,195,200	KDH: Vietnam Market Access Stock Investment Fund, a unit related to an insider, bought and matched 400,000 KDH shares from January 5 to January 27.
KDH	50,600	1.20%	1.20%	1,066,300	928,500	
PDR	91,000	0.22%	0.22%	3,144,300	3,428,200	
GAS	114,700	5.23%	5.23%	1,769,200	1,687,300	GAS: received a "heavy" task assigned by the Vietnam Oil and Gas Group (PVN) with the target of gas and LNG supply increasing by 25% compared to the implementation in 2021.
POW	17,850	6.25%	6.25%	74,784,700	37,092,800	
PLX	58,700	4.63%	4.63%	6,450,800	6,199,500	
VIC	91,200	-5.98%	-5.98%	9,665,700	12,171,700	VIC: Additional issue of 8,720,770 ordinary shares to convert preference shares, bringing the total number of outstanding shares to 3,813,925,561 shares.
VHM	82,200	2.37%	2.37%	7,476,900	8,745,700	
VRE	35,500	1.57%	1.57%	17,650,100	21,698,000	VNM: From February 9 to March 10, F&N Dairy Investments PTE.LTD, a unit related to a member of the BOD, registered to buy 20.9 million shares. raising holdings to 390.65 million units (18.69%)
VNM	83,500	0.48%	0.48%	2,765,200	2,907,200	
MSN	147,900	3.43%	3.43%	990,600	933,200	
SAB	152,100	2.29%	2.29%	197,600	155,900	HPG: In early February 2022, Hoa Phat Dung Quat Steel Joint Stock Company signed a contract to export the first batch of hot rolled coil (HRC) to Italy with a volume of 35,000 tons. The first order of the year going to Europe opens up a large consumption market for Hoa Phat Group's products.
BVH	130,400	6.97%	6.97%	1,753,400	1,162,100	
VJC	130,400	6.97%	6.97%	1,753,400	1,162,100	
FPT	89,500	0.00%	0.00%	908,700	1,102,400	
MWG	133,900	1.06%	1.06%	1,359,100	1,792,700	
PNJ	107,300	3.17%	3.17%	2,033,300	1,983,600	
GVR	32,200	3.21%	3.21%	1,954,500	1,308,200	
SSI	45,850	1.78%	1.78%	16,181,900	17,375,900	
HPG	43,050	2.01%	2.01%	30,054,700	23,644,500	

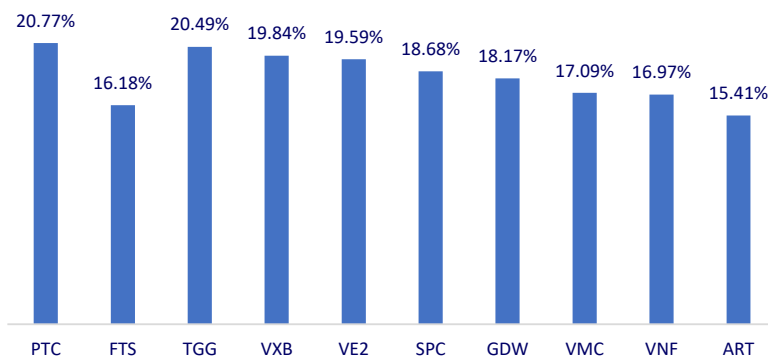
Top most traded tickers (Volume - in million)



Foreign net flow 10 nearest sessions (Billion VND)



Top increases in 3 consecutive sessions



Top decreases in 3 consecutive sessions

