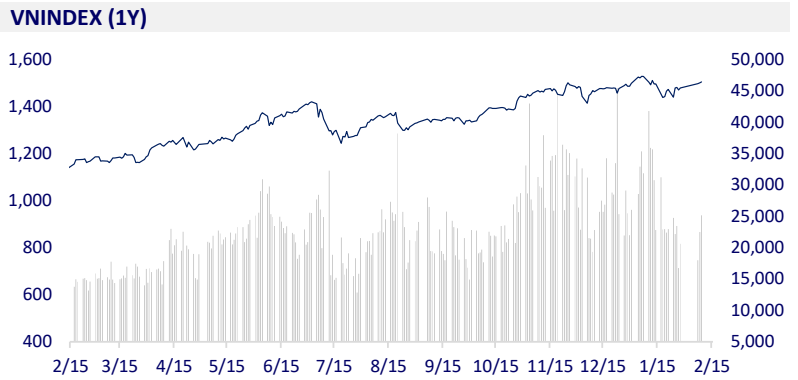
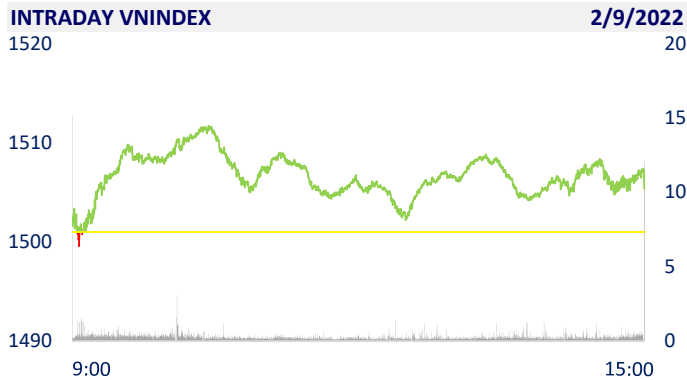


VIETNAM STOCK MARKET		1D	YTD
VN-INDEX	1,505.38	0.29%	0.47%
VN30	1,552.44	0.13%	1.09%
HNX	424.19	1.51%	-10.51%
UPCOM	112.00	0.43%	-0.60%
Net Foreign buy (B)	252.02		
Total trading value (B)	28,532.61	11.32%	-8.17%

Session 9/2: Foreign investors returned to a net buying of 252 billion dong on the whole market. The buying force of foreign investors focused on disbursing FUEVFNVD fund certificates and VND and GEX stocks while net selling VIC and NVL.



ETF & DERIVATIVES		1D	YTD
E1VFN30	26,300	0.77%	1.82%
FUEMAV30	18,320	0.38%	1.27%
FUESSV30	18,770	5.39%	-1.21%
FUESSV50	22,700	0.89%	-0.87%
FUESSVFL	23,600	0.85%	4.98%
FUEVFNVD	28,680	-0.62%	2.25%
FUEVN100	20,480	2.25%	-4.66%
VN30F2209	1,523.70	0.12%	
VN30F2206	1,531.20	0.54%	
VN30F2203	1,538.30	0.33%	
VN30F2202	1,541.00	0.36%	



GLOBAL MARKET		1D	YTD
Nikkei	27,579.87	0.27%	-4.21%
Shanghai	3,479.95	0.79%	-4.39%
Kospi	2,768.85	0.81%	-7.01%
Hang Seng	24,829.99	0.31%	6.12%
STI (Singapore)	3,420.04	0.54%	9.49%
SET (Thái Lan)	1,703.16	1.12%	2.75%
Crude oil (\$/barrel)	89.04	-0.66%	16.39%
Gold (\$/ounce)	1,828.95	0.11%	0.45%

Asian stocks rose, South Korea led the region. In Japan, the Nikkei 225 gained 0.27%. Shares of Softbank Group rose 5.85% after the group announced plans to list Arm. The previous Arm sale to Nvidia failed. The Chinese market rose with the Shanghai Composite up 0.79%. Hong Kong's Hang Seng rose 0.31% with the tech sector flourishing. South Korea's Kospi index rose 0.81%.

VIETNAM ECONOMY		1D (bps)	YTD (bps)
Vnibor	2.59%	32	178
Deposit interest 12M	5.60%	0	0
5 year-Gov. Bond	1.17%	14	16
10 year-Gov. Bond	1.91%	-11	-9
USD/VND	22,823	0	-0.51%
EUR/VND	26,648	0	0.68%
CNY/VND	3,635	0	-0.63%

According to the SBV, as of January 28, 2022, credit outstanding increased by about 2.74% compared to the end of 2021 (up 16.32% over the same period last year and much higher than the growth rate of 0.53% of January 2021). Before that, credit growth had a strong breakthrough in Q4.2021, bringing the total outstanding loan of the whole economy to nearly 10.44m billion at the end of the year. It is estimated that the amount of credit pumped out in January is about 286 trillion dong.

EVENT CALENDER

Ticker	Ex-right Date	Last register Date	Exercise Date	Type	Rate	Value
NTH	2/9/2022	2/10/2022	2/25/2022	Cash		1,000
DL1	2/9/2022	2/10/2022		Stock	100:5	
MRF	2/9/2022	2/10/2022	2/25/2022	Cash		1,500
CMG	2/10/2022	2/11/2022		Stock	100:9	
APH	2/10/2022	2/11/2022		Stock	100:25	
BHN	2/10/2022	2/11/2022	3/9/2022	Cash		2,380
ABB	2/10/2022	2/11/2022		Stock	100:35	
SMB	2/18/2022	2/21/2022	3/2/2022	Cash		1,000
TDB	2/23/2022	2/24/2022	3/17/2022	Cash		500

SELECTED NEWS

Nearly 286,000 billion was injected into the economy in January 2021

The Prime Minister requested the State Bank to immediately implement the handling and restructuring of two weak banks

Decisively speeding up public investment disbursement

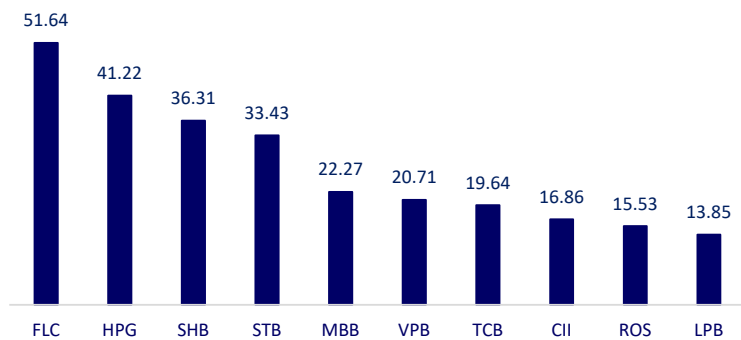
US House of Representatives passes temporary government spending bill

Russia denies reaching an agreement with France on reducing tensions in Ukraine

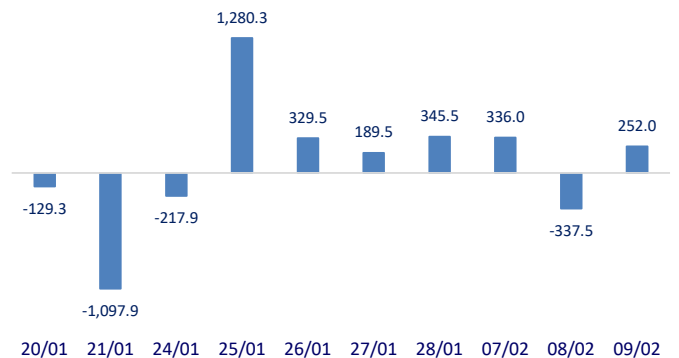
China eases real estate lending restrictions as housing market slumps

	Close	1D	5D	Buying vol.	Selling vol.	Content
VCB	90,800	-1.30%	2.02%	2,704,200	2,513,300	Last year was Vietnamese banking market witnessed the excitement of the digital transformation process, with some banks even expecting to transform themselves into digital creation to help customers transact 365+, unlimited space, transaction time. Techcombank focuses on developing customer experience on online banking (Ebanking), minimizing transaction time and costs for customers. MBBank has integrated all banking transactions and financial management completely free of charge on MBBank and Biz MBBank apps. Other emerging names such as VPBank NEO of VPBank, Ipay of VietinBank.
BID	48,400	2.22%	0.94%	7,237,500	7,279,700	
CTG	36,350	-0.41%	-1.49%	14,742,900	19,215,800	
TCB	53,600	-0.37%	1.52%	24,785,400	31,749,700	
VPB	37,100	-0.54%	1.23%	25,021,100	33,693,100	
MBB	33,300	-1.48%	-1.19%	35,054,000	37,959,500	
HDB	31,600	0.64%	2.27%	11,458,100	16,493,800	
TPB	41,500	-1.19%	-1.07%	7,504,900	10,674,900	
STB	35,050	-2.23%	-1.41%	54,204,800	60,399,700	
ACB	35,600	-0.42%	3.04%	15,713,100	21,989,200	
NVL	79,000	-0.25%	-1.13%	3,552,300	3,661,600	NVL: has a high prepayment of more than 8,305 billion VND, double compared to the beginning of the year, this figure only accounts for about 4% of total assets of the company.
KDH	53,100	5.36%	6.20%	3,325,500	2,583,100	
PDR	90,800	2.02%	0.00%	4,961,300	4,547,100	
GAS	110,000	-3.51%	0.92%	2,699,300	2,641,300	The US and Iran resumed indirect negotiations, oil prices plummeted. Brent oil futures fell \$1.91, or 2.1%, to \$90.78 a barrel.
POW	17,800	-0.56%	5.95%	27,213,600	32,417,400	
PLX	59,400	1.02%	5.88%	4,997,900	6,186,400	
VIC	85,700	-1.83%	-11.65%	13,229,300	11,251,000	VHM: recorded the largest prepayment in the housing real estate industry with VND8,916b, equivalent to 4% of total capital, but a sharp decrease of 67% compared to the beginning of the year.
VHM	81,500	0.37%	1.49%	6,795,600	8,336,200	
VRE	35,900	1.13%	2.72%	8,993,200	11,078,500	
VNM	82,800	0.98%	-0.36%	3,138,000	3,702,400	VNM: In Q4.2021, gross profit margin decreased from 46.2% to 42.5%, continuing to decrease compared to Q3.2021 and to the lowest level in 5 years.
MSN	146,600	0.76%	2.52%	1,172,300	977,400	
SAB	153,800	-0.65%	3.43%	222,100	213,700	
BVH	135,000	2.66%	10.75%	1,485,600	1,302,100	HPG: At the end of 2021, HPG made a provision of 235.5 billion dong to reduce the price of inventories, up from 86.5 billion at the beginning of the year and 65.8 billion in Q3.2021. The group's inventory value reached VND 42,370 billion, an increase of nearly VND 16,000 billion compared to the beginning of the year. In which, raw materials and materials reached 19,939 billion VND, set aside 121 billion VND; finished products 9,968 billion VND, set aside 50 billion VND.
VJC	135,000	2.66%	10.75%	1,485,600	1,302,100	
FPT	90,700	0.11%	1.34%	1,685,000	2,170,900	
MWG	137,000	0.51%	3.40%	1,795,700	2,374,800	
PNJ	103,300	-1.62%	-0.67%	1,537,500	2,123,700	
GVR	33,100	0.30%	6.09%	2,206,900	2,240,400	
SSI	45,700	0.11%	1.44%	11,871,400	17,047,600	
HPG	47,300	3.84%	12.09%	61,936,100	69,610,400	

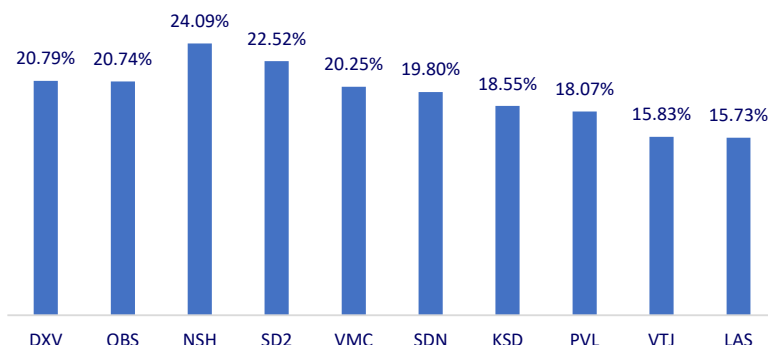
Top most traded tickers (Volume - in million)



Foreign net flow 10 nearest sessions (Billion VND)



Top increases in 3 consecutive sessions



Top decreases in 3 consecutive sessions

