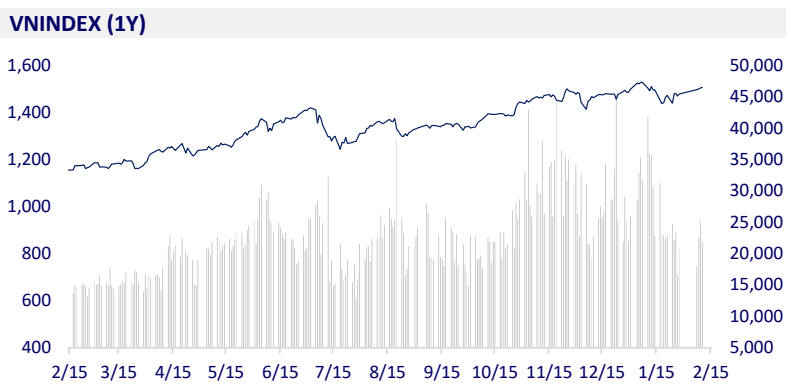
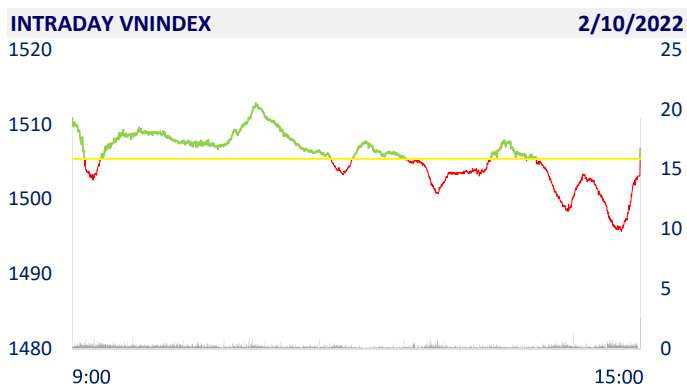
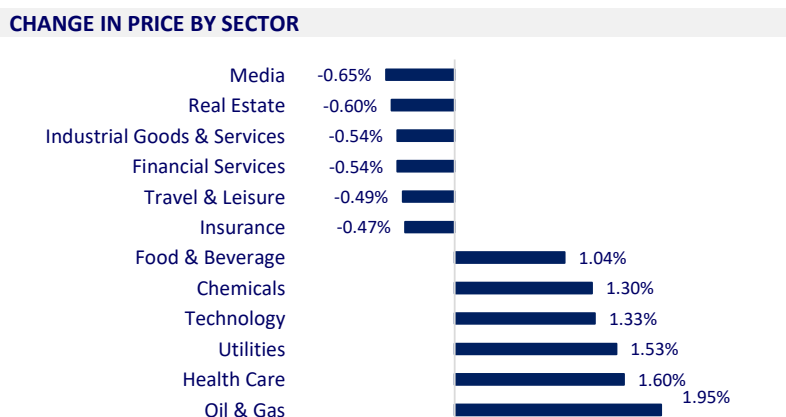


VIETNAM STOCK MARKET		1D	YTD
VN-INDEX	1,506.79	0.09%	0.57%
VN30	1,548.95	-0.22%	0.86%
HNX	428.24	0.95%	-9.65%
UPCOM	112.64	0.57%	-0.04%
Net Foreign buy (B)	-732.89		
Total trading value (B)	25,184.74	-11.73%	-18.95%

According to data from the Securities Depository Center (VSD), the number of new domestic individual investor accounts opened in January reached 194,310 units, down 14.2% compared to the number of new openings in December 2021. Although down from two months ago, this is the month with the third highest number of new domestic individual accounts opening in history.



ETF & DERIVATIVES		1D	YTD
E1VFN30	26,170	-0.49%	1.32%
FUEMAV30	18,170	-0.82%	0.44%
FUESSV30	19,150	7.52%	0.79%
FUESSV50	22,600	-0.44%	-1.31%
FUESSVFL	23,630	0.13%	5.12%
FUEVFN30	28,400	-0.98%	1.25%
FUEVN100	20,040	-2.15%	-6.70%
VN30F2209	1,522.10	-0.11%	
VN30F2206	1,522.00	-0.60%	
VN30F2203	1,536.60	-0.11%	
VN30F2202	1,542.50	0.10%	



GLOBAL MARKET		1D	YTD
Nikkei	27,696.08	0.14%	-3.81%
Shanghai	3,485.91	0.17%	-4.23%
Kospi	2,771.93	0.11%	-6.91%
Hang Seng	24,924.35	0.39%	6.52%
STI (Singapore)	3,428.00	0.23%	9.74%
SET (Thái Lan)	1,703.00	-0.01%	2.74%
Crude oil (\$/barrel)	89.74	0.06%	17.31%
Gold (\$/ounce)	1,833.45	-0.07%	0.69%

Asian stocks rose, investors awaited US inflation data. In Japan, the Nikkei 225 gained 0.14%. The Chinese market was mixed with the Shanghai Composite up 0.17%. Hong Kong's Hang Seng rose 0.39%. South Korea's Kospi index rose 0.11%.

VIETNAM ECONOMY		1D (bps)	YTD (bps)
Vnibor	3.32%	73	251
Deposit interest 12M	5.60%	0	0
5 year-Gov. Bond	1.02%	-15	1
10 year-Gov. Bond	2.02%	11	2
USD/VND	22,810	0	-0.57%
EUR/VND	26,674	0	0.78%
CNY/VND	3,636	0	-0.60%

According to the General Department of Customs, during the 2022 Lunar New Year holiday (from January 29 to February 6, 2022), the whole country has 2,462 enterprises engaged in import and export of goods, 2.56 times more than the number during the Tet holiday in 2021. The total import-export value of the country reached 3.05 billion USD, a sharp increase of 83% compared to the Tet holiday in 2021.

EVENT CALENDER

Ticker	Ex-right Date	Last register Date	Exercise Date	Type	Rate	Value
CMG	2/10/2022	2/11/2022		Stock	100:9	
APH	2/10/2022	2/11/2022		Stock	100:25	
BHN	2/10/2022	2/11/2022	3/9/2022	Cash		2,380
ABB	2/10/2022	2/11/2022		Stock	100:35	
EID	2/11/2022	2/14/2022	3/10/2022	Cash		1,300
SMB	2/18/2022	2/21/2022	3/2/2022	Cash		1,000
TDB	2/23/2022	2/24/2022	3/17/2022	Cash		500
SGD	3/4/2022	3/7/2022	3/21/2022	Cash		1,000

SELECTED NEWS

Minister of Finance: Closely coordinate fiscal and monetary policies to realize dual goals

Vietnam is on track to become a new global manufacturing hub

Import and export of the whole country reached 3.05 billion USD during the Lunar New Year

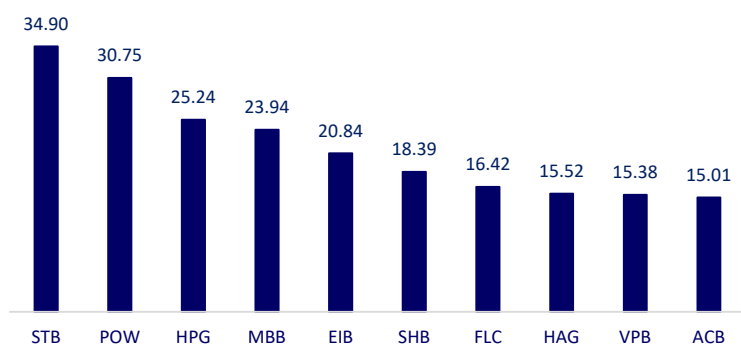
EIA: US oil production could hit a record in 2023

Iceland makes biggest interest rate hike since 2008 due to housing boom

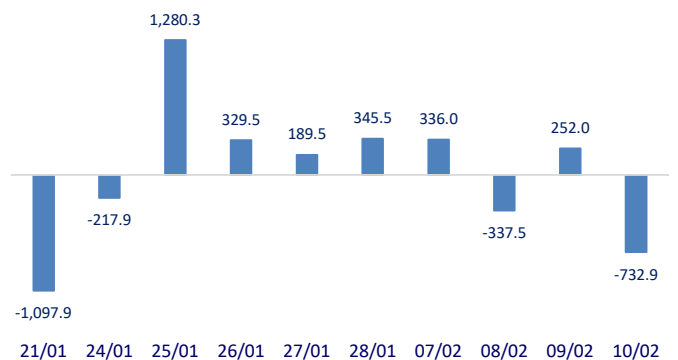
'The US is considering imposing more tariffs if China does not fulfill its commitments in the phase 1 agreement'

	Close	1D	5D	Buying vol.	Selling vol.	Content
VCB	91,300	0.55%	2.58%	2,425,000	2,724,800	TCB: According to Brand Finance's announcement, Techcombank is one of the banking brands with the fastest growth in value globally, surpassing 74 places and reaching the Top 200 Most Valuable Global Banking Brands in 2022 by the organization. In the list, Techcombank was valued at 945 million USD by Brand Finance, promoted to 74 places, from 270 to 196. With this result, Techcombank is one of only two Vietnamese banks mentioned by Brand Finance in value growth.
BID	48,400	0.00%	0.94%	3,856,100	5,555,600	
CTG	36,750	1.10%	-0.41%	16,530,100	18,124,600	
TCB	53,600	0.00%	1.52%	16,922,500	21,035,000	
VPB	36,700	-1.08%	0.14%	25,175,200	27,849,300	
MBB	33,750	1.35%	0.15%	45,430,600	42,239,900	
HDB	31,500	-0.32%	1.94%	9,221,000	10,870,700	
TPB	41,200	-0.72%	-1.79%	5,913,300	6,894,400	
STB	34,750	-0.86%	-2.25%	62,625,300	61,089,400	
ACB	35,550	-0.14%	2.89%	13,512,400	13,629,400	
NVL	78,500	-0.63%	-1.75%	3,454,400	4,335,100	NVL: NovaGroup wants to research and invest in 3 projects of nearly 500 hectares in Dong Thap, including Green Dragon Smart Urban, Bui Thanh Thuy craft village and Las Vegas Island project.
KDH	52,800	-0.56%	5.60%	2,072,200	1,939,000	
PDR	90,000	-0.88%	-0.88%	3,457,100	3,747,700	
GAS	112,000	1.82%	2.75%	1,737,200	1,324,800	Oil prices were steady around \$90 a barrel on Wednesday, but the prospect of increased supply from Iran and the United States weighed on the market.
POW	18,550	4.21%	10.42%	75,281,300	70,411,100	
PLX	60,500	1.85%	7.84%	4,936,800	6,240,600	
VIC	84,000	-1.98%	-13.40%	17,309,600	14,990,200	VIC: The Van Village project in Da Nang has a scale of nearly 1,000ha, including 60% of land, 40% of water surface, an investment of about VND 35,000 billion, invested by Vinpearl
VHM	80,100	-1.72%	-0.25%	9,032,200	10,300,800	
VRE	36,000	0.28%	3.00%	16,564,800	21,258,700	
VNM	82,700	-0.12%	-0.48%	2,869,200	3,310,300	MSN: in January MSN bought an additional 31% of Phuc Long's capital, bringing its ownership rate to 51%. At \$110 million for a 31% stake, Phuc Long is valued at \$355 million.
MSN	149,600	2.05%	4.62%	2,373,100	2,184,000	
SAB	157,000	2.08%	5.58%	326,200	330,200	
BVH	133,000	-1.48%	9.11%	1,286,200	1,373,800	SSI: is expected to issue 10m ESOP, accounting for 1.018% of the total number of outstanding shares. The shares on offer are only transferable 50% after 2 years and the remaining 50% after 3 years from the issuance date. The asking price is 10,000 VND/share, 78% lower than SSI's current market price of 45,700 VND/share. According to SSI, the proceeds from the issuance will be used to supplement working capital for the company.
VJC	133,000	-1.48%	9.11%	1,286,200	1,373,800	
FPT	92,000	1.43%	2.79%	1,810,900	1,690,500	
MWG	136,300	-0.51%	2.87%	1,560,700	1,956,000	
PNJ	103,300	0.00%	-0.67%	1,742,500	1,737,500	
GVR	33,600	1.51%	7.69%	3,083,500	2,975,000	
SSI	45,100	-1.31%	0.11%	11,332,600	14,235,800	
HPG	47,000	-0.63%	11.37%	36,040,500	48,130,600	

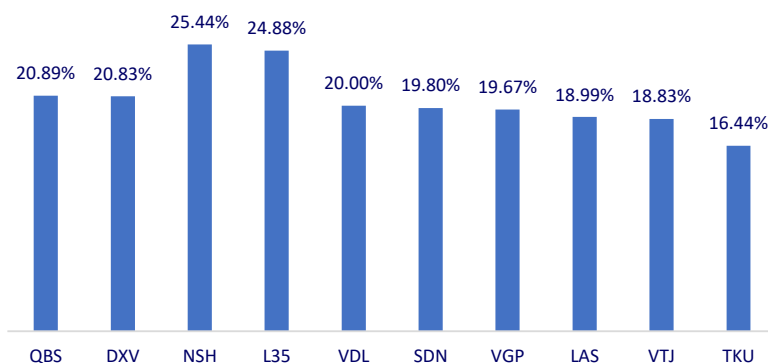
Top most traded tickers (Volume - in million)



Foreign net flow 10 nearest sessions (Billion VND)



Top increases in 3 consecutive sessions



Top decreases in 3 consecutive sessions

