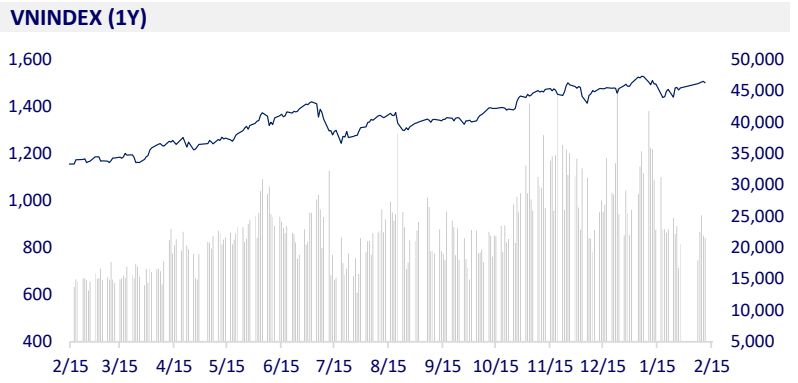
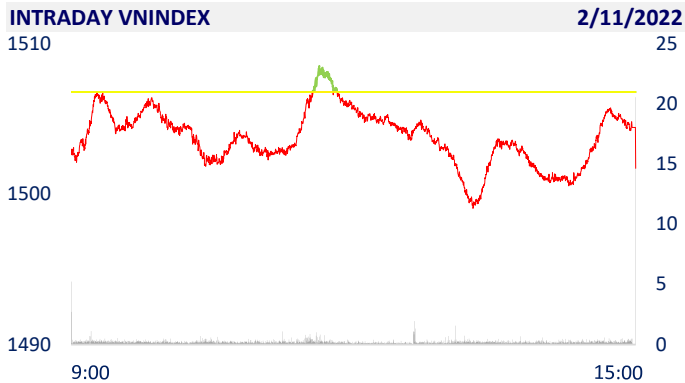
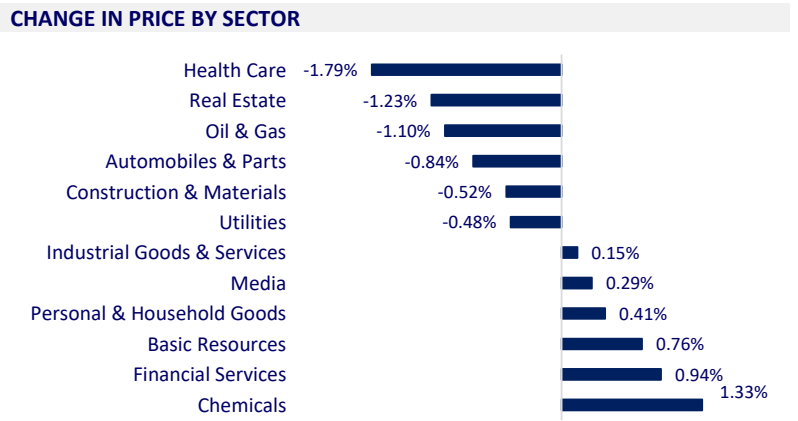


VIETNAM STOCK MARKET		1D	YTD
VN-INDEX	1,501.71	-0.34%	0.23%
VN30	1,545.92	-0.20%	0.66%
HNX	426.89	-0.32%	-9.94%
UPCOM	112.54	-0.09%	-0.12%
Net Foreign buy (B)	-545.91		
Total trading value (B)	25,196.61	0.05%	-18.91%

Foreign investors continued to net sell 545 billion dong in 11/2 session. VIC was still the most net-sold by foreign investors on HoSE with a value of 268 billion dong. KBC and VND were net sold 52.8 billion dong and 42.4 billion dong respectively. On the other side, CTG was bought the most with 35.4 billion dong. GMD and VCB were net bought at VND 30.6 billion and VND 25.6 billion, respectively.



ETF & DERIVATIVES		1D	YTD
E1VFN30	26,080	-0.34%	0.97%
FUEMAV30	18,230	0.33%	0.77%
FUESSV30	19,230	7.97%	1.21%
FUESSV50	22,890	1.28%	-0.04%
FUESSVFL	23,900	1.14%	6.32%
FUEVFN30	28,680	0.99%	2.25%
FUEVN100	20,210	0.85%	-5.91%
VN30F2209	1,523.80	0.11%	
VN30F2206	1,527.00	0.33%	
VN30F2203	1,538.90	0.15%	
VN30F2202	1,543.00	0.03%	



GLOBAL MARKET		1D	YTD
Nikkei	27,696.08	0.00%	-3.81%
Shanghai	3,462.95	-0.66%	-4.86%
Kospi	2,747.71	-0.87%	-7.72%
Hang Seng	24,906.66	0.15%	6.45%
STI (Singapore)	3,428.95	0.03%	9.77%
SET (Thái Lan)	1,699.20	-0.22%	2.51%
Crude oil (\$/barrel)	90.28	0.82%	18.01%
Gold (\$/ounce)	1,827.85	0.09%	0.39%

Asian stocks mostly followed Wall Street. Japanese market holiday. The Chinese market fell with Shanghai Composite down 0.66%, Shenzhen Component down 1.546%. Hong Kong's Hang Seng rose 0.15%. South Korea's Kospi index fell 0.87%.

VIETNAM ECONOMY		1D (bps)	YTD (bps)
Vnibor	3.32%	0	251
Deposit interest 12M	5.60%	0	0
5 year-Gov. Bond	1.05%	3	4
10 year-Gov. Bond	2.03%	1	3
USD/VND	22,905	0	-0.15%
EUR/VND	26,268	0	-0.76%
CNY/VND	3,638	0	-0.55%

The Department of Labor, Invalids and Social Affairs of Ho Chi Minh City has just informed that for the first time in recent years, workers returning to the city to work have achieved a very high rate, up to more than 96%, timely supplementing employees. As of the morning of February 10, more than 1.9 million workers returned to Ho Chi Minh City to work.

EVENT CALENDER

Ticker	Ex-right Date	Last register Date	Exercise Date	Type	Rate	Value
EID	2/11/2022	2/14/2022	3/10/2022	Cash		1,300
SMB	2/18/2022	2/21/2022	3/2/2022	Cash		1,000
TDB	2/23/2022	2/24/2022	3/17/2022	Cash		500
SGD	3/4/2022	3/7/2022	3/21/2022	Cash		1,000

SELECTED NEWS

VAT reduced to 8%: "Leverage" to stimulate consumption demand

Foreign investment inflows extend the recovery momentum

Many businesses in Ho Chi Minh City have orders until July

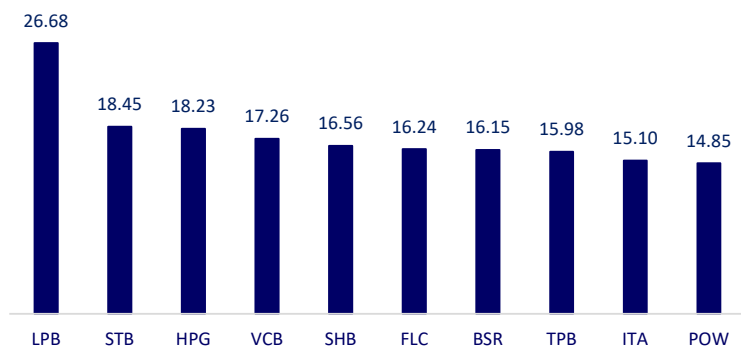
US inflation hit 7.5% in January, the highest in nearly 40 years

EC raises regional inflation forecast due to supply disruptions and energy crisis

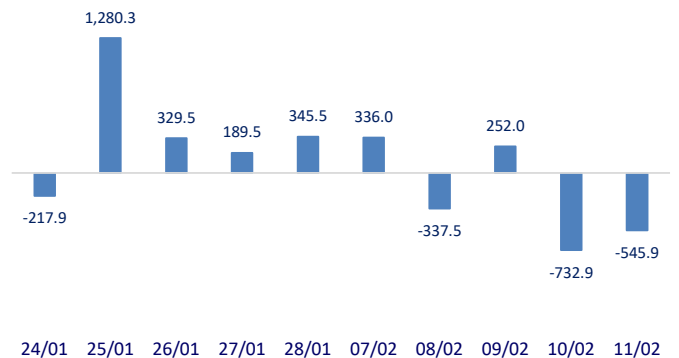
Developing countries draw up scenarios to deal with the Fed's interest rate hikes

	Close	1D	5D	Buying vol.	Selling vol.	Content
VCB	90,000	-1.42%	1.12%	1,685,600	2,250,800	Among 27 banks on the stock exchange, BIDV was the bank that reduced the most debt in group 5 in the fourth quarter when it handled VND 6,901 billion, equivalent to a decrease of nearly 50%. Compared to the end of 2020, BIDV's potentially loss-of-capital debt has more than halved to 6,979 billion. BIDV's Group 5 debt dropped sharply thanks to the promotion of bad debt handling in 2021. Besides the continuous For sale of bad debts, this bank also used nearly 19,345 billion dong of the reserve fund to deal with bad debts, in the fourth quarter alone, it used more than 7,200 billion dong.
BID	47,900	-1.03%	-0.10%	2,844,600	3,642,600	
CTG	36,800	0.14%	-0.27%	15,051,600	22,708,300	
TCB	53,700	0.19%	1.70%	15,430,800	16,152,500	
VPB	36,600	-0.27%	-0.14%	21,449,400	21,945,600	
MBB	33,950	0.59%	0.74%	24,391,800	29,659,200	
HDB	31,200	-0.95%	0.97%	7,885,300	8,251,900	
TPB	42,850	4.00%	2.15%	24,317,600	24,642,600	
STB	35,300	1.58%	-0.70%	47,647,600	32,726,500	
ACB	35,700	0.42%	3.33%	18,902,700	18,921,300	
NVL	78,100	-0.51%	-2.25%	2,434,400	2,808,000	NVL: In 2021, revenue from the handover of projects such as NovaHills, Saigon Royal, Aqua City, NovaWorld Phan Thiet, NovaWorld Ho Tram, Victoria Village recorded VND 13,511 billion.
KDH	52,800	0.00%	5.60%	1,300,500	1,097,900	
PDR	90,100	0.11%	-0.77%	3,604,300	3,490,500	
GAS	111,000	-0.89%	1.83%	833,700	1,120,600	PLX: Petrolimex holds an inventory of more than VND 13,384 billion, up 40% compared to the beginning of 2021. In which, goods (mainly gasoline and oil) are more than VND 9,623 billion.
POW	18,300	-1.35%	8.93%	42,623,000	47,475,200	
PLX	59,400	-1.82%	5.88%	4,568,300	5,624,800	
VIC	81,700	-2.74%	-15.77%	14,064,200	11,574,400	VIC: Business results in January 2021 show that VinFast's gasoline car sales decreased by more than 1,000 units after the news of production cessation.
VHM	79,700	-0.50%	-0.75%	6,330,300	6,759,600	
VRE	34,600	-3.89%	-1.00%	11,619,500	15,053,700	
VNM	82,000	-0.85%	-1.32%	2,690,800	2,913,800	MSN: The CrownX forecasts 2022 revenue of up to VND 76,000 billion, which is Masan's main growth driver
MSN	149,800	0.13%	4.76%	820,300	1,039,200	
SAB	159,600	1.66%	7.33%	413,600	347,700	
BVH	132,800	-0.15%	8.94%	1,087,200	1,182,300	HPG: crude steel production in January reached 707,000 tons, up 5% over the same period. Sales volume reached 631,000 tons, including construction steel, billet, hot rolled coil; down nearly 6% over the same period and down 21% compared to the last month of 2021. In which, construction steel accounted for 382,000 tons, 2 times higher than the same period last year and up 8.2% compared to December 2021.
VJC	132,800	-0.15%	8.94%	1,087,200	1,182,300	
FPT	91,600	-0.43%	2.35%	1,456,600	1,839,600	
MWG	135,300	-0.73%	2.11%	1,159,600	1,376,100	
PNJ	104,800	1.45%	0.77%	1,749,800	997,100	
GVR	33,950	1.04%	8.81%	3,435,000	4,492,600	
SSI	45,100	0.00%	0.11%	9,656,700	12,282,200	
HPG	47,150	0.32%	11.73%	34,970,300	33,367,300	

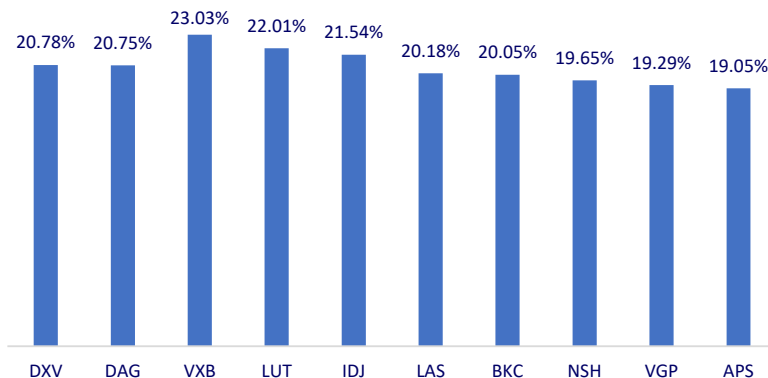
Top most traded tickers (Volume - in million)



Foreign net flow 10 nearest sessions (Billion VND)



Top increases in 3 consecutive sessions



Top decreases in 3 consecutive sessions

