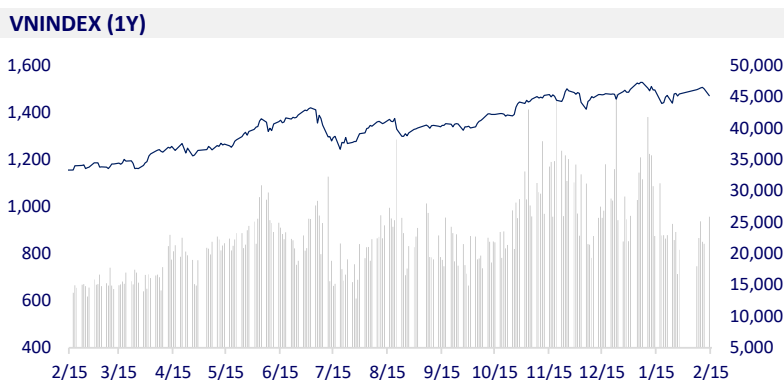
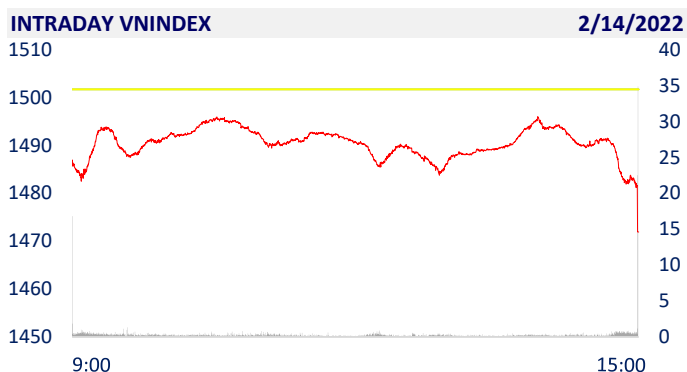


VIETNAM STOCK MARKET		1D	YTD
VN-INDEX	1,471.96	-1.98%	-1.76%
VN30	1,505.07	-2.64%	-2.00%
HNX	421.01	-1.38%	-11.18%
UPCOM	110.85	-1.50%	-1.62%
Net Foreign buy (B)	-285.16		
Total trading value (B)	29,795.69	18.25%	-4.11%

Only 30 minutes at the end of the session, VN-Index was blown away by nearly 30 points to 1,471 points, VN30 dropped strongly by 40.85 points to 1,505 points. A series of large stocks were sold strongly, the price dropped sharply, even at the floor in the ATC session like STB was sold up to 7.8 million shares, leading to a floor price of 32,850 VND/share.



ETF & DERIVATIVES		1D	YTD
E1VFN30	26,000	-0.31%	0.66%
FUEMAV30	17,900	-1.81%	-1.05%
FUESSV30	18,920	6.23%	-0.42%
FUESSV50	22,450	-1.92%	-1.97%
FUESSVFL	23,890	-0.04%	6.27%
FUEVFN30	28,450	-0.80%	1.43%
FUEVN100	19,970	-1.19%	-7.03%
VN30F2209	1,502.00	-1.43%	
VN30F2206	1,500.00	-1.77%	
VN30F2203	1,512.60	-1.71%	
VN30F2202	1,510.10	-2.13%	



GLOBAL MARKET		1D	YTD
Nikkei	27,079.59	0.27%	-5.95%
Shanghai	3,428.88	-0.98%	-5.79%
Kospi	2,704.48	-1.57%	-9.17%
Hang Seng	24,556.57	-0.54%	4.95%
STI (Singapore)	3,421.20	-0.23%	9.52%
SET (Thái Lan)	1,684.69	-0.85%	1.63%
Crude oil (\$/barrel)	93.28	-1.11%	21.93%
Gold (\$/ounce)	1,857.05	-0.21%	1.99%

Asian stocks mostly fell, investors monitor the situation in Ukraine. Excluding the Japanese market, Nikkei 225 gained 0.27%. The Chinese market fell with the Shanghai Composite down 0.98%. Hong Kong's Hang Seng fell 0.54%. Hong Kong's health system is said to be overloaded because the number of Covid-19 infections has increased sharply recently. The Hong Kong government said mainland China would assist the city in issues such as testing and medical isolation.

VIETNAM ECONOMY		1D (bps)	YTD (bps)
Vnibor	3.08%	-24	227
Deposit interest 12M	5.60%	0	0
5 year-Gov. Bond	1.23%	18	22
10 year-Gov. Bond	1.98%	-5	-2
USD/VND	22,945	0	0.02%
EUR/VND	26,151	0	-1.20%
CNY/VND	3,644	0	-0.38%

Proposing to stop granting investment policy for wind power and solar power projects that have not been implemented. The project is included in the Power Plan, but until January 26, 2022, it has not been implemented to wait for the review and development of the Power Plan VIII. Out of 146 projects that have signed power purchase and sale contracts with EVN, 62 projects failed to come into commercial operation (COD) before the incentive policy expired.

EVENT CALENDER

Ticker	Ex-right Date	Last register Date	Exercise Date	Type	Rate	Value
SMB	2/18/2022	2/21/2022	3/2/2022	Cash		1,000
DNC	2/21/2022	2/22/2022	3/28/2022	Cash		1,500
TDB	2/23/2022	2/24/2022	3/17/2022	Cash		500
BDB	2/28/2022	3/1/2022	4/15/2022	Cash		1,000
SGD	3/4/2022	3/7/2022	3/21/2022	Cash		1,000

SELECTED NEWS

HSBC raises Vietnam's 2022 inflation forecast to 3%

It is estimated to spend nearly 22,000 billion VND to build Khanh Hoa - Buon Ma Thuot highway

Proposing to stop granting investment policy for wind power and solar power projects that have not been implemented yet

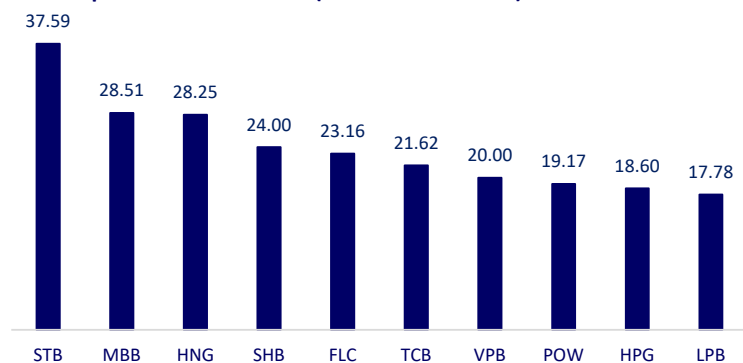
BoE may raise interest rates again in March

Kremlin: Russia-US relations at the lowest level

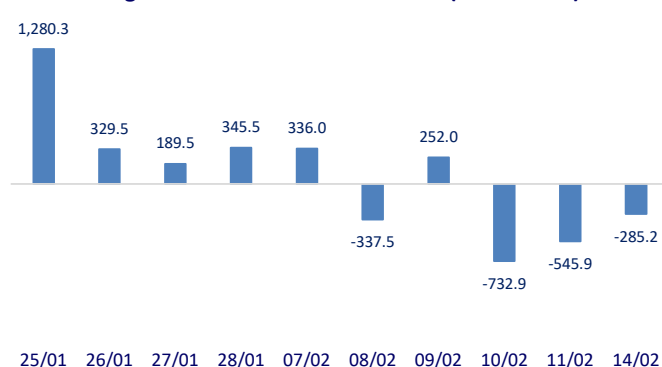
Stockpiles are dwindling, threatening to fuel a spreading global commodity crisis

	Close	1D	5D	Buying vol.	Selling vol.	Content
VCB	86,000	-4.44%	-6.93%	5,119,600	5,967,600	VPB: VPBank announced to collect shareholders' opinions on adjusting the maximum foreign ownership ratio from 15% to 17.5% of charter capital. Although the General Director of VPBank did not disclose the specific time to complete the plan to sell 15% of capital to foreign partners, he affirmed: "All that the management commits to will be done. The offering of shares to strategic investors will be implemented in the coming months."
BID	44,750	-6.58%	-5.59%	9,869,800	10,792,100	
CTG	34,600	-5.98%	-4.68%	20,672,300	25,034,800	
TCB	51,500	-4.10%	-2.46%	26,003,100	28,748,400	
VPB	35,000	-4.37%	-3.58%	25,516,200	29,845,500	
MBB	32,000	-5.74%	-5.33%	36,196,200	39,781,000	
HDB	29,200	-6.41%	-6.11%	24,032,800	24,750,000	
TPB	40,000	-6.65%	-4.08%	9,988,900	14,785,700	
STB	32,850	-6.94%	-7.72%	51,068,400	58,590,500	
ACB	34,000	-4.76%	-2.02%	18,038,100	19,672,800	
NVL	78,000	-0.13%	-2.50%	3,765,800	3,948,200	Lam Dong approved 142 projects calling for investment in the period 2021 - 2025. Some prominent projects such as Prens Lake (1,000ha), Dan Kia - Suoi Vang are nearly 4,000 ha.
KDH	52,700	-0.19%	4.15%	2,049,800	1,680,500	
PDR	89,500	-0.67%	-1.65%	3,131,300	3,199,300	
GAS	116,000	4.50%	1.13%	2,958,900	2,902,600	POW: set a plan to go backwards, the expected profit is at VND 1,012 billion in 2022. Compared with the implementation in 2021 of VND 2,319 billion, this plan of POW is more than 56% backward.
POW	17,700	-3.28%	-0.84%	42,789,600	40,207,200	
PLX	60,200	1.35%	2.56%	4,707,000	6,529,400	
VIC	81,800	0.12%	-10.31%	8,803,500	8,271,600	In the trading week from February 7-11, VIC dropped the most in the VN30 group, down 15.8% and was a key factor that adversely affected the VN-Index's volatility.
VHM	78,100	-2.01%	-4.99%	7,613,700	8,035,200	
VRE	33,000	-4.62%	-7.04%	15,375,500	14,626,800	
VNM	81,100	-1.10%	-2.87%	4,504,400	4,541,100	SAB: At the end of 2021, Liabilities were recorded at nearly VND7.9tr, up 28% yoy. Notably, other short-term payables skyrocketed nearly VND 2.3 trillion.
MSN	151,600	1.20%	2.50%	1,360,600	1,628,500	
SAB	167,900	5.20%	10.39%	657,700	506,500	
BVH	140,000	5.42%	7.36%	1,688,200	1,479,300	SSI: Successfully signed a loan agreement of VND 10,000 billion - equivalent to more than USD 440 million - with VietinBank, Hanoi branch. This is the largest credit line contract of SSI to date with a joint stock commercial bank in Vietnam, promising to open up a more comprehensive cooperation direction in the future between the two financial institutions. leading in the country.
VJC	140,000	5.42%	7.36%	1,688,200	1,479,300	
FPT	91,000	-0.66%	1.68%	1,519,200	1,398,600	
MWG	132,000	-2.44%	-1.42%	1,236,100	1,610,100	
PNJ	104,600	-0.19%	-2.52%	790,900	1,393,000	
GVR	33,300	-1.91%	3.42%	2,259,200	2,956,300	
SSI	43,600	-3.33%	-4.91%	14,777,400	17,128,000	
HPG	46,200	-2.01%	7.32%	30,219,400	35,064,000	

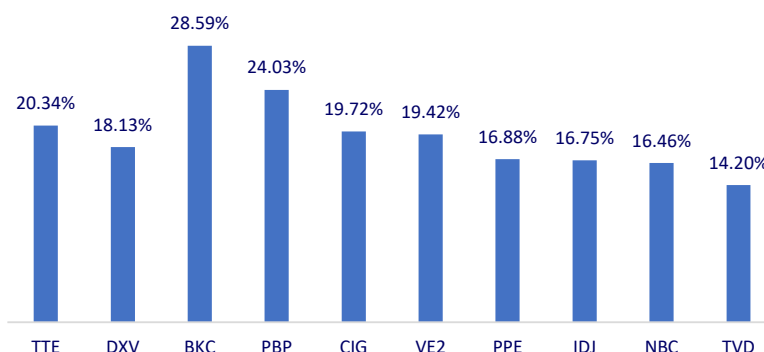
Top most traded tickers (Volume - in million)



Foreign net flow 10 nearest sessions (Billion VND)



Top increases in 3 consecutive sessions



Top decreases in 3 consecutive sessions

