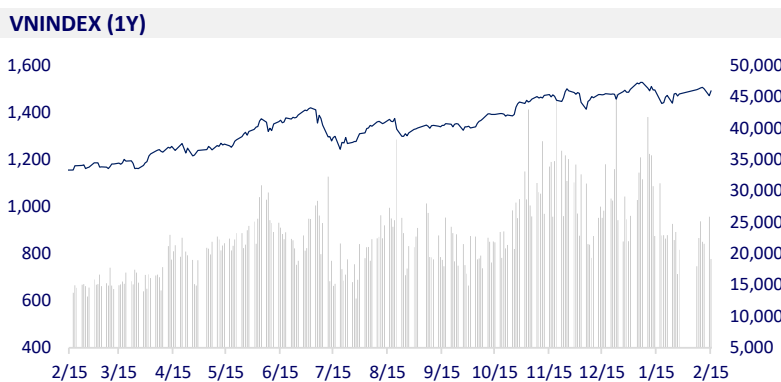
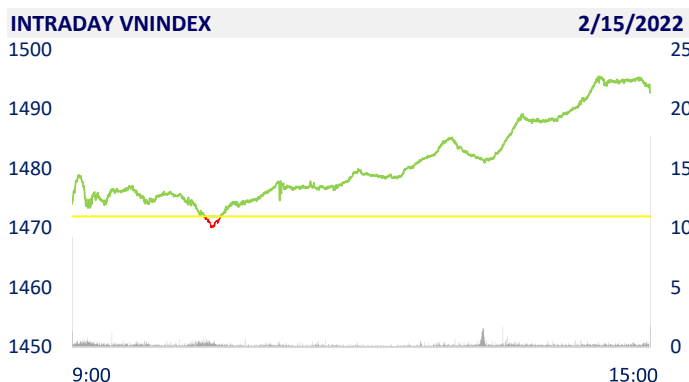
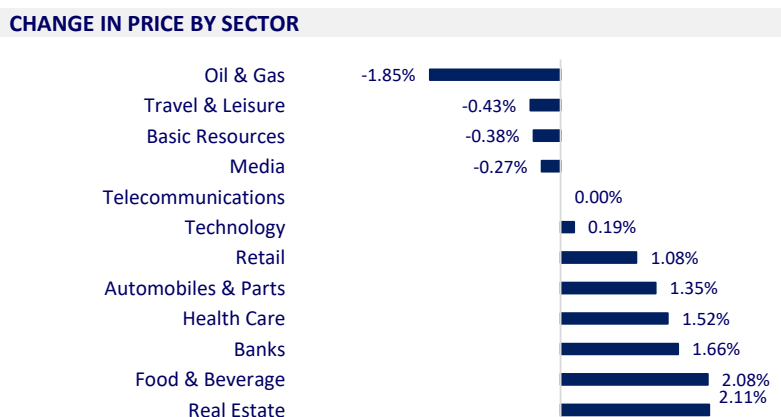


VIETNAM STOCK MARKET		1D	YTD
VN-INDEX	1,492.75	1.41%	-0.37%
VN30	1,527.36	1.48%	-0.54%
HNX	423.84	0.67%	-10.58%
UPCOM	111.22	0.33%	-1.30%
Net Foreign buy (B)	975.53		
Total trading value (B)	21,874.69	-26.58%	-29.60%

Large stocks raced to recover, VN-Index up to nearly 21 points. Market liquidity dropped sharply compared to the previous session, the total matched value reached 19,374 billion dong, down 29.3%, of which the matched value on HoSE decreased by 26.7% and reached 17,486 billion dong. Foreign investors boosted their net buying of about 975 billion dong on HoSE.



ETF & DERIVATIVES		1D	YTD
E1VFN30	25,690	-1.19%	-0.54%
FUEMAV30	18,010	0.61%	-0.44%
FUESSV30	18,900	6.12%	-0.53%
FUESSV50	22,400	-0.22%	-2.18%
FUESSVFL	22,600	-5.40%	0.53%
FUEVFN30	28,500	0.18%	1.60%
FUEVN100	20,000	0.15%	-6.89%
VN30F2209	1,509.30	0.49%	
VN30F2206	1,513.00	0.87%	
VN30F2203	1,521.00	0.56%	
VN30F2202	1,522.00	0.79%	



GLOBAL MARKET		1D	YTD
Nikkei	26,865.19	-0.45%	-6.69%
Shanghai	3,446.09	0.50%	-5.32%
Kospi	2,676.54	-1.03%	-10.11%
Hang Seng	24,355.71	-0.38%	4.09%
STI (Singapore)	3,421.38	0.01%	9.53%
SET (Thái Lan)	1,701.45	0.99%	2.64%
Crude oil (\$/barrel)	92.61	-2.50%	21.06%
Gold (\$/ounce)	1,856.05	-0.93%	1.94%

Asian stocks mixed, Ukraine situation is still the focus. In Japan, the Nikkei 225 fell 0.45%. Japan's economy in the first quarter of 2021 grew by 5.4% year-on-year, lower than analysts' forecast of 5.8% growth. The Chinese market rose with the Shanghai Composite up 0.5%. Hong Kong's Hang Seng fell 0.38%. South Korea's Kospi index fell 1.03%.

VIETNAM ECONOMY		1D (bps)	YTD (bps)
Vnibor	2.95%	-13	214
Deposit interest 12M	5.60%	0	0
5 year-Gov. Bond	1.23%	0	22
10 year-Gov. Bond	1.97%	-1	-3
USD/VND	22,975	0	0.15%
EUR/VND	26,262	0	-0.78%
CNY/VND	3,653	0	-0.14%

According to the latest data from the State Bank, credit growth in the first month of this year reached 2.74%, or more than 5 times higher than the same period last year. This is also the strongest credit growth in the past 10 years. Loans increase, whether deposit interest rates will increase to ensure the balance between supply and demand for capital. The pressure is in fact there but not too great.

EVENT CALENDER

Ticker	Ex-right Date	Last register Date	Exercise Date	Type	Rate	Value
SMB	2/18/2022	2/21/2022	3/2/2022	Cash		1,000
DNC	2/21/2022	2/22/2022	3/28/2022	Cash		1,500
TDB	2/23/2022	2/24/2022	3/17/2022	Cash		500
BDB	2/28/2022	3/1/2022	4/15/2022	Cash		1,000
SGD	3/4/2022	3/7/2022	3/21/2022	Cash		1,000

SELECTED NEWS

Deposit interest rates are unlikely to increase

Domestic steel prices simultaneously increased

Indian enterprises invest in an international pharmaceutical park with an area of 900ha in Hai Duong

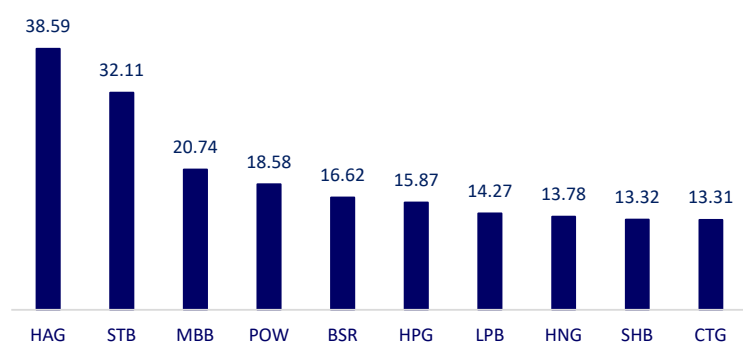
Fed remains open to rate hike after two months of policy meeting

IEA chief urges OPEC+ to close gap between commitment and action

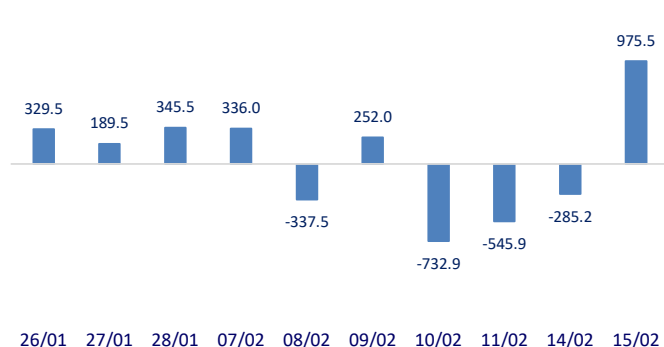
Singapore approves use of Novavax's COVID-19 Nuvaxovid vaccine

	Close	1D	5D	Buying vol.	Selling vol.	Content
VCB	87,000	1.16%	-5.43%	4,178,700	3,366,600	VPB: A major contribution to VPBank's sudden profit in the past year came from the proceeds from the sale of 49% stake in subsidiary FE Credit to Japanese partner SMBC. VPBank's Q4 financial report has recorded over 20 trillion dong. The large sum also contributed to VPBank's total consolidated assets skyrocketing by 30.7% in 2021 to approximately VND 550 trillion. In particular, VPBank's equity has increased to nearly 90 trillion dong, far ahead of many banks in the group of private commercial joint stock companies and rising to the top of the entire banking industry.
BID	46,200	3.24%	-2.43%	5,953,600	5,423,800	
CTG	34,950	1.01%	-4.25%	22,573,300	20,382,300	
TCB	51,800	0.58%	-3.72%	15,430,300	13,964,800	
VPB	35,950	2.71%	-3.62%	24,787,900	20,944,800	
MBB	32,700	2.19%	-3.25%	38,866,000	31,495,700	
HDB	29,500	1.03%	-6.05%	12,690,600	10,166,900	
TPB	40,750	1.88%	-2.98%	6,335,000	5,356,000	
STB	33,500	1.98%	-6.56%	60,197,700	50,450,900	
ACB	34,500	1.47%	-3.50%	11,473,100	13,200,300	
NVL	79,000	1.28%	-0.25%	3,701,000	3,532,300	KDH: VinaCapital registered to buy 170,000 shares from February 14 to March 15. If the transaction is successful, the fund will hold 0.03%. Previously, the fund did not own any KDH shares.
KDH	53,500	1.52%	6.15%	2,764,700	2,076,000	
PDR	90,000	0.56%	1.12%	3,134,500	3,075,800	
GAS	117,400	1.21%	2.98%	2,343,500	3,129,600	POW: January power output was at 1,192 million kWh, exceeding 29% of the monthly plan, but decreasing by 28% compared to the same period last year, notably the output at Nhon Trach 1
POW	18,100	2.26%	1.12%	53,144,600	40,022,000	
PLX	59,000	-1.99%	0.34%	4,133,900	5,446,800	
VIC	83,700	2.32%	-4.12%	5,980,000	6,002,500	VIC: In 2021, Vingroup achieved VND 125,306 billion in net revenue, up 13% over the same period last year. Profit before tax reached VND 3,346 billion, loss after tax was VND 7,523 billion.
VHM	80,000	2.43%	-1.48%	6,553,800	7,811,700	
VRE	34,000	3.03%	-4.23%	16,799,000	12,380,800	
VNM	81,200	0.12%	-0.98%	2,956,600	2,491,900	MSN: Thanks to the strong synergies between business segments, in 2021 MSN achieved net revenue of VND 88,629 billion, up 14.8% compared to 2020.
MSN	160,500	5.87%	10.31%	2,477,300	2,346,900	
SAB	170,000	1.25%	9.82%	557,700	681,500	
BVH	139,200	-0.57%	5.86%	1,056,900	1,207,200	HPG: Hoa Phat, which accounts for 32.6% of the nationwide construction steel market share in 2021, announced a change in product prices from February 15. In the North and South, the price of CB240 coil steel is at 17.02 million VND/ton, D10 CB300 is 17.12 million VND/ton, simultaneously increasing 300,000 VND/ton compared to February 14.
VJC	139,200	-0.57%	5.86%	1,056,900	1,207,200	
FPT	91,100	0.11%	0.55%	1,282,100	1,419,600	
MWG	133,300	0.98%	-2.20%	1,021,400	1,271,700	
PNJ	105,500	0.86%	0.48%	922,300	1,253,500	
GVR	33,350	0.15%	1.06%	1,641,000	1,852,900	
SSI	44,200	1.38%	-3.18%	10,624,200	11,287,800	
HPG	46,000	-0.43%	0.99%	24,600,100	28,048,600	

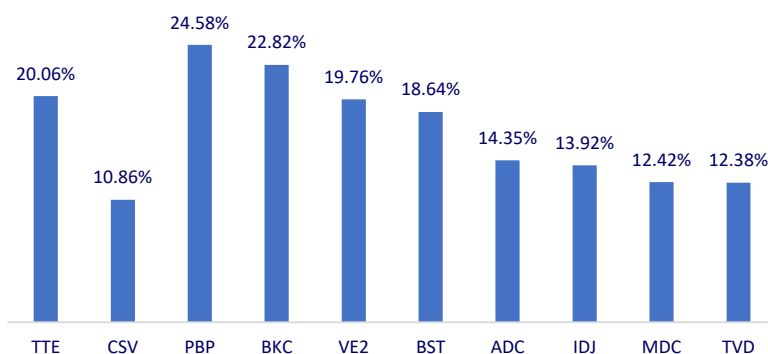
Top most traded tickers (Volume - in million)



Foreign net flow 10 nearest sessions (Billion VND)



Top increases in 3 consecutive sessions



Top decreases in 3 consecutive sessions

