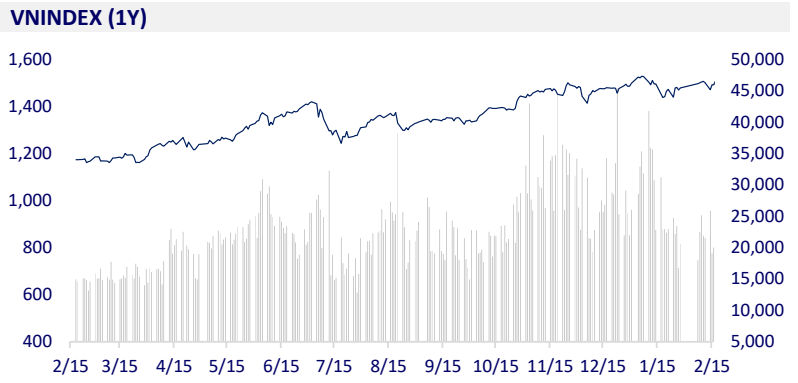
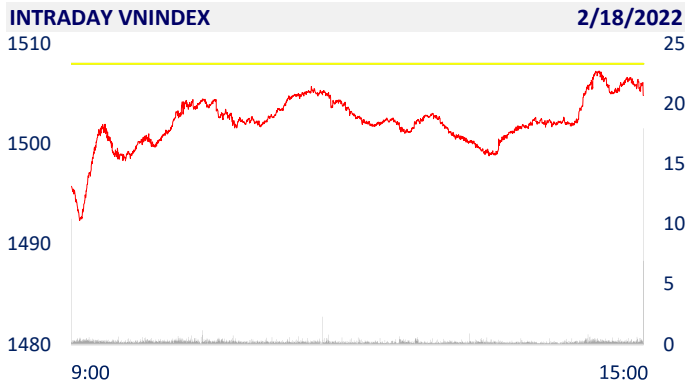
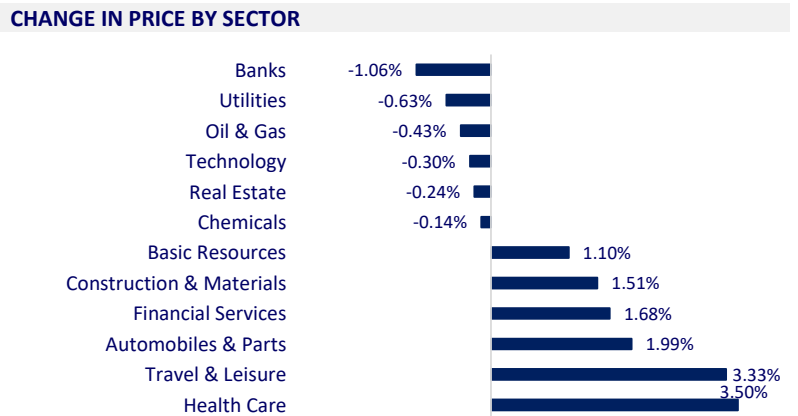


VIETNAM STOCK MARKET		1D	YTD
VN-INDEX	1,504.84	-0.21%	0.44%
VN30	1,531.47	-0.59%	-0.28%
HNX	435.61	1.25%	-8.10%
UPCOM	112.72	0.27%	0.04%
Net Foreign buy (B)	53.16		
Total trading value (B)	25,951.97	14.00%	-16.48%

Foreign investors net bought 53 billion dong in session 18/2. Foreign investors on HoSE were the biggest net buyers of KBC with 48 billion dong. MSN and DXG are behind with a net buying value of VND 43 billion and VND 35 billion, respectively. On the other side, SSI was sold the most with 58.7 billion dong. NVL and VND were net bought 35.4 billion dong and 23.6 billion dong respectively.



ETF & DERIVATIVES		1D	YTD
E1VFN30	25,750	-0.77%	-0.31%
FUEMAV30	18,040	0.06%	-0.28%
FUESSV30	18,800	5.56%	-1.05%
FUESSV50	22,500	0.00%	-1.75%
FUESSVFL	22,800	0.00%	1.42%
FUEVFN30	28,500	0.00%	1.60%
FUEVN100	19,930	-0.60%	-7.22%
VN30F2209	1,513.00	0.13%	
VN30F2206	1,509.00	-0.53%	
VN30F2203	1,525.00	-0.33%	
VN30F2202	1,540.20	0.00%	



GLOBAL MARKET		1D	YTD
Nikkei	27,122.07	0.21%	-5.80%
Shanghai	3,490.76	0.66%	-4.09%
Kospi	2,744.52	0.02%	-7.83%
Hang Seng	24,327.71	-1.53%	3.97%
STI (Singapore)	3,428.90	-0.37%	9.77%
SET (Thái Lan)	1,713.20	0.09%	3.35%
Crude oil (\$/barrel)	89.66	-1.76%	17.20%
Gold (\$/ounce)	1,894.90	-0.02%	4.07%

Investors worried about Ukraine crisis, Asian stocks mixed. In Japan, the Nikkei 225 gained 0.21%. The Chinese market rallied with the Shanghai Composite up 0.66%. Hong Kong's Hang Seng fell 1.53%. South Korea's Kospi index rose 0.02%.

VIETNAM ECONOMY		1D (bps)	YTD (bps)
Vnibor	2.90%	0	209
Deposit interest 12M	5.60%	0	0
5 year-Gov. Bond	1.27%	-7	26
10 year-Gov. Bond	2.18%	6	18
USD/VND	22,960	0	0.09%
EUR/VND	26,681	0	0.80%
CNY/VND	3,677	0	0.52%

In southern provinces such as Ho Chi Minh City, Binh Duong, Dong Nai..., the number of workers returning to work after the Lunar New Year decreased significantly due to the impact of the COVID-19 epidemic. Currently, many businesses in this area are facing the risk of labor shortage.

EVENT CALENDER

Ticker	Ex-right Date	Last register Date	Exercise Date	Type	Rate	Value
SMB	2/18/2022	2/21/2022	3/2/2022	Cash		1,000
USD	2/21/2022	2/22/2022	3/7/2022	Cash		880
DNC	2/21/2022	2/22/2022	3/28/2022	Cash		1,500
TDB	2/23/2022	2/24/2022	3/17/2022	Cash		500
KKC	2/23/2022	2/24/2022		Stock	100:10.8	
BDB	2/28/2022	3/1/2022	4/15/2022	Cash		1,000
SGD	3/4/2022	3/7/2022	3/21/2022	Cash		1,000

SELECTED NEWS

In 2022, hundreds of millions of dollars will be poured into new projects

The Ministry of Finance proposes to ease the conditions for opening casinos

Southern businesses and labor shortage concerns

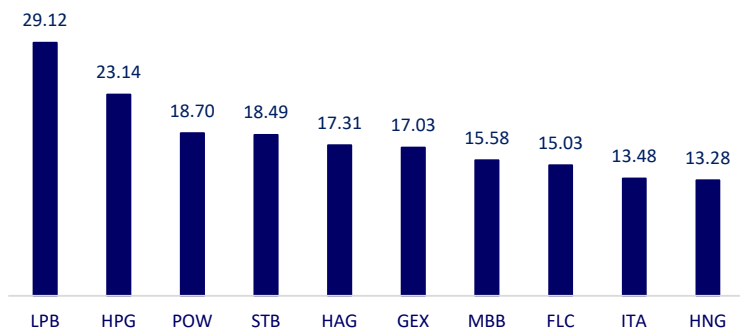
Inflation risks, new era of currency stress for central banks

Russia expels deputy head of US diplomatic mission in Moscow

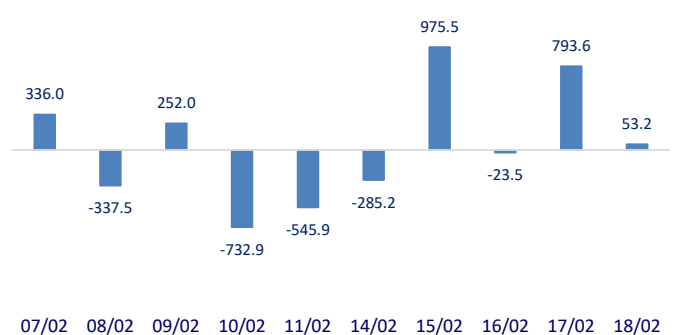
More than 1,500 billion USD has been poured into the coal industry in the period of 2019 - 2021 alone

	Close	1D	5D	Buying vol.	Selling vol.	Content
VCB	87,200	-0.34%	-3.11%	2,379,200	1,808,800	VPB: Investing capital to make VPBank Securities one of the top securities companies with the highest capital in the market, VPBank is aiming to become a leading unit in terms of capital. This bank has ambitions to sharply increase investment banking, especially securities investment in the context of the vibrant stock market again and become an investment channel of top interest to investors.
BID	44,700	-2.83%	-6.68%	4,884,300	5,167,600	
CTG	34,600	-0.86%	-5.98%	13,743,000	14,620,000	
TCB	51,600	-1.15%	-3.91%	11,473,600	12,215,800	
VPB	35,900	-1.10%	-1.91%	15,781,200	17,746,000	
MBB	32,650	-1.66%	-3.83%	24,866,900	22,696,200	
HDB	29,500	-0.84%	-5.45%	8,998,300	7,821,100	
TPB	40,800	-0.85%	-4.78%	6,910,800	5,928,700	
STB	33,350	-1.62%	-5.52%	32,686,700	33,096,700	
ACB	33,850	-1.31%	-5.18%	12,252,200	13,810,900	
NVL	78,500	-0.63%	0.51%	4,475,700	4,340,200	NVL: In 2022, Nova Consumer will complete the 3F chain to produce fresh and clean food. This strategy helps Nova Consumer close the production chain.
KDH	54,000	-1.64%	2.27%	1,608,800	2,307,100	
PDR	91,200	-0.87%	1.22%	3,847,900	4,757,800	
GAS	117,000	-1.43%	5.41%	1,601,100	1,719,500	The more than USD5 billion Southern refinery and petrochemical project started this year and will be fully operational by 2023 to meet high demand in line with the country's economic growth.
POW	18,550	-0.27%	1.37%	48,930,700	48,161,700	
PLX	59,800	-0.33%	0.67%	4,006,400	4,700,200	
VIC	82,200	-1.08%	0.61%	5,459,600	5,433,400	VIC: The theme of the VinFuture 2022 award is towards scientific inventions and inventions that bring the world revival and sustainable development after the Covid-19 pandemic.
VHM	79,700	-1.36%	0.00%	5,573,800	7,590,800	
VRE	33,600	-2.47%	-2.89%	11,715,700	10,779,600	
VNM	80,600	-0.25%	-1.71%	3,460,100	2,989,500	IDP overthrew Vinamilk in terms of efficiency in core business, with a profit of more than trillion dong for the first time and gross profit margin of 44.2%.
MSN	163,300	0.18%	9.01%	1,705,000	1,694,700	
SAB	169,400	-0.65%	6.14%	282,900	375,800	
BVH	149,000	5.23%	12.20%	2,036,000	1,675,900	PNJ: On March 8, PNJ will finalize the list of shareholders to advance the dividend for the 1st period of 2021. Accordingly, dividend is paid in cash at the rate of 6%, corresponding to a shareholder owning 1 share will receive 600 dong. And with more than 227 million shares outstanding, PNJ will have to spend about 136.2 billion dong to pay dividends to existing shareholders. Expected dividend payment time from April 7, 2022.
VJC	149,000	5.23%	12.20%	2,036,000	1,675,900	
FPT	92,200	-0.65%	0.66%	1,264,200	1,497,900	
MWG	134,000	-0.37%	-0.96%	1,100,200	1,150,100	
PNJ	107,000	-0.83%	2.10%	942,900	1,465,000	
GVR	33,600	-1.18%	-1.03%	3,043,400	2,973,300	
SSI	45,200	0.44%	0.22%	16,343,000	18,930,100	
HPG	47,050	1.18%	-0.21%	36,380,000	45,320,700	

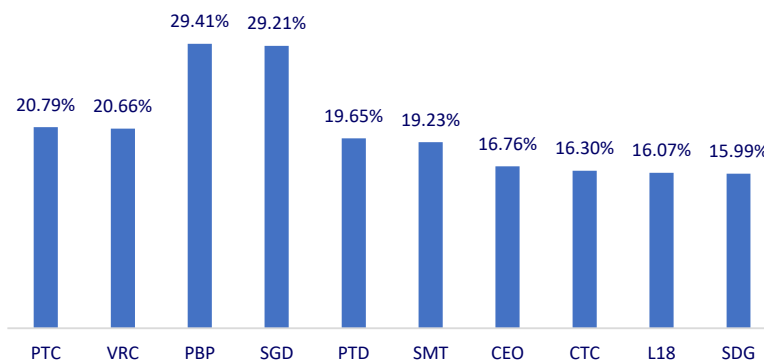
Top most traded tickers (Volume - in million)



Foreign net flow 10 nearest sessions (Billion VND)



Top increases in 3 consecutive sessions



Top decreases in 3 consecutive sessions

