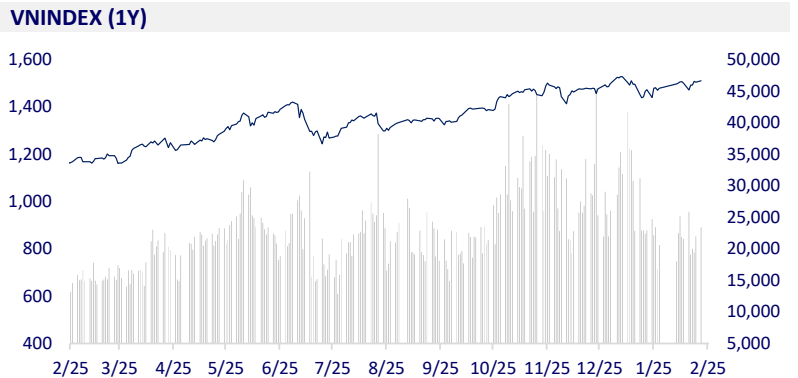
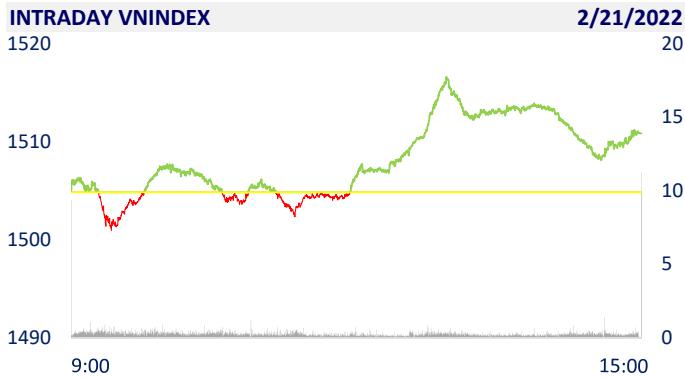
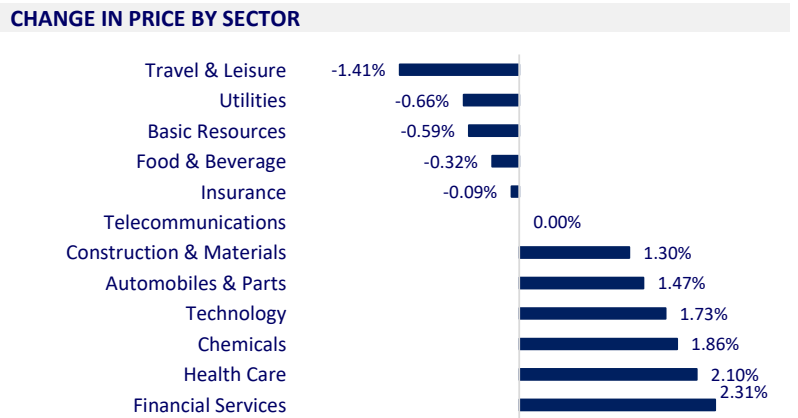


VIETNAM STOCK MARKET		1D	YTD
VN-INDEX	1,510.84	0.40%	0.84%
VN30	1,533.40	0.13%	-0.15%
HNX	440.99	1.24%	-6.96%
UPCOM	113.67	0.84%	0.88%
Net Foreign buy (B)	158.64		
Total trading value (B)	28,019.96	7.97%	-9.82%

Foreign investors continued to net buy VND158b on February 21, the focus of real estate. KBC was the strongest net buying by foreign investors with VND52b. Both DXG and VHM were net bought over VND44b. Besides, real estate codes like HDG or NLG were also gathered strongly by foreign investors. Meanwhile, fund certificates FUEVFNVD were sold the most with VND139b, far ahead of MSN with VND75h



ETF & DERIVATIVES		1D	YTD
E1VFN30	25,900	0.58%	0.27%
FUEMAV30	18,000	-0.22%	-0.50%
FUESSV30	18,900	6.12%	-0.53%
FUESSV50	22,500	0.00%	-1.75%
FUESSVFL	22,600	-0.88%	0.53%
FUEVFNVD	28,500	0.00%	1.60%
FUEVN100	20,100	0.85%	-6.42%
VN30F2209	1,515.10	0.14%	
VN30F2206	1,520.00	0.73%	
VN30F2203	1,530.00	0.33%	
VN30F2202	1,540.20	0.00%	



GLOBAL MARKET		1D	YTD
Nikkei	26,910.87	-0.21%	-6.53%
Shanghai	3,490.61	0.00%	-4.10%
Kospi	2,743.80	-0.03%	-7.85%
Hang Seng	24,170.07	0.06%	3.30%
STI (Singapore)	3,436.36	0.22%	10.01%
SET (Thái Lan)	1,694.32	-1.10%	2.21%
Crude oil (\$/barrel)	90.04	0.32%	17.70%
Gold (\$/ounce)	1,899.80	0.10%	4.34%

China kept lending rates unchanged, Asian stocks mixed. In Japan, Nikkei 225 fell 2% at times before reversing, down 0.21%. The Chinese market was mixed with the Shanghai Composite down 0.0042%. Hong Kong's Hang Seng rose 0.06%. China today left its one-year benchmark lending rate (LPR) unchanged at 3.7%, as forecast by Reuters poll respondents. The 5-year LPR held at 4.6%.

VIETNAM ECONOMY		1D (bps)	YTD (bps)
Vnibor	2.47%	-43	166
Deposit interest 12M	5.60%	0	0
5 year-Gov. Bond	1.31%	4	30
10 year-Gov. Bond	2.11%	-7	11
USD/VND	23,015	0	0.33%
EUR/VND	26,336	0	-0.50%
CNY/VND	3,669	0	0.30%

Regarding the bad debt situation at credit institutions, the average bad debt balance at 28 listed commercial banks and Agribank in 2021 increased by 17.3% compared to 2020, according to statistics from the banks' 2021 financial statements. Notably, bad debt balances in 2021 at some banks have increased rapidly compared to 2020, including VPBank by 60%, Vietinbank by 49%, VIB by 58%, and HDBank by 43%.

**EVENT CALENDER**

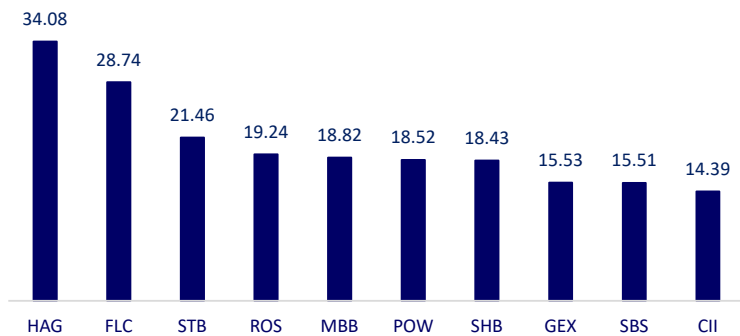
Ticker	Ex-right Date	Last register Date	Exercise Date	Type	Rate	Value
USD	2/21/2022	2/22/2022	3/7/2022	Cash		880
DNC	2/21/2022	2/22/2022	3/28/2022	Cash		1,500
HEM	2/22/2022	2/23/2022	3/28/2022	Cash		1,000
TDB	2/23/2022	2/24/2022	3/17/2022	Cash		500
KKC	2/23/2022	2/24/2022		Stock	100:10.8	
BDB	2/28/2022	3/1/2022	4/15/2022	Cash		1,000
SGD	3/4/2022	3/7/2022	3/21/2022	Cash		1,000

## SELECTED NEWS

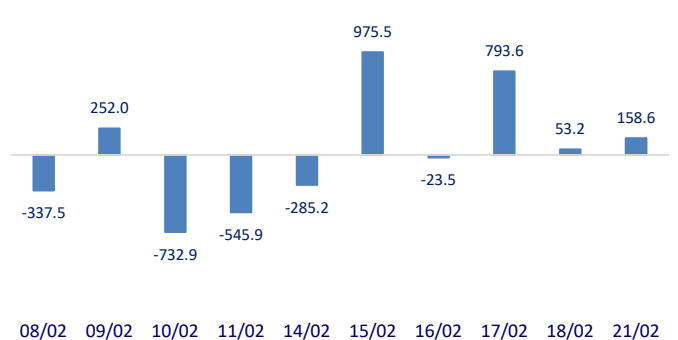
- Bad debt may increase rapidly in 2022 due to lack of legal corridor
- The huge scale of 5 highway projects of 263,000 billion in Vietnam is about to be invested
- 4 billion USD of FDI has 'flowed' into the technology sector in 2021
- The presidents of Russia and the United States agreed to meet "in principle" on the Ukraine issue
- The US considers approving the 4th injection of Covid-19 vaccine
- Hong Kong's economic growth forecast has been downgraded

	Close	1D	5D	Buying vol.	Selling vol.	Content
VCB	87,400	0.23%	1.63%	1,969,600	1,682,600	BID: BIDV has announced that it will continue to sell for the third time about a debt of nearly 500 billion VND of Archplus Architecture and Construction JSC. It is known that the auctioned asset is a debt arising from Archplus's bond investment at BIDV. This is the 10th time the bank has announced the auction of the above property after 9 unsuccessful attempts to sell it. Total outstanding balance as of April 15, 2021 is 498 billion VND, of which principal balance is 257 billion VND, interest debt is 173.8 billion VND and overdue penalty fee is 67.2 billion VND.
BID	45,250	1.23%	1.12%	6,325,800	4,977,900	
CTG	34,400	-0.58%	-0.58%	21,120,000	20,700,100	
TCB	51,500	-0.19%	0.00%	15,230,800	15,751,700	
VPB	35,900	0.00%	2.57%	16,241,100	18,802,300	
MBB	32,650	0.00%	2.03%	32,891,500	30,449,700	
HDB	29,600	0.34%	1.37%	10,768,000	10,748,900	
TPB	40,900	0.25%	2.25%	6,361,900	6,136,900	
STB	33,200	-0.45%	1.07%	37,841,600	37,584,400	
ACB	34,400	1.62%	1.18%	13,120,800	10,808,100	
NVL	78,500	0.00%	0.64%	3,701,100	3,516,700	KDH: Collecting shareholders' written opinions on the listing of bonds for the company's 2022 public offering
KDH	54,200	0.37%	2.85%	1,323,000	1,561,200	
PDR	91,200	0.00%	1.90%	3,836,800	3,812,400	
GAS	115,800	-1.03%	-0.17%	711,500	856,600	GAS: reported production and business plan in 2022 with a flat revenue of VND 80,000 billion, whereas profit after tax decreased by 20% to VND 7,039 billion
POW	18,400	-0.81%	3.95%	37,145,400	46,745,400	
PLX	59,900	0.17%	-0.50%	3,987,600	5,335,400	
VIC	83,600	1.70%	2.20%	5,025,400	5,124,300	VIC: Additional listing of 8,720,770 shares to convert preferred shares into common shares. Trading date of listed securities: February 25, 2022
VHM	80,000	0.38%	2.43%	4,524,800	6,668,100	
VRE	34,100	1.49%	3.33%	11,947,500	8,976,700	
VNM	81,000	0.50%	-0.12%	3,017,100	3,000,900	VNM: If the stock doesn't soon get out of a prolonged downtrend, Vinamilk is likely to fall out of the top 10 most valuable companies on the stock exchange for the first time in many years.
MSN	160,300	-1.84%	5.74%	1,190,000	1,425,200	
SAB	169,600	0.12%	1.01%	168,800	220,500	
BVH	146,000	-2.01%	4.29%	1,231,100	1,260,600	MWG: set a new revenue record in January 2022 with VND16,000b, about to open a store in Indonesia. On January 10, 2022, MWG tested 12 independent retail stores: Mother & Baby products (AVAKids); sportswear (AVASport); fashion (AVAFashion); at the same time, deploying shop-in-shop business: jewelry (AVAJi) at TGDD store and bicycle (AVACycle) at DMX store. Due to the opening on the occasion of Tet, the AVA chain's points of sale had a good start and contributed more than VND50b in revenue.
VJC	146,000	-2.01%	4.29%	1,231,100	1,260,600	
FPT	93,500	1.41%	2.75%	2,396,200	2,821,400	
MWG	133,900	-0.07%	1.44%	1,289,400	1,719,600	
PNJ	106,500	-0.47%	1.82%	1,184,000	1,245,500	
GVR	34,600	2.98%	3.90%	3,723,000	4,575,900	
SSI	46,000	1.77%	5.50%	18,454,500	22,139,500	
HPG	46,650	-0.85%	0.97%	20,414,000	30,019,200	

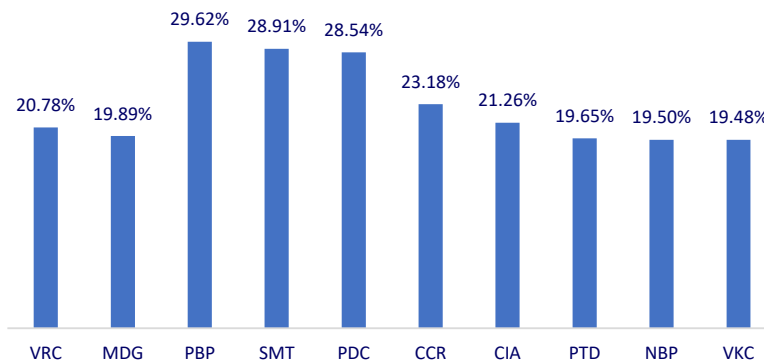
Top most traded tickers (Volume - in million)



Foreign net flow 10 nearest sessions (Billion VND)



Top increases in 3 consecutive sessions



Top decreases in 3 consecutive sessions

