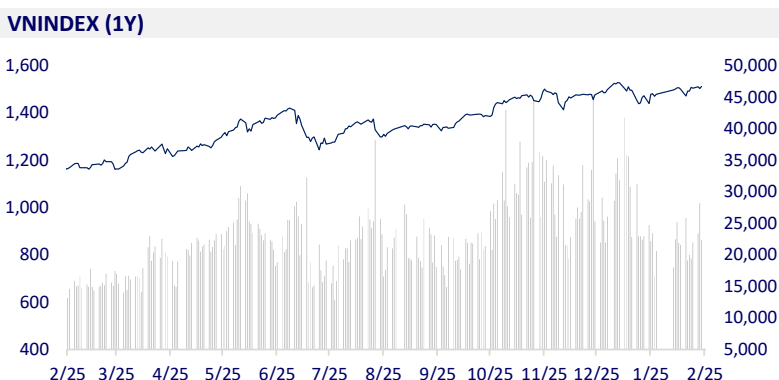
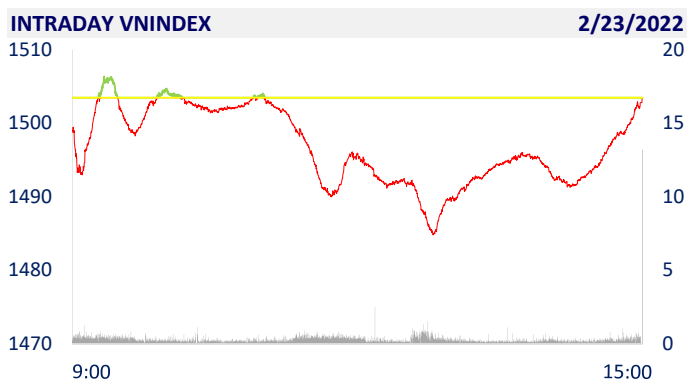
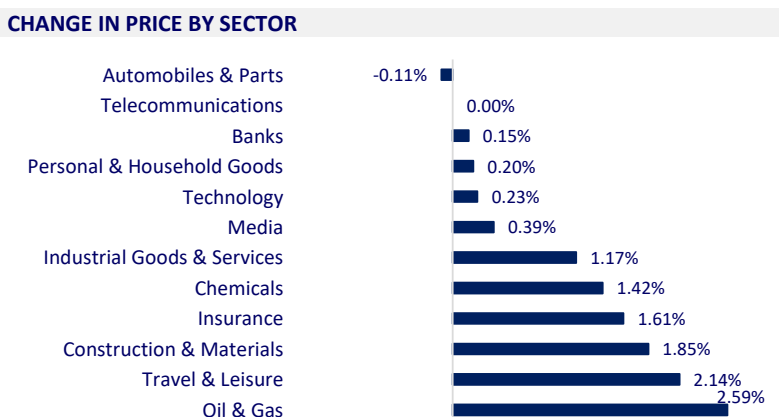


VIETNAM STOCK MARKET		1D	YTD
VN-INDEX	1,512.30	0.59%	0.94%
VN30	1,538.83	0.42%	0.20%
HNX	442.54	1.87%	-6.64%
UPCOM	113.51	0.44%	0.74%
Net Foreign buy (B)	127.36		
Total trading value (B)	27,675.30	-17.64%	-10.93%

Foreign investors net bought back 127b dong in the session 23/2. Foreign investors on HoSE were the strongest net buyers of DXG with 73bi dong. VJC and VHM were net bought 54b dong and 50b dong respectively. Meanwhile, VNM was sold the most with 83b dong. PLX and MSN were net sold at 50b dong and 36b dong, respectively.



ETF & DERIVATIVES		1D	YTD
E1VFN30	25,780	-0.46%	-0.19%
FUEMAV30	18,100	0.56%	0.06%
FUESSV30	18,820	5.67%	-0.95%
FUESSV50	22,800	0.00%	-0.44%
FUESSVFL	22,690	-1.35%	0.93%
FUEVFVND	29,730	3.77%	5.99%
FUEVN100	20,100	0.70%	-6.42%
VN30F2209	1,509.10	0.27%	
VN30F2206	1,520.00	0.93%	
VN30F2203	1,529.30	0.78%	
VN30F2202	1,540.20	0.00%	



GLOBAL MARKET		1D	YTD
Nikkei	26,449.61	0.00%	-8.13%
Shanghai	3,489.15	0.93%	-4.14%
Kospi	2,719.53	0.47%	-8.67%
Hang Seng	23,660.28	0.18%	1.12%
STI (Singapore)	3,393.00	-0.22%	8.62%
SET (Thái Lan)	1,696.45	0.32%	2.34%
Crude oil (\$/barrel)	91.17	-0.82%	19.18%
Gold (\$/ounce)	1,896.50	-0.21%	4.16%

Asian stocks rose, Ukraine situation was the focus. Japanese market holiday. The Chinese market rose with Shanghai Composite up 0.93%, Shenzhen Component up 1.092%. Hong Kong's Hang Seng rose 0.18%. South Korea's Kospi index rose 0.47%

VIETNAM ECONOMY		1D (bps)	YTD (bps)
Vnibor	2.51%	-1	170
Deposit interest 12M	5.60%	0	0
5 year-Gov. Bond	1.30%	1	29
10 year-Gov. Bond	2.18%	2	18
USD/VND	22,966	0	0.11%
EUR/VND	26,651	0	0.69%
CNY/VND	3,685	0	0.74%

According to preliminary statistics of the General Department of Customs, fertilizer exports in January stood at 226,155 tons, equivalent to 171.7 million USD, up 51.5% in volume, up 70% in turnover compared to December 2021. Cambodia is Vietnam's largest market for this product, accounting for 15.7% of the total volume and 10% of Vietnam's total fertilizer export turnover, reaching 35,552 tons, equivalent to over 17.16 million USD.

EVENT CALENDER

Ticker	Ex-right Date	Last register Date	Exercise Date	Type	Rate	Value
TDB	2/23/2022	2/24/2022	3/17/2022	Cash		500
KKC	2/23/2022	2/24/2022		Stock	100:10.8	
NDP	2/23/2022	2/24/2022	4/21/2022	Cash		1,000
VGT	2/28/2022	3/1/2022	3/31/2022	Cash		500
BDB	2/28/2022	3/1/2022	4/15/2022	Cash		1,000
SAB	3/2/2022	3/3/2022	3/23/2022	Cash		1,500
SGD	3/4/2022	3/7/2022	3/21/2022	Cash		1,000
HEV	3/7/2022	3/8/2022	3/31/2022	Cash		1,400
DAE	3/18/2022	3/21/2022	4/29/2022	Cash		1,200

SELECTED NEWS

Minister of Industry and Trade: Gasoline is enough to supply until the end of March

The fertilizer industry had a trade surplus of 18 million USD in January

Banks are not too worried about restructuring debt

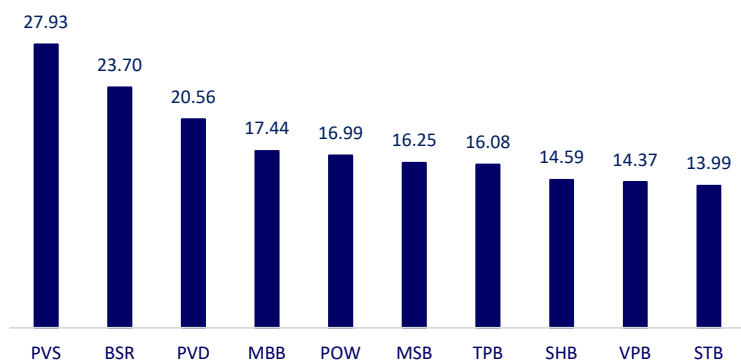
Britons are facing a cost of living crisis

EU approves sanctions against Russia

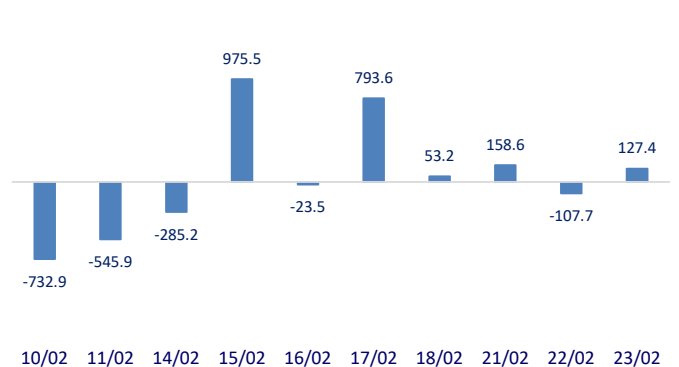
Gas prices increased by more than 10% after the US - EU imposed sanctions on Russia

	Close	1D	5D	Buying vol.	Selling vol.	Content
VCB	86,900	0.12%	-0.11%	1,807,100	1,921,700	ACB: As of December 31, 2021, total assets stood at VND 527,770 billion, an increase of 18.7% compared to 2020. Outstanding loans to customers increased by 16.2% to VND 361,912 billion. Bad debt increased by 50% to 2,799 billion dong. Group 3 debt and group 4 debt increased by 153% and 114% respectively to 537 billion and 882 billion dong. NPL ratio from 0.6% to 0.78% at the end of 2021. Customer deposits increased by 7.6% to VND 379,920 billion. In which, demand deposits were VND 87,534 billion, up 27%, accounting for 23% of the structure. Issuance of valuable papers increased by 39%, to 30,547 billion dong.
BID	45,600	-0.87%	1.00%	4,762,400	6,039,300	
CTG	34,850	0.72%	0.58%	11,182,400	13,998,600	
TCB	51,700	0.58%	0.19%	11,281,600	13,052,300	
VPB	35,900	0.98%	0.70%	21,736,600	26,112,300	
MBB	34,350	-0.15%	5.21%	27,213,900	43,812,000	
HDB	29,650	0.34%	1.37%	8,320,200	9,400,900	
TPB	42,600	2.65%	5.45%	22,934,700	24,987,600	
STB	33,600	-0.30%	0.00%	28,901,400	27,078,600	
ACB	34,600	-0.29%	1.17%	9,127,900	14,232,200	
NVL	77,400	-0.90%	-0.90%	3,967,800	3,283,200	NVL: will participate in revitalizing the Kenton Node project in Saigon South after more than a decade of stagnation. Initial information, NVI will play the role of developer at this project.
KDH	54,100	0.37%	0.56%	1,664,400	1,885,100	GAS: In January, 2022, thanks to the strong increase in oil price, GAS earned a revenue of 8,481 billion VND, exceeding 29% of the monthly plan and increasing by 42% over the same period.
PDR	90,000	0.22%	-0.22%	3,427,900	3,499,600	
GAS	117,000	0.43%	2.18%	1,775,300	2,600,800	VHM: In the period of 2022-2024, VHM begins to develop new centers such as Dream City (460 ha), Wonder Park (133 ha), Co Loa (385 ha), Ha Long Xanh (4,110 ha), Long Beach Can Gio (2,870 ha)
POW	18,150	1.97%	-0.27%	38,188,600	43,355,400	
PLX	62,500	0.81%	5.93%	7,530,600	7,698,100	MSN: reached VND 88,629 billion in revenue in 2021. Profit after tax increased by 5934% to VND 8,563 billion, a record level in history - 243% higher than the whole year 2021 plan.
VIC	82,500	0.61%	-0.48%	2,836,000	3,434,400	
VHM	79,400	0.13%	-0.75%	4,602,300	6,757,000	- HPG: announced the Resolution of BoD to increase capital contribution to Hoa Phat Real Estate Development Joint Stock Company. Specifically, Hoa Phat will contribute VND 3,300 billion to the real estate company to increase its capital from VND 2,700 billion to VND 6,000 billion, the ownership rate is 99.93% to 99.97%.
VRE	34,900	1.16%	1.75%	12,048,500	13,534,400	
VNM	80,000	0.00%	-0.50%	3,443,500	3,877,100	- HPG: announced the Resolution of BoD to increase capital contribution to Hoa Phat Real Estate Development Joint Stock Company. Specifically, Hoa Phat will contribute VND 3,300 billion to the real estate company to increase its capital from VND 2,700 billion to VND 6,000 billion, the ownership rate is 99.93% to 99.97%.
MSN	157,200	-0.19%	-0.57%	793,700	764,200	
SAB	169,800	0.83%	0.83%	214,200	326,700	- HPG: announced the Resolution of BoD to increase capital contribution to Hoa Phat Real Estate Development Joint Stock Company. Specifically, Hoa Phat will contribute VND 3,300 billion to the real estate company to increase its capital from VND 2,700 billion to VND 6,000 billion, the ownership rate is 99.93% to 99.97%.
BVH	148,200	3.78%	6.47%	1,894,700	1,428,900	
VJC	148,200	3.78%	6.47%	1,894,700	1,428,900	- HPG: announced the Resolution of BoD to increase capital contribution to Hoa Phat Real Estate Development Joint Stock Company. Specifically, Hoa Phat will contribute VND 3,300 billion to the real estate company to increase its capital from VND 2,700 billion to VND 6,000 billion, the ownership rate is 99.93% to 99.97%.
FPT	93,000	0.11%	1.86%	1,618,900	2,409,600	
MWG	137,800	0.07%	3.69%	2,502,000	4,549,600	- HPG: announced the Resolution of BoD to increase capital contribution to Hoa Phat Real Estate Development Joint Stock Company. Specifically, Hoa Phat will contribute VND 3,300 billion to the real estate company to increase its capital from VND 2,700 billion to VND 6,000 billion, the ownership rate is 99.93% to 99.97%.
PNJ	109,600	-0.36%	3.10%	2,484,400	2,351,100	
GVR	34,250	0.00%	1.48%	3,809,700	4,895,400	- HPG: announced the Resolution of BoD to increase capital contribution to Hoa Phat Real Estate Development Joint Stock Company. Specifically, Hoa Phat will contribute VND 3,300 billion to the real estate company to increase its capital from VND 2,700 billion to VND 6,000 billion, the ownership rate is 99.93% to 99.97%.
SSI	45,300	0.67%	0.89%	9,489,100	12,159,000	
HPG	46,700	0.65%	1.52%	22,203,000	26,362,600	

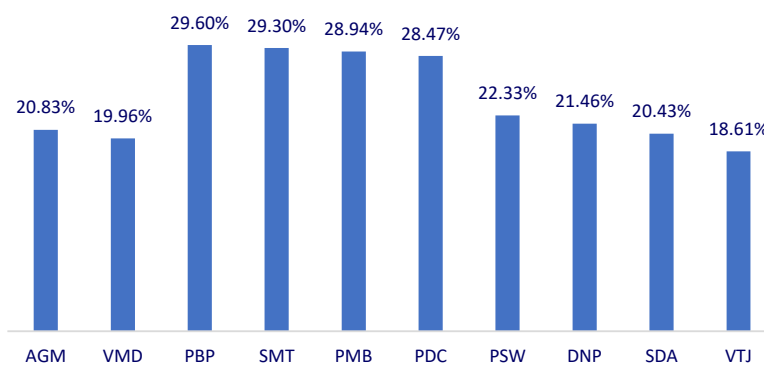
Top most traded tickers (Volume - in million)



Foreign net flow 10 nearest sessions (Billion VND)



Top increases in 3 consecutive sessions



Top decreases in 3 consecutive sessions

