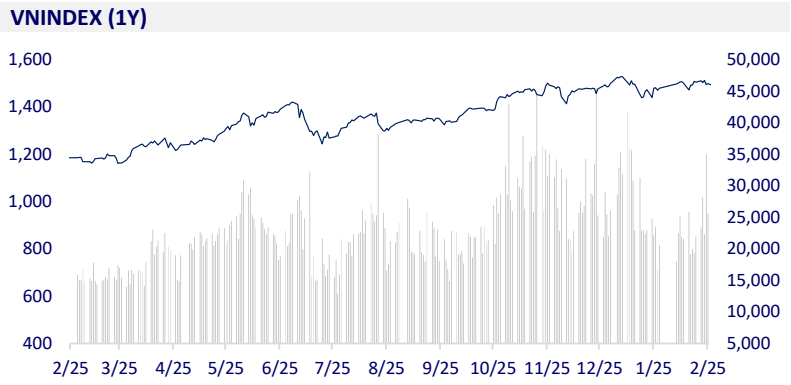
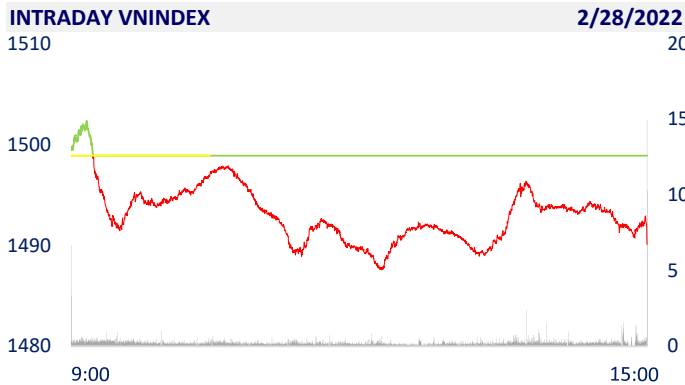
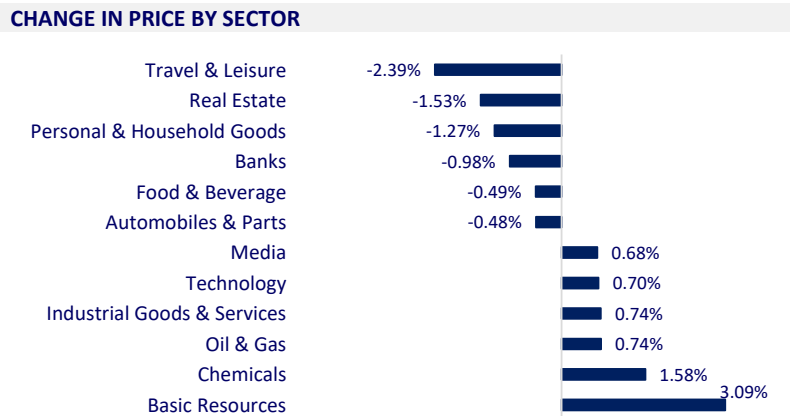


VIETNAM STOCK MARKET		1D	YTD
VN-INDEX	1,490.13	-0.58%	-0.54%
VN30	1,517.18	-0.61%	-1.21%
HNX	440.42	0.06%	-7.08%
UPCOM	112.20	-0.41%	-0.43%
Net Foreign buy (B)	-798.72		
Total trading value (B)	28,024.81	-8.69%	-9.81%

Foreign investors boosted their net selling of nearly 800 billion dong on February 28. HPG was strongly sold by foreign investors with a value of more than 352 billion dong. After that, CTG and VIC were net sold at 122 billion dong and 106 billion dong respectively. On the other hand, FUEVFNVD fund certificates were bought the most with the value of 142 billion dong. NLG was behind and was net bought 58 billion dong.



ETF & DERIVATIVES		1D	YTD
E1VFN30	25,800	1.18%	-0.12%
FUEMAV30	17,900	-0.28%	-1.05%
FUESSV30	19,200	7.80%	1.05%
FUESSV50	22,320	-1.67%	-2.53%
FUESSVFL	22,700	-1.60%	0.98%
FUEVFNVD	29,500	0.00%	5.17%
FUEVN100	20,000	-0.30%	-6.89%
VN30F2209	1,504.90	-0.44%	
VN30F2206	1,505.00	-0.11%	
VN30F2203	1,511.20	-0.38%	
VN30F2202	1,540.20	0.00%	



GLOBAL MARKET		1D	YTD
Nikkei	26,526.82	0.12%	-7.87%
Shanghai	3,462.31	0.32%	-4.88%
Kospi	2,699.18	0.84%	-9.35%
Hang Seng	22,713.02	0.52%	-2.93%
STI (Singapore)	3,242.24	-1.59%	3.80%
SET (Thái Lan)	1,685.18	0.31%	1.66%
Crude oil (\$/barrel)	96.17	-0.36%	25.71%
Gold (\$/ounce)	1,906.30	-0.49%	4.70%

Asian stocks mostly rose, oil futures prices 'jumped' more than 4%. In Japan, the Nikkei 225 gained 0.12%. The Chinese market went up with Shanghai Composite up 0.32%, Shenzhen Component up 0.32%. Hong Kong's Hang Seng rose 0.52%. Korea's Kospi index reversed to the green, up 0.84%, Kosdaq gained 0.93%.

VIETNAM ECONOMY		1D (bps)	YTD (bps)
Vnibor	2.55%	-1	174
Deposit interest 12M	5.60%	0	0
5 year-Gov. Bond	1.49%	6	48
10 year-Gov. Bond	2.15%	4	15
USD/VND	23,025	0	0.37%
EUR/VND	25,961	0	-1.92%
CNY/VND	3,686	0	0.77%

The February socio-economic situation report of the General Statistics Office said that the consumer price index (CPI) in February increased by 1% compared to the previous month, by 1.42% over the same period last year and up 1.2% compared to December 2021. The main reason is the increase in gasoline prices in line with world fuel prices; Prices of food, groceries, out-of-home dining and public transport service prices increase during the Lunar New Year.

EVENT CALENDER

Ticker	Ex-right Date	Last register Date	Exercise Date	Type	Rate	Value
VGT	2/28/2022	3/1/2022	3/31/2022	Cash		500
BDB	2/28/2022	3/1/2022	4/15/2022	Cash		1,000
SAB	3/2/2022	3/3/2022	3/23/2022	Cash		1,500
SGD	3/4/2022	3/7/2022	3/21/2022	Cash		1,000
HEV	3/7/2022	3/8/2022	3/31/2022	Cash		1,400
PNJ	3/7/2022	3/8/2022	4/7/2022	Cash		600
GTN	3/8/2022	3/9/2022		Stock	16:10	
ADC	3/14/2022	3/15/2022	4/25/2022	Cash		1,400
PDN	3/17/2022	3/18/2022	4/6/2022	Cash		1,500

SELECTED NEWS

CPI in February increased by 1.42% due to increase in petrol and food prices

Further reduction of solar power capacity in Power Planning VIII

Industrial production in the first 2 months of the year increased by 5.4% over the same period in 2021

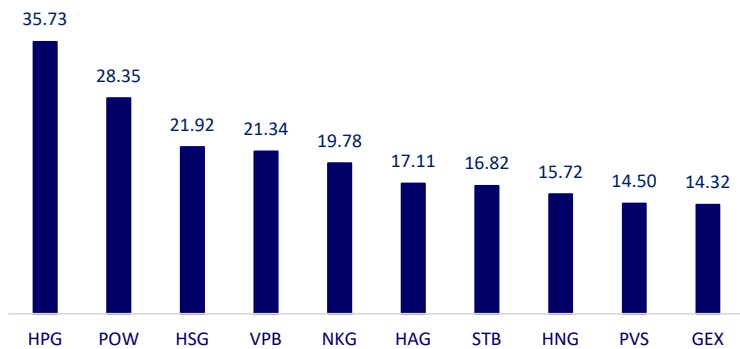
Russia raises interest rates from 9.5% to 20% to save the ruble

The US, Canada and Europe have the strongest sanctions - A series of Russian banks are excluded from SWIFT

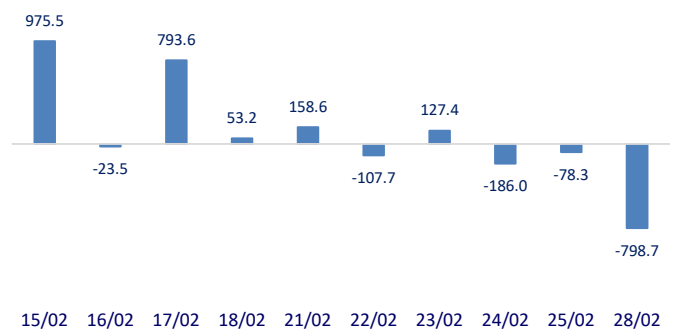
The US announced additional military aid worth \$350 million to Ukraine

	Close	1D	5D	Buying vol.	Selling vol.	Content
VCB	84,500	-0.71%	-3.32%	2,093,700	2,067,800	HDB: HDBank cooperates with Thought Machine (Singapore) to implement the world's leading latest generation core banking solution to replace the current core banking solution and build a new standard for modern core banking technology in future.
BID	43,700	-1.91%	-3.43%	4,574,700	4,256,200	
CTG	33,150	-2.07%	-3.63%	20,683,800	21,280,200	
TCB	50,400	-0.59%	-2.14%	12,504,100	12,313,300	
VPB	38,000	-0.52%	5.85%	31,506,400	41,847,900	
MBB	34,400	0.88%	5.36%	22,109,000	25,677,600	
HDB	28,800	-1.54%	-2.70%	12,155,600	8,514,800	
TPB	42,250	0.72%	3.30%	8,964,200	13,189,900	
STB	32,850	-0.45%	-1.05%	25,563,900	28,208,600	
ACB	33,900	-1.31%	-1.45%	6,246,200	7,003,400	
NVL	75,300	-1.31%	-4.08%	3,992,300	3,999,800	Real estate business ranked second in the list of industries attracting FDI in the 2 months 2021 with nearly 1.52 billion USD, accounting for 30.4% of total registered investment capital.
KDH	52,900	-0.75%	-2.40%	1,182,700	1,314,900	
PDR	85,000	-2.86%	-6.80%	3,061,700	3,504,100	
GAS	118,000	0.68%	1.90%	1,632,600	1,900,000	The price of US WTI crude oil increased by 5.71% to 96.82 USD/barrel at 7:20 am (GMT) on February 28. Brent crude oil price for February delivery also increased by 5.16% to 102.98 USD/barrel.
POW	17,350	-2.80%	-5.71%	52,103,000	49,376,900	
PLX	62,300	-0.16%	4.01%	3,890,700	5,085,200	
VIC	77,000	-2.65%	-7.89%	8,081,600	7,767,000	VHM: Vinhomes contributed more than 2,800b VND to establish 2 subsidiaries, Vinpearl Landmark 81 and Vincom Retail Landmark 81 with Vinhomes' capital contribution of 99.88% and 99.84%.
VHM	77,500	-1.02%	-3.13%	5,173,200	5,705,200	
VRE	33,500	-1.47%	-1.76%	8,257,100	9,668,100	VNM: In the early days of 2022, VNM has promoted trade at many major international fairs such as Gulfood Dubai, Foodex Japan, and created highlights with many new and outstanding products.
VNM	78,400	-0.63%	-3.21%	3,702,500	4,113,200	
MSN	156,000	-1.27%	-2.68%	570,800	802,000	
SAB	169,800	0.12%	0.12%	96,700	188,100	PNJ: announced the resolution of the Board of Directors to implement the plan to issue up to 15 million private shares, the rate of 6.6%. Charter capital is expected to increase from 2,276 billion VND to 2,426 billion VND. Privately issued shares are restricted to transfer for 3 years for strategic investors and 1 year for professional securities investors. With the asking price of 95,000 VND/share, PNJ is expected to collect 1,425 billion VND.
BVH	140,100	-3.45%	-4.04%	1,223,000	1,258,600	
VJC	140,100	-3.45%	-4.04%	1,223,000	1,258,600	
FPT	93,300	1.08%	-0.21%	2,046,200	2,971,100	
MWG	136,000	-1.16%	1.57%	2,598,300	2,873,400	
PNJ	103,000	-4.45%	-3.29%	3,094,200	3,584,200	
GVR	34,150	0.44%	-1.30%	3,700,800	3,423,300	
SSI	45,700	0.00%	-0.65%	12,304,600	16,475,300	
HPG	47,200	2.83%	1.18%	52,642,100	63,115,500	

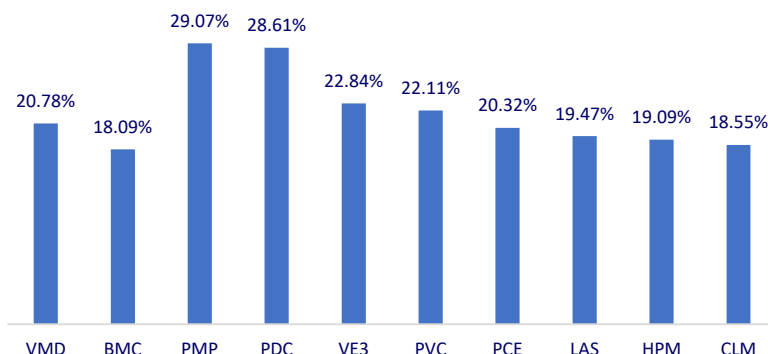
Top most traded tickers (Volume - in million)



Foreign net flow 10 nearest sessions (Billion VND)



Top increases in 3 consecutive sessions



Top decreases in 3 consecutive sessions

