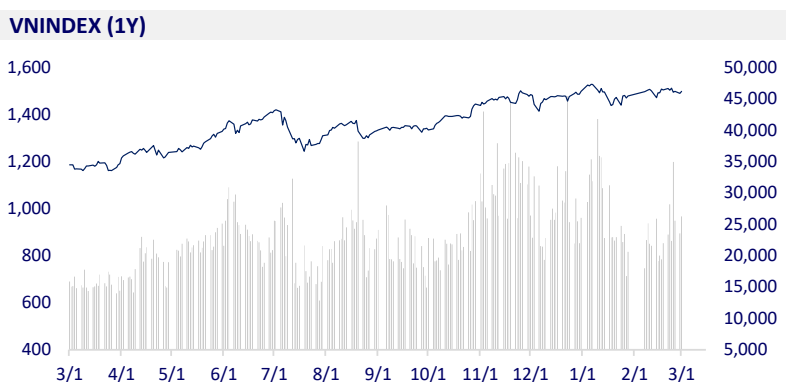
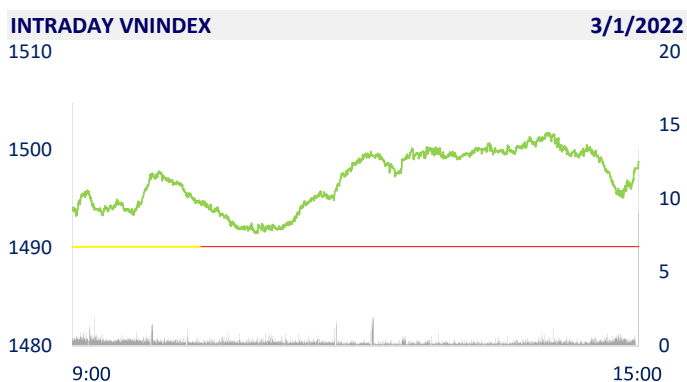
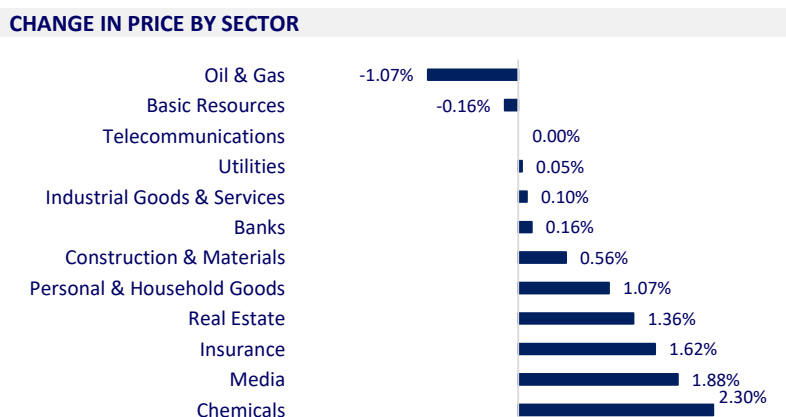


VIETNAM STOCK MARKET		1D	YTD
VN-INDEX	1,498.78	0.58%	0.03%
VN30	1,520.12	0.19%	-1.02%
HNX	443.56	0.71%	-6.42%
UPCOM	112.38	0.16%	-0.27%
Net Foreign buy (B)	122.27		
Total trading value (B)	31,420.75	12.12%	1.12%

In February 2022, although foreign investors maintained a net selling position, the value decreased significantly compared to the previous month, so the pressure on the general market was more modest. Total net selling volume was at 25m shares, equivalent to a value of VND 243.4b (down 91% MoM). Thus, foreign investors have been net sellers for 7 consecutive months with a total value of nearly 40 000b dong



ETF & DERIVATIVES		1D	YTD
E1VFN30	25,600	-0.78%	-0.89%
FUEMAV30	17,860	-0.22%	-1.27%
FUESSV30	18,720	5.11%	-1.47%
FUESSV50	22,300	-0.09%	-2.62%
FUESSVFL	22,850	0.66%	1.65%
FUEVFN30	28,800	-2.37%	2.67%
FUEVN100	20,060	0.30%	-6.61%
VN30F2209	1,502.20	-0.18%	
VN30F2206	1,506.30	0.09%	
VN30F2203	1,515.60	0.29%	
VN30F2202	1,540.20	0.00%	



GLOBAL MARKET		1D	YTD
Nikkei	26,844.72	-0.61%	-6.76%
Shanghai	3,488.83	0.77%	-4.15%
Kospi	2,699.18	0.00%	-9.35%
Hang Seng	22,761.71	0.09%	-2.72%
STI (Singapore)	3,278.63	1.12%	4.96%
SET (Thái Lan)	1,694.28	0.54%	2.21%
Crude oil (\$/barrel)	98.77	2.34%	29.11%
Gold (\$/ounce)	1,926.50	1.12%	5.81%

Asian stocks are mixed, investors continue to monitor the situation in Ukraine. In Japan, the Nikkei 225 fell 0.61%. The Chinese market rallied with the Shanghai Composite up 0.77%. Hong Kong's Hang Seng rose 0.38%. China today released the February manufacturing purchasing managers index (PMI) with the official manufacturing PMI of 50.2 points, beating forecasts of 49.9 points and up slightly from 50.1 points in January.

VIETNAM ECONOMY		1D (bps)	YTD (bps)
Vnibor	2.56%	1	175
Deposit interest 12M	5.60%	0	0
5 year-Gov. Bond	1.57%	8	56
10 year-Gov. Bond	2.22%	7	22
USD/VND	23,035	0	0.41%
EUR/VND	25,924	0	-2.06%
CNY/VND	3,684	0	0.71%

The Purchasing Managers' Index (PMI) of Vietnam's manufacturing industry reached 54.3 points in February, compared with 53.7 points in January, up for the fourth consecutive month. Business conditions have improved over the past five months, after being disrupted by the Delta wave of the COVID-19 pandemic in 2021.

EVENT CALENDER

Ticker	Ex-right Date	Last register Date	Exercise Date	Type	Rate	Value
IDV	3/2/2022	3/3/2022		Stock	10:2	
DAD	3/2/2022	3/3/2022	3/28/2022	Cash		1,500
SAB	3/2/2022	3/3/2022	3/23/2022	Cash		1,500
SGD	3/4/2022	3/7/2022	3/21/2022	Cash		1,000
HEV	3/7/2022	3/8/2022	3/31/2022	Cash		1,400
PNJ	3/7/2022	3/8/2022	4/7/2022	Cash		600
GTN	3/8/2022	3/9/2022		Stock	16:10	
ADC	3/14/2022	3/15/2022	4/25/2022	Cash		1,400
PDN	3/17/2022	3/18/2022	4/6/2022	Cash		1,500

SELECTED NEWS

February PMI reached 54.3 points, manufacturing activity continued to recover

International visitors to Vietnam soar

The Prime Minister asked to restructure weak and loss-making state-owned corporations

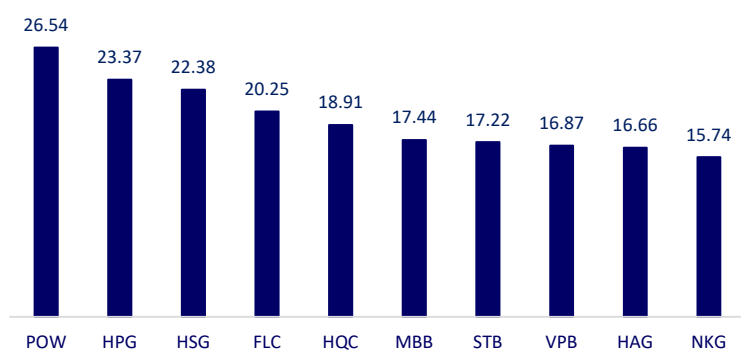
Western oil and gas giants left behind tens of billions of dollars when withdrawing from Russia

Russian banks in trouble after Russia-Ukraine tensions rise

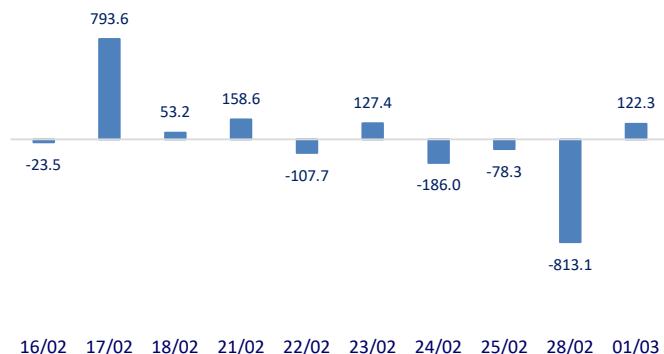
Geopolitical risks pose new challenge to IPO plans in Asia

	Close	1D	5D	Buying vol.	Selling vol.	Content
VCB	85,000	0.59%	-2.07%	2,159,000	1,878,900	In terms of growth rate, TCB has the highest growth in foreign exchange business revenue when in 2020 it only collects 745 million dong, and in 2021 it earns more than 231 billion dong in profit, mainly from reducing business losses. In terms of absolute numbers, Vietcombank is still the bank with the highest profit from foreign exchange trading with VND 4,275 billion thanks to an increase in spot foreign currency revenue of VND 1,363 billion (up 20%).
BID	44,100	0.92%	-4.13%	3,759,500	4,407,100	
CTG	33,300	0.45%	-3.76%	15,750,800	13,664,900	
TCB	50,300	-0.20%	-2.14%	11,327,800	11,445,400	
VPB	37,750	-0.66%	6.19%	24,666,900	27,885,800	
MBB	34,000	-1.16%	-1.16%	24,691,100	31,875,800	
HDB	28,550	-0.87%	-3.38%	12,946,700	10,833,000	
TPB	42,800	1.30%	3.13%	16,095,200	18,982,600	
STB	32,650	-0.61%	-3.12%	25,590,600	29,622,400	
ACB	33,850	-0.15%	-2.45%	9,454,500	9,582,400	
NVL	75,400	0.13%	-3.46%	5,202,400	4,587,200	KDH: Khang Dien will pour nearly 350 billion dong more to its subsidiary, Gia Phuoc Real Estate, even though its business cash flow in 2021 is negative billions of dong.
KDH	54,100	2.27%	0.37%	3,137,500	2,952,800	
PDR	84,500	-0.59%	-5.90%	4,492,100	4,199,500	
GAS	117,700	-0.25%	1.03%	1,842,000	1,939,500	National Assembly Chairman Vuong Dinh Hue recently asked a number of NA agencies to supervise the situation of domestic petroleum supply and Nghi Son Refinery and Petrochemical Plant.
POW	17,450	0.58%	-1.97%	71,813,700	47,472,300	
PLX	61,300	-1.61%	-1.13%	5,706,300	6,149,600	
VIC	79,200	2.86%	-3.41%	6,632,600	5,883,100	VHM: In 2022, VHM will launch 03 new projects in the North. The largest project is Dream City with 460 ha, VinHomes Co Loa 383 ha and VinHomes Wonderpark (Dan Phuong).
VHM	78,000	0.65%	-1.64%	4,280,500	5,165,100	
VRE	33,500	0.00%	-2.90%	8,037,600	7,493,400	
VNM	79,200	1.02%	-1.00%	2,568,900	2,498,400	SAB: Sabeco's revenue in 2021 reached VND 26,374 billion, down 5.7% compared to the previous year. Due to high costs, profit after tax reached VND3,929 billion, down 20.4% over the same period.
MSN	156,500	0.32%	-0.63%	537,700	658,900	
SAB	168,000	-1.06%	-0.24%	70,800	174,300	
BVH	140,900	0.57%	-1.33%	1,018,300	960,100	BVH: For the whole year of 2021, net revenue from insurance business reached VND 37,301 billion, up 8% compared to 2020. In the company's revenue structure, net revenue from life insurance segment reached 30,545 billion VND and the non-life insurance segment reached 6,768 billion VND.
VJC	140,900	0.57%	-1.33%	1,018,300	960,100	
FPT	93,400	0.11%	0.54%	1,551,100	2,672,900	
MWG	136,000	0.00%	-1.23%	1,906,900	2,177,400	
PNJ	105,000	1.94%	-4.55%	4,056,800	2,106,600	
GVR	35,700	4.54%	4.23%	7,956,200	7,537,100	
SSI	46,000	0.66%	2.22%	16,249,500	17,018,100	
HPG	46,900	-0.64%	1.08%	33,512,200	54,379,600	

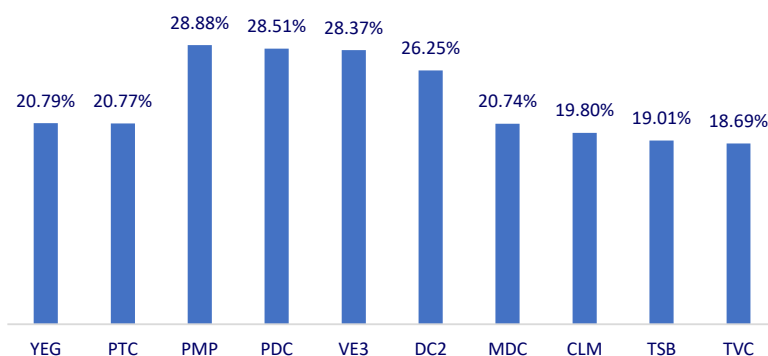
Top most traded tickers (Volume - in million)



Foreign net flow 10 nearest sessions (Billion VND)



Top increases in 3 consecutive sessions



Top decreases in 3 consecutive sessions

